



COUNTY OF SANTA CRUZ,

COUNTY SERVICE AREA 48

FIRE PROTECTION AND EMERGENCY RESPONSE SERVICES ASSESSMENT

ENGINEER'S REPORT

OCTOBER 2019

PURSUANT TO CALIFORNIA GOVERNMENT CODE SECTION 50078
ET SEQ. AND ARTICLE XIID OF THE CALIFORNIA CONSTITUTION

ENGINEER OF WORK:

SCIConsultingGroup

4745 MANGELS BOULEVARD
FAIRFIELD, CALIFORNIA 94534

PHONE 707.430.4300

FAX 707.430.4319

WWW.SCI-CG.COM

COUNTY OF SANTA CRUZ

COUNTY BOARD OF SUPERVISORS

- John Leopold, First District Supervisor
- Zach Friend, Second District Supervisor
- Ryan Coonerty, Third District Supervisor
- Greg Caput, Fourth District Supervisor
- Bruce McPherson, Fifth District Supervisor

DISTRICT STAFF

- Ian Larkin, Fire Chief
- Susan Galloway, Chief Deputy Clerk of the Board
- Dana McRae, County Counsel

TABLE OF CONTENTS

INTRODUCTION	4
LEGAL ANALYSIS OF PROPOSITION 218.....	6
ASSESSMENT PROCESS	9
DESCRIPTION OF SERVICES	11
COST AND BUDGET.....	14
METHOD OF APPORTIONMENT.....	16
IMPLEMENTATION OF AN ASSESSMENT FOR FIRE PROTECTION SERVICES.....	16
OVERVIEW OF SPECIAL BENEFITS FROM FIRE PROTECTION SERVICES.....	17
DESCRIPTION OF SPECIAL BENEFIT FROM FIRE PROTECTION SERVICES	17
GENERAL VERSUS SPECIAL BENEFIT	19
CALCULATING GENERAL BENEFIT	20
SUMMARY OF GENERAL BENEFITS	23
ZONES OF BENEFIT.....	24
ASSESSMENT APPORTIONMENT	25
METHOD OF ASSESSMENT.....	25
ASSESSMENTS CALCULATION	33
APPEALS OF ASSESSMENTS LEVIED TO PROPERTY.....	33
ADDITIONAL BACKGROUND ON RELATIVE BENEFIT.....	34
CRITERIA AND POLICIES	34
ASSESSMENT	35
ASSESSMENT DIAGRAM.....	37
APPENDIX A – FIRE HAZARD AREAS DIAGRAM	39
APPENDIX B – RESPONSE AREAS TRAVEL TIME DIAGRAM.....	41
APPENDIX C – ASSESSMENT ROLL, FISCAL YEAR 2020-21	43
END NOTES.....	44

LIST OF TABLES

TABLE 1 – PROPOSED ASSESSMENT RATES	5
TABLE 2 – CSA 48 STAFFING LEVELS VERSUS OTHER FIRE PROTECTION AGENCIES	12
TABLE 3 – DEDICATED 10-YEAR APPARATUS AND EQUIPMENT REPLACEMENT PLAN	12
TABLE 4 – COST AND BUDGET	14
TABLE 5 – EMERGENCY MEDICAL EXPENSES VERSUS OVERALL BUDGET	23
TABLE 6 – NORMALIZED FIRE RISK FACTORS	27
TABLE 7 – STRUCTURE REPLACEMENT FACTORS.....	29
TABLE 8 – BENEFIT SUMMARY PER PROPERTY TYPE.....	29
TABLE 9 – FIRE HAZARD ZONE RISK FACTORS	31
TABLE 10 – TRAVEL TIME PREMIUM FACTOR.....	33
TABLE 11– SUMMARY COST ESTIMATE	35

INTRODUCTION

The County of Santa Cruz, County Fire services the unincorporated area of Santa Cruz known as County Service Area 48 (“CSA 48” or “County Fire”), which are not within an existing independent fire protection districts, and includes the communities of Bonny Doon, Davenport, Summit/Loma Prieta, South Skyline, and Corralitos. CSA 48 was established in 1985 when the Board of Supervisors entered into a cooperative agreement with CAL FIRE to provide fire protection in the rural areas in Santa Cruz County.

County Fire serves a population of just over 24,000 residents, covering 286 square miles in the rural areas of Santa Cruz County including 883 acres of parks and 710 acres of open spaces. County Fire responds to over 2,200 service calls per year, including structure, wildland, and vehicle fires, traffic collisions, entrapments and rescues, industrial accidents and hazardous materials incidents and emergency medical calls. In addition, County Fire provides fire prevention, community education, emergency preparedness and other services relating to the protection of lives and property.

County Fire is governed by the Santa Cruz County Board of Supervisors. It operates 10 fire stations throughout the service area, with a cooperative contractual agreement with CAL FIRE to provide some of the services and equipment, and with professional and volunteer staff. (*CAL FIRE has a strong presence in rural Santa Cruz County to provide wildland fire protection services which are funded directly by other State of California sources.*) Response to wildland fire within and outside of the service area, and mutual aid agreements, result in varied staffing levels at different stations throughout the year. However, each of the 10 stations are staffed year-round. The 10 County Fire stations are:

DAVENPORT COMMUNITY

BIG CREEK FIRE STATION
DAVENPORT FIRE STATION

BONNY DOON COMMUNITY

BONNY DOON FIRE STATION
FALL CREEK FIRE STATION
MCDERMOTT FIRE STATION

LOMA PRIETA COMMUNITY

BURRELL FIRE STATION
LOMA PRIETA FIRE STATION

CORRALITOS COMMUNITY

CORRALITOS FIRE STATION

LAS CUMBRES AND SOUTH SKYLINE COMMUNITY

SARATOGA SUMMIT FIRE STATION
LAS CUMBRES FIRE STATION

County Fire is primarily funded by contributions from local property taxes, funding from an existing benefit assessment, and inspection and plan review fees. Beginning about 10 years ago, funding levels have been insufficient for County Fire to operate at optimal service levels.

In 2008, due to increase contract costs, staffing was reduced from four firefighters per initial response to three firefighters per initial response outside of high fire season (November through May). This reduced staffing level has required County Fire to dispatch more engines to fires to meet the required number of firefighters at the scene of a fire. At times when multiple emergency calls are received, County Fire lacks sufficient redundancy of resources, and there are not sufficient resources and staff to respond with the desired service level. Also, in an effort to reduce costs, County Fire has deferred significant amounts of facilities maintenance. Even with these cutbacks, County Fire has been operating at a deficit and has projected that the current operating reserve will be depleted in less than eight years. Operating costs continue to rise at a faster rate than revenue.

Moreover, in its June 2018 "Reviews of Central Fire Protection District and County Service Area 48 (County Fire) Services and Spheres of Influence," Santa Cruz LAFCo independently concluded on page 2 that:

"Costs have gone up faster than revenues.

In 2007, County Service Area 48 (CSA 48) was unsuccessful in raising its fire suppression assessment. It is estimated that with continued careful fiscal management, the Fire Fund can sustain County Fire another few years. Additional revenues will need to be found or cost savings and service reductions will need to be implemented."

County Fire seeks to return to a higher level of fire protection and emergency response service by returning to appropriate staffing levels and providing for improved apparatus replacement and improved equipment replacement. This Engineer's Report supports a proposed new assessment to enhance existing funding sources and associated services and equipment, and to fund these improved services and equipment. The proposed rates for this proposed assessment are shown in Table 1, below.

TABLE 1 – PROPOSED ASSESSMENT RATES

Property Type	Proposed Rate	Unit
Single Family	\$148.72	each
Multi-Family	\$142.74	res unit
Commercial/Industrial	\$678.27	acre
Office	\$174.37	acre
Storage	\$1,061.03	acre
Parking Lot	\$34.74	each
Vacant	\$34.74	each
Agriculture	\$6.05	acre
Range Land & Open Space	\$0.15	acre

The proposed assessment rates are used along with the relative fire hazard zone factor and the relative travel time factor to calculate the assessment for each parcel. These factors are explained in more detail beginning on page 25.

This Engineer's Report (the "Report") was prepared to:

- Describe the fire suppression, safety and emergency response services and equipment that would be funded by the assessments (the "Services")
- Establish a budget for the Services that would be funded by the assessments in 2020-21
- Determine the special benefits received from the proposed Services by property within the County of Santa Cruz, County Service Area 48 Assessment (the "Assessment District"), and
- Describe the method of apportionment to lots and parcels within the Assessment District.

This Report and the proposed assessments have been made in compliance with California Government Code Section 50078 et seq. (the "Code") and Article XIID of the California Constitution (the "Article").

The Assessment District is narrowly drawn to include only properties that directly receive the additional fire protection and prevention services provided by the assessment funds and are specially benefited from such Services. The Assessment Diagram included in this Report shows the boundaries of the Assessment District.

LEGAL ANALYSIS OF PROPOSITION 218

The proposed assessment complies with Proposition 218, The Right to Vote on Taxes Act, which was approved by the voters of California on November 6, 1996, and is now Articles XIIC and XIID of the California Constitution. Proposition 218 provides for benefit assessments to be levied to fund the cost of providing services, improvements, as well as maintenance and operation expenses of a public improvement that provide a special benefit to the assessed property.

Proposition 218 imposes a number of important requirements, including property-owner balloting, for the formation and continuation of assessments, and these requirements are satisfied by the process used to establish this assessment.

SILICON VALLEY TAXPAYERS ASSOCIATION, INC. V SANTA CLARA COUNTY OPEN SPACE DISTRICT (2008) 44 CAL.4TH 431

On July 14, 2008, the California Supreme Court issued its ruling in *Silicon Valley Taxpayers Association, Inc. v. Santa Clara County Open Space District* ("Silicon Valley"). Several of the most important elements of the ruling are:

- Benefit assessments are for special, not general benefit
- The services and/or improvements funded by assessments must be clearly defined

- Special benefits are directly received by and provide a direct advantage to property in the Assessment District

DAHMS V. DOWNTOWN POMONA PROPERTY (2009) 174 CAL.APP.4TH 708

On June 8, 2009, the Court of Appeal amended its original opinion upholding a benefit assessment for property in the downtown area of the City of Pomona. On July 22, 2009, the California Supreme Court granted review and transferred the case back to the Court of Appeal for reconsideration in light of the Supreme Court's discussion in the *Silicon Valley* case. In *Dahms*, the Appellate Court then upheld the assessment that was 100% special benefit (i.e. 0% general benefit) holding that the services and improvements funded by the assessments were directly provided to property in the assessment district. The Court also upheld discounts and exemptions from the assessment for certain properties.

BONANDER V. TOWN OF TIBURON (2009) 46 CAL.4TH 646

On December 31, 2009, the Court of Appeal overturned a benefit assessment approved by property owners to pay for placing overhead utility lines underground in an area of the Town of Tiburon. The Court invalidated the assessments on the grounds that the assessments had been apportioned to assessed property based in part on relative costs within sub-areas of the assessment district, instead of each individual property's proportional special benefits.

BEUTZ V. COUNTY OF RIVERSIDE (2010) 184 CAL.APP.4TH 1516

On May 26, 2010, the California Court of Appeal issued its decision in *Steven Beutz v. County of Riverside ("Beutz")*. This decision overturned an assessment for park maintenance in Wildomar, California, primarily because the general benefits associated with improvements and services were not explicitly calculated, quantified, and separated from the special benefits.

GOLDEN HILL NEIGHBORHOOD ASSOCIATION V. CITY OF SAN DIEGO (2011)199 CAL.APP.4TH 416

On September 22, 2011, California Court of Appeal issued its decision in *Golden Hill Neighborhood Association v. City of San Diego*. This decision overturned an assessment for street and landscaping maintenance in the Greater Golden Hill neighborhood of San Diego, California. The court described two primary reasons for its decision. First, as in *Beutz*, the court found the general benefits associated with services were not explicitly calculated, quantified and separated from the special benefits. Second, the court found that the City had failed to document the basis for the assessment on city-owned parcels.

CONCERNED CITIZENS FOR RESPONSIBLE GOVERNMENT V. WEST POINT FIRE PROTECTION DISTRICT (2011)149 CAL. RPTR. 3D 640

On November 28, 2012, the California Supreme Court dismissed as moot petitioners' appeal in the case of *Concerned Citizens for Responsible Government v. West Point Fire Protection District*. The Supreme Court had granted review of the Court of Appeal's decision in this case early in July 2012 after several local government organizations petitioned the Court to have the Court of Appeal's decision de-published because of its apparent conflicts with the

California Constitution and potentially overly broad impact on other assessments. The Supreme Court's grant of review caused the Court of Appeal decision to be de-published. The Supreme Court eventually dismissed the appeal as moot.

For fire agencies, the most concerning aspect of the decision from the Court of Appeal was its statement that fire services (as opposed to improvements) may be in whole or in part a general benefit, and therefore unsuitable for funding with an assessment. Fortunately, the Court of Appeal's decision remains unpublished, and cannot be cited as binding precedent.

COMPLIANCE WITH CURRENT LAW

This Engineer's Report is consistent with the requirements of Article XIII C and XIII D of the California Constitution and with the *Silicon Valley* decision because the Services to be funded are clearly defined; the Services are available to and will be directly provided to all benefited property in the Assessment District; the Services provide a direct advantage to property in the Assessment District that would not be received in the absence of the assessment; and the Services are benefits that are over and above general benefits conferred on real property located in the CSA 48 or to the public at large by other public entities that make up the membership of the CSA 48.

This Report is consistent with *Dahms* because, similar to the *Downtown Pomona* assessment validated in *Dahms*, the Services will be directly provided to property in the Assessment District. More specifically, as discussed hereafter, the Services afford benefits specifically unique and supplied only to property owners within the District, with a corresponding effect that is not shared by other parcels outside of the District or real property in general, including the public at large. While *Dahms* could be used as the basis for a finding of 0% general benefits, this Engineer's Report establishes a more generous separation and quantification of general benefits.

This Report is also consistent with *Bonander* because the Assessment has been apportioned based on the proportional special benefit to each property. Furthermore, the Assessment is consistent with *Beutz* and *Golden Hill* because the general benefits have been explicitly calculated, quantified, and excluded from the Assessment.

ASSESSMENT PROCESS

Following submittal of this Report to County Fire for preliminary approval, the County of Santa Cruz Board of Supervisors (the "Board") may, by Resolution, call for an assessment ballot proceeding and public hearing on the proposed establishment of a Fire Protection and Emergency Response Services Assessment.

If the Board approves such a Resolution, a Notice of Assessment and Assessment Ballot will be mailed to each property owner within the proposed Assessment District boundaries who will be subject to the proposed assessment. The Notice will include a description of the Services to be funded by the proposed assessment, the total amount of the proposed assessment and the amount chargeable to the owner's parcel, the reasons for the proposed assessment and the basis upon which it was calculated, and an explanation of the process for submitting a ballot. Each notice will also include a postage prepaid return envelope and a ballot on which the property owner may mark his or her approval or disapproval of the proposed assessment as well as affix his or her signature.

After the ballots are mailed to property owners in the Assessment District, a minimum 45 day time period must be provided for the return of the assessment ballots. Following this balloting time period, a public hearing must be held for the purpose of allowing public testimony regarding the proposed assessments. Ballots will be received if previously mailed and received by the public agency before the public hearing, or if physically submitted at the public hearing. At the public hearing, the public will have the opportunity to speak on the issue. The public hearing is currently scheduled to open on January 14, 2020. After receiving ballots and public comment, the public hearing will be closed. The Board will then recess in order that the ballots can be tabulated.

If it is determined that the assessment ballots submitted in opposition to the proposed assessment do not exceed the assessment ballots submitted in favor of the assessment (weighted by the proportional financial obligation of the property for which ballots are submitted), the Board may approve the imposition of assessment for fiscal year 2020-21 and each fiscal year thereafter. If the assessment is confirmed and approved, the Board will order the levy of the assessment to be submitted to the County of Santa Cruz Auditor/Controller for inclusion on the property tax roll for Fiscal Year 2020-21. The levy and collection of the assessment would continue year-to-year until terminated by the Board.

The assessment granted by the ballot proceeding would be for a maximum assessment rate of \$148.72 per single family home, increased each subsequent year by the consumer price index not to exceed 4% per year.

In each subsequent year for which the assessment will be continued, an updated proposed budget, assessment rate and an updated assessment roll listing all parcels and their proposed assessment for the upcoming fiscal year shall be prepared and considered by the Board of Supervisors. At this meeting, the Board will also call for the publication in a local

newspaper a legal notice of the intent to continue the assessment for the next fiscal year and set the date for the noticed public hearing. At the annual public hearing, members of the public can provide input to the Board prior to the Board's decision on continuing the services and assessment for the next fiscal year.

If the assessment is so confirmed and approved, the levies would be submitted to the County of Santa Cruz Auditor/Controller for inclusion on the property tax roll for Fiscal Year 2020-21.

DESCRIPTION OF SERVICES

County Fire provides a range of fire suppression protection, prevention, and other fire and emergency related services to properties within its boundaries.

This proposed benefit assessment would provide funding for two major areas of service improvements for its fire suppression and protection operations.

- Increased Firefighter Staffing and Training
- Improved Maintenance and Replacement of Apparatus and Equipment

The formula below describes the relationship between the final level of services, the baseline level of service based on existing funding, and the enhanced level of services funded by the assessment if it is approved. It should be noted, due to the fact that current operating costs are increasing at a faster rate than current funding sources, the baseline level of services is diminishing over time.

<i>Final Level of Service</i>	=	<i>Current Baseline Level of Service</i>	+	<i>Proposed Enhanced Level of Service</i>
-------------------------------	---	--	---	---

Below is a more detailed description of these improvements that are provided for the special benefit of property in the Assessment District.

INCREASED FIREFIGHTING STAFFING AND TRAINING

Firefighting emergency response staffing levels are described colloquially in terms of "speed and weight," with speed describing the response time and weight describing the number and types of personnel. Also, staffing levels are also commonly described in terms of the number of firefighting staff per fire truck and/or apparatus, such as "4 on an initial response" or "3 on an initial response". County Fire is satisfied with its response time ("speed") but has determined that its staffing levels ("weight") at "3 on an initial response" are insufficient.

Although there are many approaches to deploying firefighting staff, OSHA guidelines place strict requirements on operations, particularly when firefighters are required to enter potentially Immediately Dangerous to Life and Health (IDLH) environments such as structure fires. In these atmospheres, OSHA requires that personnel use self-contained breathing apparatus (SCBA), that a minimum of two firefighters work as a team inside the structure, and that a minimum of two firefighters be on standby outside the structure to provide assistance or perform rescue. Essentially the "2 in, 2 out" rule severely limits County Fire's ability to respond effectively to many types of emergencies. The challenge is compounded in the case of multiple calls. County Fire has determined that an increase in staffing would significantly increase its effectiveness, as well as compliance with OSHA requirements, and would benefit the property owners with heightened levels of property and human life protection.

Table 2, below illustrates the comparison with other Santa Cruz County Fire Protection Agencies which are generally able to provide “4 on a truck” staffing while County Fire provides only “3 on a truck” levels.

TABLE 2 – CSA 48 STAFFING LEVELS VERSUS OTHER FIRE PROTECTION AGENCIES

Current Staffing	CSA 48	Other Santa Cruz County Fire Protection Agencies					
		Santa Cruz City	Aptos Fire	Central Fire	Watson ville	Scotts Valley	Pajaro Valley
Fire Fighters Per Engine (a)	2	3	3	3	3	3	3
Float Fire Fighter (b)		1		1	1	1	
Volunteers avg per shift (c)	1						1
Paramedic (d)			1				
Effective Fire Fighters Per Engine (a+b+c+d) = (e)	3	4	4	4	4	4	4
NFPA Standard for Response (f)	4	4	4	4	4	4	4
Deficit for Single Engine Response (e-f)	-1	0	0	0	0	0	0

Improved and increased firefighting staffing levels will significantly contribute to improved safety and protection of real property within the proposed Assessment District. The proposed assessment is intended to provide funding for additional full-time-staffing, and some additional training. The costs for the proposed staffing increases to support implementation of “4 on an initial response” staffing are included in the Table 4 Budget.

IMPROVED MAINTENANCE AND REPLACEMENT OF APPARATUS AND EQUIPMENT

Much of County Fire’s fleet is aging and in need of replacement, and includes active equipment and apparatus up to 28 years old. The recommended lifespan for a frontline engine is 10 years. Obsolete fire engines are unreliable and expensive to repair. Currently the vehicle replacement schedule has been deferred in an effort to reduce costs. County Fire has developed a dedicated 10-year “rotating” replacement plan for key apparatus and equipment, and it is shown in Table 3, below.

TABLE 3 – DEDICATED 10-YEAR APPARATUS AND EQUIPMENT REPLACEMENT PLAN

Fiscal Year	Apparatus	EstimatedAmount
2020-21	Water Tender & Light Utility	\$455,000
2021-22	Engine, Type I & Heavy Utility	\$630,000
2022-23	Engine, Type I & Heavy Utility	\$662,000
2023-24	Engine, Type III & Type VI	\$680,000
2024-25	Engine, Type III & Heavy Utility & Light Utility	\$600,000
2025-26	Engine, Type VI & Heavy Utility	\$310,000
2026-27	Engine, Type I	\$700,000
2027-28	Engine, Type I	\$735,000
2028-29	Engine, Type III	\$560,000
2029-30	Engine, Type I & Light Utility	\$890,000
	Estimated Unfunded Total	\$6,222,000

County Fire desires to ensure maintenance and replacement of apparatus in order to maximize safety and effectiveness for fire suppression. Improved maintenance and replacement will significantly contribute to improved safety and protection of real property within the proposed Assessment District. If approved, the proposed assessment will fund this replacement plan over 10 years, and an allocation of \$622,000 has been included in the Table 4 budget (\$6,222,000 from Table 3 divided by 10 years = \$622,000). The need for equipment replacement will be on going.

OTHER SERVICES AND SUPPLIES

The Table 4 budget includes and summarizes budget allocations for miscellaneous other services and supplies, including capital repairs, equipment operation and maintenance, facilities maintenance and operation, professional services, supplies and materials, utilities and administration in support of County Fire's operations.

COST AND BUDGET

The following budget lists the proposed expenditures funded by the Assessment District in Fiscal Year 2020-21.

TABLE 4 – COST AND BUDGET

County of Santa Cruz, CSA 48	
Estimate of Costs	
Fiscal Year 2020-21	
Budget Item	Amount
Service, Apparatus and Equipment Needs	
Firefighter Staffing and Training	\$3,981,880
Equipment and Apparatus Maintenance and Replacement	\$622,000
Capital Repairs	\$113,742
Equipment Operation and Maintenance	\$15,559
Maintenance and Operation	\$150,014
Professional Services	\$37,983
Supplies and Materials	\$246,849
Utilities	\$41,572
Administration	\$93,737
Total Service Needs (a)	\$5,303,336
Less: Est. Dedicated Revenue from Property Taxes & Other Sources (b)	\$2,536,181
Less: Est. Dedicated Revenue from Current Benefit Assessment (c)	\$1,231,548
Est Total Revenue from Other Sources (General benefit contribution) (b+c) = (d)	\$3,767,729
Net Cost of Servicing to Assessment District (a-d) = (e)	\$1,535,607
Allowance for County Collection (e * 1%) = (f)	\$15,511
Total Fire Suppression and Protection Services Budget (e-f) =(g)	\$1,551,118
Total Proposed Assessment Budget (g)	\$1,551,118
Effective Single Family Equivalent Benefit Units in Assessment District (h)	10,429.79
Proposed Assessment per Effective Single Family Equivalent Unit (SFE) (g/h)	\$148.72

The "Services, Apparatus and Equipment Needs" cost estimates are presented in the budget table above for the 2020-21 fiscal year only, but are based upon financial forecasting over a 10 year cycle and beyond. This forecasting concludes that these costs these will likely persist consistently into the future. For example, the Dedicated 10-Year Apparatus and Equipment Replacement Plan shown in Table 3 supports the annual \$622,000 budget item shown above, and is consistent with predicted ongoing replacement costs beyond this fiscal year.

Consistent with the General benefit requirement described later in this Report, at least 48% of the total cost of the County Fire Services must be funded from sources other than this proposed assessment to cover any general benefits from the Services. Therefore, the cost of Services of \$1,551,118, funded by the proposed assessment, can be funded exclusively through the assessment levy as a special benefit since the current County contributions from its dedicated ad valorem property taxes, remaining fund balance and the existing benefit assessment exceed approximately 71.04%. ($\$3,767,729/\$5,303,336$) of the total cost of County Fire Services, far in excess of the above required 48% non-assessment general benefit funding requirements. The 71.04% funding is comprised of 47.82% from property taxes and other sources, and 23.22% is from the current benefit assessment.

(b) Other sources includes Penalties; In-Lieu Taxes; Interest; Federal, State and Other Misc Grants; Inspection Charges; Permit Processing Fees; Cost Recovery; Insurance Premium Charges; Other Charges; Insurance Proceeds; Sales of Fixed Assets and Fund Balance.

(h) The Total SFEs are the sum of the assigned Single Family Equivalent units for each affected parcel based upon a parcel-by-parcel analysis of the service area consistent with the Method of Apportionment described later in the Report.

METHOD OF APPORTIONMENT

This section includes an explanation of the special benefits to be derived from the Services, the criteria for the expenditure of assessment funds, and the methodology used to apportion the total assessment to properties within the Assessment District.

The Assessment District area consists of all Assessor Parcels within CSA 48 boundaries. The method used for apportioning the assessment is based upon the proportional special benefits from the Services to be provided to the properties in the assessment area over and above general benefits conferred on real property or to the public at large. Special benefit is calculated for each parcel in the Assessment District using the following process:

1. Identification of all benefit factors derived from the improved services
2. Calculation of the proportion of these benefits that are general
3. Determination of the relative special benefit within different areas within the Assessment District
4. Determination of the relative special benefit per property type
5. Calculation of the specific assessment for each individual parcel based upon special vs. general benefit; location, property type, property characteristics, improvements on property and other supporting attributes

IMPLEMENTATION OF AN ASSESSMENT FOR FIRE PROTECTION SERVICES

California Government Code Section 50078 et. seq. allows agencies which provide fire suppression services, such as County Fire, to levy assessments for fire suppression services. Section 50078 states the following:

"Any local agency which provides fire suppression services directly or by contract with the state or a local agency may, by ordinance or by resolution adopted after notice and hearing, determine and levy an assessment for fire suppression services pursuant to this article."

In addition, California Government Code Section 50078.1 defines the term "fire suppression" as follows:

"(c) "Fire suppression" includes firefighting and fire prevention, including, but not limited to, vegetation removal or management undertaken, in whole or in part, for the reduction of a fire hazard."

Therefore, the Services to be provided by the Assessment District fall within the scope of services that may be funded by assessments under the Code.

The assessment must be levied based on the special benefit to property. Special benefit means a particular and distinct benefit received by property over and above any general benefits conferred on real property located in the Assessment District or the public at large.

With reference to the requirements for assessment, Section 50078.5 of the California Government Code states:

"(b) The benefit assessment shall be levied on a parcel, class of improvement to property, or use of property basis, or a combination thereof, within the boundaries of the local agency, zone, or area of benefit."

"The assessment may be levied against any parcel, improvement, or use of property to which such services may be made available whether or not the service is actually used."

Proposition 218, as codified in Article XIID of the California Constitution, has confirmed that assessments must be based on the special benefit to property:

"No assessment shall be imposed on any parcel which exceeds the reasonable cost of the proportional special benefit conferred on that parcel."

Since assessments are levied on the basis of special benefit, they are not a tax and are not governed by Article XIII A of the California Constitution.

The following 2 sections describe how and why the Fire Protection Services specially benefit properties. This special benefit is particular and distinct from its effect on other property, and that other real property and the public at large do not share the special benefit.

OVERVIEW OF SPECIAL BENEFITS FROM FIRE PROTECTION SERVICES

Special Benefit is defined in Article XIID of the California Constitution as a "particular and distinct benefit over and above general benefits." The proposed services and improvements provide "particular and distinct" benefit because they are distinctly defined and described, and are provided directly to the parcels within the Assessment District boundaries. The proposed services and improvements are "over and above general benefits" supplied by the member agencies of the CSA 48.

Moreover, this assessment for fire protection services can be clearly contrasted with assessments for parks and recreation, or even open space, as addressed in *Silicon Valley*, because fire services are provided directly to individual parcels in the form of fire prevention and suppression; by contrast, property owners must travel from their properties to dispersed locations to fully enjoy the benefits of parks and open space.

In summary, real property located within the boundaries of the proposed Assessment District distinctly and directly benefits from increased safety and protection of real property and human life in the Assessment District.

DESCRIPTION OF SPECIAL BENEFIT FROM FIRE PROTECTION SERVICES

In order to allocate the assessments, the special benefit arising from the Services that will be provided to property in the Assessment District has been identified and described below.

This special benefit must confer a direct advantage to the assessed properties; otherwise it would be general benefit, as described further in this report.

The following special benefit confers to residential, commercial, industrial, institutional, and other lots and parcels resulting from the improved fire protection and emergency response services that will be provided in the Assessment District. This special benefit is summarized as follows:

INCREASED SAFETY AND PROTECTION OF REAL PROPERTY ASSETS FOR ALL PROPERTY OWNERS WITHIN THE ASSESSMENT DISTRICT.

The proposed Assessments will fund improved fire suppression, prevention, protection and emergency response services, and thereby can significantly reduce the risk of property damage, human injury, or death associated with fires within the assessment district. Clearly, fire mitigation helps to protect and specifically benefits both improved properties and vacant properties in the Assessment District.

"Fire is the largest single cause of property loss in the United States. In the last decade, fires have caused direct losses of more than \$120 billion and countless billions more in related cost."¹

"Over 140,000 wildfires occurred on average each year, burning a total of almost 14.5 million acres. And since 1990, over 900 homes have been destroyed each year by wildfires."²

"The strategies and techniques to address fire risks in structures are known. When implemented, these means have proven effective in the reduction of losses."³

The proposed improved fire suppression, prevention, protection, and emergency response services support this special benefit by providing County Fire with the needed resources to protect real property from uncontrolled fires.

The proposed increased firefighting staffing supports this special benefit by providing needed personnel resources. For instance, current OSHA regulations require that two firefighters remain outside a structure during an emergency response to a structure fire, while two firefighters may enter. *(This OSHA Policy is documented as United States Department of Labor - Occupational Safety and Health Administration — OSHA Regulation "2 in 2 out"— The "2In/2 Out" policy is part of paragraph (g)(4) of OSHA's revised respiratory protection standard, 29 CFR 1910.134.)*

This "2 in, 2 out" requirement places significant limitations on County Fire's ability to respond to structure fires, particularly when second and third calls are made. The proposed assessment would allow County Fire to optimize staffing levels and satisfy the "2 in, 2 out" requirement on significantly more emergency calls. Properties receive direct special benefit

from the increased staffing because the increase in staffing in turn increases the likelihood that property and life will be protected. For example, if only three firefighters are available to respond to a structure fire, no firefighter would be allowed to enter the structure – potentially impeding the ability to conduct a rescue operation or critical fire suppression activity.

The increased firefighting staffing specifically satisfies the strict legal requirements of the *Silicon Valley* decision in that these Services are clearly defined, are available to and will be directly provided to all benefited property, and will provide a direct advantage that would not be received in the absence of the assessment.

GENERAL VERSUS SPECIAL BENEFIT

Article XIII D of the California Constitution requires any local agency proposing to increase or impose a benefit assessment to “separate the general benefits from the special benefits conferred on a parcel.”

In other words:

$$\textit{Total Benefit} = \textit{General Benefit} + \textit{Special Benefit}$$

The rationale for separating special and general benefits is to ensure that property owners subject to the benefit assessment are not paying for general benefits. The assessment, therefore, can fund special benefits but cannot fund general benefits.

Please note that the property owners of the parcels subject to the assessment *should not* and *cannot* be required to pay for the general benefits arising from the proposed service and equipment improvements – this is an essential assessment-payer-protection requirement of all Proposition 218–compliant assessments. In order to clearly and overwhelmingly satisfy this important requirement, the general benefit has been calculated in each step favoring its reasonable maximum to totally avoid any possibility that the total general benefit to be funded from other sources is under-calculated.

There is no statutory formula to calculate, quantify and separate general benefit in support of benefit assessment analysis. General benefits are benefits from improvements or services that are not special in nature, are not “particular and distinct,” and are not “over and above” benefits received by other properties, or the public at large. *Silicon Valley* provides some clarification by indicating that general benefits provide “an indirect, derivative advantage” and are not necessarily proximate to the improvements. Again, in this Report, the general benefit is generously estimated and described, and then budgeted so that it is funded by sources other than the assessment. Although there is not an industry standard for this general benefit calculation, the three-component (plus an adjustment for emergency medical) approach shown in the formula below has been the most-widely used.

1.) <i>Benefit to Real Property Outside the Assessment District</i>
+ 2.) <i>Benefit to Real Property Inside the Assessment District that is Indirect and Derivative</i>
+ 3.) <i>Benefit to the Public at Large</i>
+ <i>(Adjustment for Emergency Medical Services)</i>
= <i>General Benefit</i>

Special benefit, on the other hand, is defined in the California Constitution as “a particular and distinct benefit over and above general benefits conferred on real property located in the district or to the public at large.” The *Silicon Valley* decision indicates that a special benefit is conferred to a property if the property “receives a direct advantage from the improvement (e.g., proximity to a park).” In this assessment, as noted previously, the improved Services are available when needed to all properties in the Assessment District, so the overwhelming proportion of the benefits conferred to property is special, and the benefits are only minimally received by property outside the Assessment District or the public at large.

CALCULATING GENERAL BENEFIT

This section provides a measure of the general benefits from the assessments.

1.) BENEFIT TO PROPERTY OUTSIDE THE ASSESSMENT DISTRICT

Properties within the Assessment District receive almost all of the special benefits from the Services because the Services will be provided solely in the Assessment District boundaries. (It should be noted that the Services may, at times, be used outside the CSA 48 boundaries. However, this use is part of a mutual aid agreement and is offset, at least in part, by the provision of Services by other outside agencies within the Assessment District boundaries.)

Properties proximate to, but outside of, the boundaries of the Assessment District receive some benefit from the proposed Services due to some degree of indirectly reduced fire risk to their property. Specifically, the parcels immediately contiguous to CSA 48’s boundaries enjoy a reduction to the possibility of a fire “jumping” from an adjacent structure (within the CSA 48 boundaries) because County Fire controls structure fires within its boundaries. Because County Fire’s primary role is directed towards structure fires, as opposed to wildland fires, and structure fires generally “jump” more slowly, it is reasonable to only consider the directly adjacent, but outside, parcels. These are estimated to receive some benefit relative to parcels within the Assessment District, but they do not directly receive the improved fire protection resulting from the Services funded by the Assessments.

At the time the Assessment was proposed, the Engineer of Work, using the Geographic Information Systems, quantified the number of parcels proximate to the Assessment District boundary but outside the Assessment District, and thereby determined that there were

approximately 2,310 directly adjacent properties. Further consideration of the types, use, location and other attributes of the outside but proximate parcels is not warranted due to numeric insignificance, and would not materially increase the accuracy of this analysis:

2,310 parcels outside CSA 48 but proximate to the CSA 48 Boundaries

9,812 parcels in the Assessment District.

Calculation:

General Benefit to Property Outside the Assessment District =

$2,310 / (9,812 + 2,310) = 19.06\%$: ~ rounded to 20.0%

It can reasonably be argued that properties protected inside, but near the Assessment District boundaries, are offset by similar fire protection provided outside, but near, the Assessment District's boundaries, through mutual aid agreements. However, this analysis uses the more generous approach of finding that 20.0% of the Services may be of general benefit to property outside the Assessment District, and cannot be funded by this assessment.

2.) BENEFIT TO PROPERTY INSIDE THE DISTRICT THAT IS *INDIRECT AND DERIVATIVE*

In determining the proposed Assessment District area, County Fire has been careful to only include parcels that will directly receive the benefit of the improved Services. All parcels will directly benefit from the use of the improved Services throughout the Assessment District in order to maintain the same improved level of fire suppression and protection throughout the area. Fire protection and suppression will be provided as needed throughout the area. The shared special benefit - reduced severity and number of fires - would be received on an equivalent basis by all parcels in the Assessment District due to the proposed increased funding. Furthermore, all parcels in the Assessment District would directly benefit from the ability to request or receive service from County Fire and to have a County Fire resource promptly respond directly to the parcel and address the owner's or resident's service need.

The *Silicon Valley* decision indicates that the fact that a benefit is conferred throughout the Assessment District area does not make the benefit general rather than special, so long as the Assessment District is narrowly drawn and limited to the parcels directly receiving shared special benefits from the service. This concept is particularly applicable in situations involving a landowner-approved assessment-funded extension or improvement of a local government service to benefit lands. This Report therefore concludes that, other than the general benefit to properties outside the Assessment District (discussed above) and to the public at large (discussed below), the general benefit from the fire protection services that is "indirect and derivative" is negligible.

3.) BENEFIT TO THE PUBLIC AT LARGE

Because the Services directly serve and benefit all of the property in the Assessment District, any general benefit conferred on the public at large would be small.

The public at large uses the public highways, and when traveling in and through the Assessment District the public may benefit from the services without contributing to the assessment. Although the protection of this critical infrastructure is certainly a benefit to all the property within CSA 48, this protection is arguably “indirect and derivative” and possibly benefits people rather than property. A fair and appropriate measure of the general benefit to the public at large therefore is the amount of highway and throughway street area within the Assessment District relative to the overall land area. An analysis of maps of the Assessment District shows that approximately 1.0% (rounded up from an as measured 0.10%) of the land area in the Assessment District is covered by highways and throughway streets.

In addition, the public at large use large State Parks within the Assessment District. An analysis of the amount of area within the Assessment District covered by State Parks shows that approximately 24% (rounded up from 23.32%) of the land area in the assessment District is covered by State Parks. This 25.0% therefore is a generous, fair and appropriate measure of the general benefit to the public at large within the Assessment District and cannot be funded by this assessment.

ADJUSTMENT TO ACCOUNT FOR EMERGENCY MEDICAL SERVICES AS GENERAL BENEFIT

For the purposes of this Report, an additional adjustment has been made to the general benefits calculation to account for general benefits that may result from County Fire's emergency medical services (“EMS”) associated with the proposed Services. *(Limitations on the appropriateness of Proposition 218-compliant assessments to fund EMS is still debated - in any case, this assessment does not include funding for EMS).* This assessment is designed to provide funding for fire protection and emergency response services, including fire-related and non-fire-related rescue and associated medical services. However, it is not designed to fund typical, non-fire/non-rescue medical calls (e.g., a cardiac arrest medical call).

County Fire is authorized to provide EMS in addition to its primary responsibility of fire prevention and suppression. In fact, a significant portion of County Fire's emergency service calls are associated with providing EMS. Nonetheless, the largest portion by far of the costs associated (over 97%) with operating County Fire is support for fire suppression services as illustrated in Table 5, below.

Incremental costs associated with non-fire/non-rescue emergency medical service include almost exclusively the operating costs associated with transportation to such calls such as fuel, maintenance and depreciation. For further clarification, these are costs that are only incurred because of EMS, and do not include fixed costs such as personnel who would be on active duty in any case as well (as the associated training), and would therefore be

incurred in any event in satisfying County Fire's primary responsibility of fire protection and suppression.

Evaluation of the transportation associated with non-fire/non-rescue emergency medical calls for several similar fire district in California indicates that typically around 2% of overall operating costs are for such calls. An analysis of County Fire's actual additional costs for non-fire/non-rescue emergency medical calls is shown in Table 5, below, and supports an adjustment of 2.5%. This adjustment has generously been rounded up to 3%.

TABLE 5 – EMERGENCY MEDICAL EXPENSES VERSUS OVERALL BUDGET

Emergency Medical Expenses	Annual Costs
EMS Fuel Cost	\$3,990.00
EMS Apparatus Operations and Maintenance Cost	\$108,618.23
EMS Apparatus Depreciation Cost (From Audit)	\$5,248.21
EMS Supplies and Equipment	\$23,911.31
Annual EMS Training and Certification Costs	\$2,745.55
Total EMS Cost (a)	\$144,513.30
Total Budget from Table 4 (b)	\$5,789,159.00
Percentage of Total Budget on Emergency Medical (a/b)	2.5%

The proposed assessment, as indicated through this Report, will exclusively go to fund special benefits conferred upon the properties within CSA 48 boundaries, while EMS is directly funded from County Fire through non-assessment sources including property taxes. For purposes of this Report, EMS costs over and above those necessary for fire suppression have been treated as general benefits, and it is conceded that these general benefits may exist at the same percentage for the proposed Services as with the existing baseline services. Therefore, it can be concluded that County Fire's services are 3% general as a result of providing EMS services.

SUMMARY OF GENERAL BENEFITS

Using a sum of the measures of general benefit for the public at large and land outside the Assessment Area, we find that approximately 48% of the benefits conferred by the proposed Fire Protection and Emergency Response Assessment may be general in nature and must therefore be funded by sources other than the assessment.

General Benefit Calculation

20.0%	(1. Outside the Assessment District)
+ 0.0%	(2. "Indirect and Derivative" Property within the Assessment District)
<u>+ 25.0%</u>	(3. Public at Large)
= 45.0%	(Subtotal of General Benefit)
<u>+ 3.0%</u>	(Emergency Medical Adjustment)
=48.0%	(Total of General Benefits)

The Assessment District's total budget for 2020-21 is \$5,303,336. Of this total assessment budget amount, the County will contribute at least \$3,767,729 which is more than 71% of the total budget from sources other than this proposed assessment including dedicated property taxes and the existing benefit assessment. This contribution constitutes significantly more than the 48% general benefits estimated by the Assessment Engineer, which must be paid for by non-assessment sources.

ZONES OF BENEFIT

The Assessment District has been narrowly drawn. The assessments will fund improved fire protection services relatively uniformly throughout the Assessment District. Properties of similar type will receive essentially equivalent types of special benefit with reasonable, parcel-by-parcel adjustments for fire hazard zone and proximity to fire stations (as explained later in the Method of Assessment section), and no broad, widespread Zones of Benefit are needed. Instead, each parcel is subject to geographic factors, acting as effective individual mini-zones.

The Assessment Area is extremely rural, and includes a patchwork of areas of high and very high fire risk. Further, travel by roadway throughout the Assessment Area is very limited, and travel times from stations to specific parcels vary greatly. Accordingly, in lieu of traditional Zones of Benefits, the specific benefit of each parcel is individually calculated and adjusted for both fire risk zone and response travel time.

Special Consideration of Paradise Park Masonic Club parcels

However, in order to ensure the most accurate calculation of special benefit, special consideration is made to a unique area of the County Fire's service area called Paradise Park Masonic Club ("PPMC"). PPMC is set on over 175 acres and includes over 391 single family residences. Although it is within the CSA 48 boundary, it is proximate to the City of Santa Cruz and lies along Highway 9 just north of the city.

PPMC has a long history of providing fire protection services within its boundary with its own Fire Brigade. From www.ppmcsc.org:

"The Fire Brigade responds to fire incidents in the Park, and has been classified by our Board of Directors and by our insurance carriers as being "First Responders". History shows that the Brigade has successfully suppressed some fires in the Park before the City Fire Department could arrive on scene. PPMC maintains two fire engines and provides the equipment necessary for the Brigade volunteers to function effectively. The maintaining of our fire trucks is critical within our community as they would be our only source of fire protection in the event that the Park should become isolated by a disaster, or in the event that the City Fire Department can't get to us as the result of their equipment being fully utilized elsewhere during some major emergency. Volunteers for the Brigade hold training sessions every month in order to maintain their skills in using our equipment."

Moreover, since November 5 of 2002, the City of Santa Cruz and County Fire have operated under a Memorandum of Understanding which divides the responsibilities as follows:

"The City will provide "first responder" emergency response service including calls for fire suppression service, emergency medical service and other emergency response services customarily provided by a municipal fire department. The County Fire Department will continue to be responsible for non-emergency services such as fire inspection and code enforcement in the area."

A general analysis of services provided by PPMC's Fire Brigade and by the City of Santa Cruz Fire Department compared with the services and funding for services provided by County Fire indicates the PPMC receives approximately 10% of the benefit of the services provided to other CSA 48 parcels. Therefore, these parcels will be subject to 10% of the assessment. (This analysis also estimated that these parcels receive approximately 60% of their fire protection special benefit from the PPMC Fire Brigade and the balance from the City of Santa Cruz Fire Department)

ASSESSMENT APPORTIONMENT

The Assessment Engineer determined that the appropriate method of assessment should be based on the type of property, the relative risk of fire by type of property, the relative fire hazard zone factor, the relative travel time factor, the relative size of the property, and the relative damage value (replacement cost) of fires by property type. This method is further described below.

METHOD OF ASSESSMENT

The next step in apportioning assessments is to determine the relative special benefit for each property. This process involves determining the relative benefit received by each property in relation to a "benchmark" property, a single family detached dwelling on one parcel (one "Single Family Equivalent Benefit Unit" or "SFE").

This SFE methodology is commonly used to distribute assessments in proportion to estimated special benefits and is generally recognized as providing the basis for a fair and appropriate distribution of assessments. In this Report, all properties are assigned an SFE value, which is each property's relative benefit in relation to the benefit received by a single family home on one parcel.

The relative benefit to properties from fire related services is:

EQUATION 1 – RELATIVE SPECIAL BENEFIT TO PROPERTIES

Special Benefit =

$$\Sigma(\text{Fire Risk Factors}) * \Sigma(\text{Structure Replacement Factors}) * \Sigma(\text{Location/Topography Factors})$$

Simply put, the special benefit conferred to property is the product of the fire risk, the structure replacement costs and the location and topographic factors.

Typically, the development of the rate methodology for fire assessments is based upon fire risk and structure value. However, in this case, due to the particular nature of Santa Cruz County fire hazards and terrain, two additional factors (Fire Hazard Zone and Proximity (Travel Time)) were added in support of a uniquely rigorous and detailed, parcel-by-parcel development of rate and assessment.

For example, by this formula, a hypothetical parcel used for a high fire risk operation (i.e., a fireworks factory), with high value structures, in a high fire hazard zone and very close to a fire station, receives a high amount of special benefit. Conversely, a vacant lot not in a high fire hazard area and a long way from a fire station would receive far less special benefit. It follows that the special benefit, and accordingly, the assessment amount, should be calculated and assigned consistent with this logic.

OVERVIEW OF APPROACH

Each parcel is evaluated and the special benefit is calculated using 4 attribute criteria:

Risk and Replacement Factors

- | | |
|---------------------------------|---------------|
| 1.) Fire Risk | (see Table 6) |
| 2.) Structure Replacement Value | (see Table 7) |

These factors are summarized in Table 8

Location and Topography Adjustments

- | | |
|---|----------------|
| 3.) Location and Topography - Hazard Zone | (see Table 9) |
| 4.) Location and Topography - Proximity (Travel Time) | (see Table 10) |

OVERVIEW OF NORMALIZATION IN ADJUSTMENTS IN MULTI-ATTRIBUTE ANALYSIS

One of the greatest engineering challenges in modeling and calculating special benefit on a specific parcel is the need to balance the effect of various attributes in a multi-attribute analysis. In this case, the special benefit method of apportionment is based upon four different attributes and each must be “weighted” to affect the overall special benefit calculation in a reasonable way, commensurate with their effect on the overall special benefit. The general approach taken is to adjust each attribute value towards a reasonable proportion of 1, such that it is consistent with the base unit of 1 Single Family Equivalent. See the “Area Adjustment Factor” used in Table 7 and the Impact Factor used in Tables 9 and 10.

1.) FIRE RISK FACTORS

This fire risk is based upon the specific parcel type and use, including use of structure (e.g., used for cooking), type of structure (centralized heating), etc.

In 2018, the National Fire Protection Association (“NFPA”), one of the preeminent authorities on fire protection in the United States, published the Structure Fires by Occupancy 2012-2016 Annual Averages Report. This report comprehensively tabulates the number of fires for each classification of property type within the United States from 2012-2016, and serves as a reasonable and rational basis to determine fire risk.

The percent of fires for each property is then divided by the total number of that property type to determine un-normalized fire risk factors. Finally, the risk factors are normalized based upon a factor of 1.00 for a single family property. Table 6 below tabulates the Fire Risk Factors for each property type.

TABLE 6 – NORMALIZED FIRE RISK FACTORS

Property Type	Percentage of Study Units(a)	Percentage of Fires(b)	Risk Factor(b/a)	Normalized Risk Factor
Single Family	68.4%	52.9%	0.7742	1.0000
Multi-Family	13.1%	23.5%	1.7977	2.3220
Commercial/Industrial	3.4%	13.7%	4.0375	5.2150
Office	0.6%	0.7%	1.2019	1.5524
Storage	0.5%	4.7%	10.0987	13.0438
Parking Lot(1)	NA	NA	0.0000	0.3179
Vacant	11.7%	2.9%	0.2461	0.3179
Agriculture	1.7%	1.6%	0.0000	1.2310
Range Land & Open Space	0.8%	0.1%	0.0724	0.0935

Structure Fires by Occupancy 2012-2016 Annual Averages, NFPA, and an analysis of the percentage of properties by property type in the State of California by SCI

(1) This study did not provide sufficient analysis to develop risk factors for parking lots, so the vacant property type is used as a proxy.

The effect of installed fire sprinklers on the special benefit received from the proposed services must be tempered by the fact that many factors including fire type, weather, roofing material, building materials

response time, defensible space, use of working smoke detectors, type of windows, maintenance of sprinkler system, etc. likely more significantly affect fire protection. These factors are incorporated into our analysis. Sprinklers have been required for commercial parcels for many years, and so that element is already incorporated into our risk analysis. However, sprinklers for new and renovated residential structures have become required more recently. Special cases will be considered as part of the standard appeals process described later in this Report.

2.) STRUCTURE REPLACEMENT VALUE FACTORS

The relative value of different property types was evaluated within CSA 48 to determine the Structure Replacement Value Factor according to the following formula:

EQUATION 2 – STRUCTURE REPLACEMENT VALUE FACTORS

Structure Replacement Value =

Normalized: [((Structure Weighting Factor * (Average Improved Value)) +

((Land Weighting Factor * (Average Land Value))] * Area Adjustment Factor

Where:

- "Structure Weighting Factor" = 10 to "weight" relative importance of structure over land.
- "Average Improved Value" is average of value of all structures and improvements.
- "Normalized:[]" process is required to adjust the Structure Replacement Value factor as compared to a Single Family property type. The calculated structure replacement value for a specific property type is divided by the structure replacement value for a single family property type – and then it is multiplied by the area adjustment factor.
- Area Adjustment Factor adjusts for various average parcel size as compared to an average single family residence and only affects multi-family parcels for the service area. Hence, the adjustment factor is 0.644 for multi-family parcels and 1.0 (e.g. no effect) for all other property use types.
- "Land Weighting Factor" = 1
- "Average Land Value" is average of value of all land per property type

Table 7 on the next page is a tabulation of the structure replacement values for each property type as defined by Equation 2, on the previous page.

TABLE 7 – STRUCTURE REPLACEMENT FACTORS

Property Type	Average Improvement Values (a)	Average Land Values (b)	Adjusted, Weighted Normalized Replacement Value Factor	Unit
Single Family	\$280,970	\$301,247.52	1.0000	each
Multi-Family	\$181,015	\$185,912.00	0.4134	res unit
Commercial/Industrial	\$246,992	\$250,715.00	0.8745	acre
Office	\$228,946	\$60,187.00	0.7553	acre
Storage	\$131,656	\$385,005.00	0.5470	acre
Parking Lot	NA	NA	0.7350	acre
Vacant	\$77,418	\$107,367.17	0.7350	each
Agriculture	\$7,427	\$28,536.00	0.0330	acre
Range Land & Open Space	\$3,124	\$1,707.00	0.0106	acre

(a) and (b) values derived from an analysis of the 2019 Santa Cruz County Assessor records.

SUMMARY OF RISK AND REPLACEMENT FACTORS

Per Equation 1, the relative special benefit for each property type (the “SFE” or “Single Family Equivalent” Benefit Units) is determined as the product of the normalized Fire Risk Factors and the normalized Structure Replacement Value Factors. Table 8, below, summarizes the benefit for each property type.

Note that to derive an actual Assessment amount, each of these values needs to be then multiplied by the parcel specific Fire Hazard Zone Risk Factors and Proximity (Travel Time) Risk Factors in Tables 9 and 10, below.

TABLE 8 – BENEFIT SUMMARY PER PROPERTY TYPE

Property Type	Fire Risk Factors	Replacement Cost Factors	SFE Factors	Unit
Single Family	1.0000	1.0000	1.0000	each
Multi-Family	2.3220	0.4134	0.9598	res unit
Commercial/Industrial	5.2150	0.8745	4.5607	acre
Office	1.5524	0.7553	1.1725	acre
Storage	13.0438	0.5470	7.1344	acre
Parking Lot	0.3179	0.7350	0.2336	each
Vacant	0.3179	0.7350	0.2336	each
Agriculture	1.2310	0.0330	0.0407	acre
Range Land & Open Space	0.0935	0.0106	0.0010	acre

RESIDENTIAL PROPERTIES

All improved residential properties with a single residential dwelling unit are assigned one Single Family Equivalent or 1.0 SFE. Residential properties on parcels that are larger than one acre receive additional benefit and are assigned additional SFEs on an

"Agricultural/Rangeland" basis. Detached or attached houses, zero-lot line houses and town homes are included in this category.

Properties with more than one residential unit are designated as multi-family residential properties. These properties benefit from the Services in proportion to the number of dwelling units that occupy each property. The relative benefit for multi-family properties was determined per Equation 1 to be 0.9598 SFEs per residential unit. This rate applies to condominiums as well.

COMMERCIAL/INDUSTRIAL & OFFICE PROPERTIES

Commercial and industrial properties are assigned benefit units per acre, since there is a relationship between parcel size, structure size and relative benefits. The relative benefit for commercial and industrial properties was determined per Equation 1 to be 4.5607 SFEs per acre. The relative benefit for office properties was determined per Equation 1 to be 1.1725 SFEs per acre.

VACANT AND UNDEVELOPED PROPERTIES

The relative benefit for vacant properties and stand-alone parking lots was determined per Equation 1 to be 0.2336 SFEs per parcel.

RANGELAND & OPEN SPACE PROPERTIES

The relative benefit for range land & open space properties was determined per Equation 1 to be 0.0010 SFEs per acre. (This group includes TPZ parcels.)

AGRICULTURAL PROPERTIES

The relative benefit for agricultural properties requires additional analysis, as required by Government Code 50078 *et seq* and the unique aspects of agricultural properties within the boundaries. This analysis considered how agricultural operations may mitigate risk, onsite or proximate water availability, response time, capability of the fire suppression service, and any other factors which reflect the benefit to the land resulting from the fire suppression service provided. Agricultural properties have been analyzed for fire risk and replacement cost per Equation 1. The relative benefit for agricultural properties was determined per Equation 1 to be 0.0407 SFEs per acre.

OTHER PROPERTIES

Properties that do not fit within the major categories described above have been individually reviewed and the special benefit has been individually calculated. These properties are primarily mixed-use properties with the relative special benefit calculated from the relative proportion of each of the underlying property uses.

Article XIID, Section 4 of the California Constitution states that publicly owned properties shall not be exempt from assessment unless there is clear and convincing evidence that those properties receive no special benefit.

All public properties that are specially benefited are assessed. Publicly owned property that is used for purposes similar to private residential, commercial, industrial or institutional uses is benefited and assessed at the same rate as such privately owned property.

Miscellaneous, small and other parcels such as roads, and right-of-way parcels typically do not have significant risk of fire damage. Moreover, for common area parcels, the fire benefits are assigned to the other improved parcels in the project that share common ownership of the common area. These miscellaneous parcels receive minimal benefit from the Services and are assessed an SFE benefit factor of 0.

3.) FIRE HAZARD ZONE RISK FACTORS

CAL FIRE works with local agencies to study various fire risk factors throughout rural California including terrain, vegetation, fuel load, wind, weather, etc. and designates specific geographic areas according to fire risk. Within the Assessment Area, and as defined in the 1994 County of Santa Cruz General Plan, certain areas are designated as Very High, High Critical ("HC"), Mitigatable Critical ("HM") as well as areas that do not fall into any of these zones ("None"). Accordingly, parcels receive higher special benefit from the fire protection and emergency response services if they are higher risk zones.

Refer to Appendix A for a diagram of the Fire Hazard Areas in CSA 48.

Table 9 shows the normalized Fire Hazard Risk Factor for each fire risk zone.

TABLE 9 – FIRE HAZARD ZONE RISK FACTORS

Fire Hazard Zone	Score	Impact Effect	Normalized Fire Hazard Zone Factor
Very High	2	120	1.20
HC	1.2	112	1.12
HM	1	110	1.10
None	0	100	1

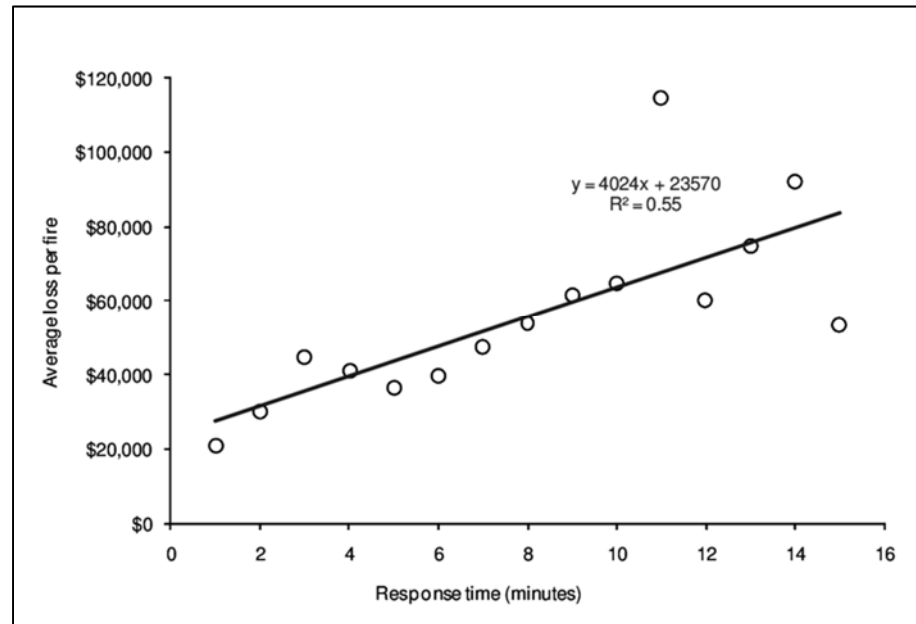
Critical and Mitigatable Fire Hazard areas as defined in County of Santa Cruz General Plan adopted May 24, 1994. Critical Fire Hazard (HC) area is defined as a high wildfire hazard area composed of chaparral vegetative cover in all slope categories. Mitigatable Critical Fire Hazard Areas (HM) are Critical Fire Hazard Areas with mitigation based on the following criteria: (1) extent of the critical fire vegetation; (2) distance to adjacent fire hazard areas; (3) accessibility for firefighting equipment; (4) air moisture content; (5) historic record of wildland fires; (6) slope and terrain.

The Score is relative special benefit conferred for each risk zone. The Impact Factor is the relative weight for this risk factor on the overall special benefit calculation, and is the Score multiplied by 10 and added to the base value of 100.

4.) PROXIMITY (TRAVEL TIME) RISK FACTORS

Timely response is a critical factor in responding to emergency calls to ensure the safety of people and protection of property. Numerous studies have confirmed this well-established understanding and the results of one such study is included with this Report. The graph below shows the linear function relationship ranking between response time and loss in dollars. Accordingly, parcels that are closer to a fire station require a shorter travel time for response, and receive a higher level of special benefit than parcels with a longer travel time.

Travel Time versus Property Loss



Source: Neil Challands "The Relationships Between Fire Service Response Time and Fire Outcomes," Fire Technology, July 2010.

Travel time from the closest of the 10 fire stations to each parcel was calculated and analyzed using Geographical Information Systems.

Refer to Appendix B for a diagram of the Response Areas Travel Time in CSA 48.

Table 10 on the next page shows the relative normalized value of travel time

TABLE 10 – TRAVEL TIME PREMIUM FACTOR

Travel Time	Score (\$)	Impact Effect	Normalized Travel Time Factor
<5	43,690	138	1.15
5 to 10	63,810	126	1.05
11-15	83,930	120	1.00
16-20	104,050	116	0.97
20+	124,170	114	0.95

The Score is relative special benefit conferred for each travel time group using the formula $y=4024x+23750$ in the graph above. The Impact Factor is the relative weight for this risk factor on the overall special benefit calculation, and is the inverse of the Score divided by the typical value for the 10-15 minutes travel time, multiplied by 20 and added to the base value of 100.

ASSESSMENTS CALCULATION

Each parcel's assessment is calculated by multiplying the assessment rate by the SFE benefit factor (Table 8), fire hazard zone factor (Table 9) and travel time premium factor (Table 10):

EXAMPLE CALCULATIONS

Case #1: Single Family Residence in High Very Hazard Zone with a 10 minute Travel Time

Assessment Rate = Annual Base SFE Rate * 1.000 * 1.20 * 1.05 = 1.26 * Annual Base SFE Rate

Case #2: Single Family Residence in Mitigatable Critical Hazard Zone with a 28 minute Travel Time

Assessment Rate = Annual Base SFE Rate * 1.000 * 1.10 * 0.95 = 1.045 * Annual Base SFE Rate

Case #3: Commercial Property on 2 Acres in High Very Risk Zone with a 10 minute Travel Time

Assessment Rate = Annual Base SFE Rate * 7.2971 * 2 acres * 1.20 * 1.05 = 18.3751 * Annual Base SFE Rate

Case #4: Vacant Lot not in a Hazard Zone with a 4 minute Travel Time

Assessment Rate = Annual Base SFE Rate * .2336 * 1.00 * 1.15 = 0.2686 * Annual Base SFE Rate

Annual Base SFE Rate = \$148.72 for 2020-21

APPEALS OF ASSESSMENTS LEVIED TO PROPERTY

Any property owner who feels that the assessment levied on the subject property is in error as a result of incorrect information being used to apply the foregoing method of assessment or for any other reason, may file a written appeal with the CSA 48 Fire Chief, or his or her designee. Any such appeal is limited to correction of an assessment during the then current fiscal year. Upon the filing of any such appeal, the Chief, or his or her designee, will promptly review the appeal and any information provided by the property owner. If the Chief, or his or her designee, finds that the assessment should be modified, the appropriate changes shall be made to the assessment roll. If any such changes are approved after the assessment roll has been filed with the County for collection, the Chief, or his or her designee, is authorized to refund to the property owner the amount of any approved reduction. Any dispute over the

decision of the Chief, or his or her designee, shall be referred to the County of Santa Cruz Board of Supervisors; the decision of the Board shall be final.

ADDITIONAL BACKGROUND ON RELATIVE BENEFIT

When property owners decide how to cast their ballot for a proposed assessment, each property owner should weigh the perceived value of the Services proposed to them and their property against the proposed cost of the assessment to their property. If property owners of a certain type of property are either opposed or in support of the assessment in much greater percentages than owners of other property types, this is an indication that, as a group, these property owners perceive that the proposed assessment has relatively higher or lower “utility” or value to their property relative to owners of other property types. One can also infer from these hypothetical ballot results, that the apportionment of benefit (and assessments) was too high or too low for that property type. In other words, property owners, by their balloting, ultimately indicate if they perceive the special benefits to their property to exceed the cost of the assessment, and, as a group, whether the determined level of benefit and proposed assessment (the benefit apportionment made by the Assessment Engineer) is consistent with the level of benefits perceived by the owners of their type of property relative to the owners of other types of property.

CRITERIA AND POLICIES

This sub-section describes the criteria that shall govern the expenditure of assessment funds and ensures equal levels of benefit for properties of similar type. The criteria established in this Report cannot be substantially modified; however, the Board may adopt additional criteria to further clarify certain criteria or policies established in this Report, or to establish additional criteria or policies that do not conflict with this Report.

DURATION OF ASSESSMENT

It is proposed that the Assessment be levied for fiscal year 2020-21 and continued every year thereafter, so long as the risk of fire on property in the Assessment District remains in existence and County Fire requires funding from the Assessment for improved fire protection and suppression services. As noted previously, if the Assessment and the duration of the Assessment are approved by property owners in an assessment ballot proceeding, the Assessment can be imposed and continued annually after the Board approves an annually updated budget and rate for the Assessment. In addition, the Board must hold an annual public hearing to continue the Assessment.

ASSESSMENT FUNDS MUST BE EXPENDED WITHIN THE CSA 48 AREA

The net available assessment funds, after incidental, administrative, financing and other costs, shall be expended exclusively for Services within the boundaries of the Assessment District, namely, the CSA 48 area.

ASSESSMENT

WHEREAS, the Board of Supervisors of the County of Santa Cruz County Service Area 48 formed the Fire Protection and Emergency Response Services Assessment District and is proceeding with the proposed levy of assessments under California Government Code sections 50078 et seq. (the "Code") and Article XIID of the California Constitution (the "Article");

WHEREAS, the undersigned Engineer of Work has prepared and filed a report presenting an estimate of costs, a diagram for the Assessment District and an allocation of the estimated costs of the Services upon all assessable parcels within the Assessment District;

NOW, THEREFORE, the undersigned hereby recommends the following assessment to cover the estimated cost of said Services, including incidental costs.

The amount to be paid for said Services and the expense incidental thereto, to be paid by the Assessment District for the fiscal year 2020-21 is generally as follows:

TABLE 11– SUMMARY COST ESTIMATE

FISCAL YEAR 2020-21 BUDGET		
Total for Servicing		\$5,303,336
Contribution from County Fire		\$3,767,729
Total Allowance for Collections		\$15,511
Total Fire Suppression & Protection Services Budget		\$1,551,118

An Assessment Diagram is hereto attached and made a part hereof showing the exterior boundaries of said Assessment District. The distinctive number of each parcel or lot of land in said Assessment District is its Assessor Parcel Number appearing on the Assessment Roll.

I do hereby assess and apportion said net amount of the cost and expenses of said Services, including the costs and expenses incident thereto, upon the parcels and lots of land within said Assessment District, in accordance with the special benefits to be received by each parcel or lot, from the Services, and more particularly set forth in the Cost Estimate and Method of Assessment hereto attached and by reference made a part hereof.

The assessment is subject to an annual adjustment tied to the Consumer Price Index-U for San Francisco-Oakland-Hayward as of December of each succeeding year (the "CPI"), with a maximum annual adjustment not to exceed 4%.

Each parcel or lot of land is described in the Assessment Roll by reference to its parcel number as shown on the Assessor's Maps of Santa Cruz County for the fiscal year 2020-21. For a more particular description of said property, reference is hereby made to the deeds and maps on file and of record in the office of the County Recorder of Santa Cruz County.

I hereby place opposite the Assessor Parcel Number for each parcel or lot within the Assessment Roll, the amount of the assessment for the fiscal year 2020-21 for each parcel or lot of land within the said Assessment District.

Dated: October 22, 2019

Engineer of Work

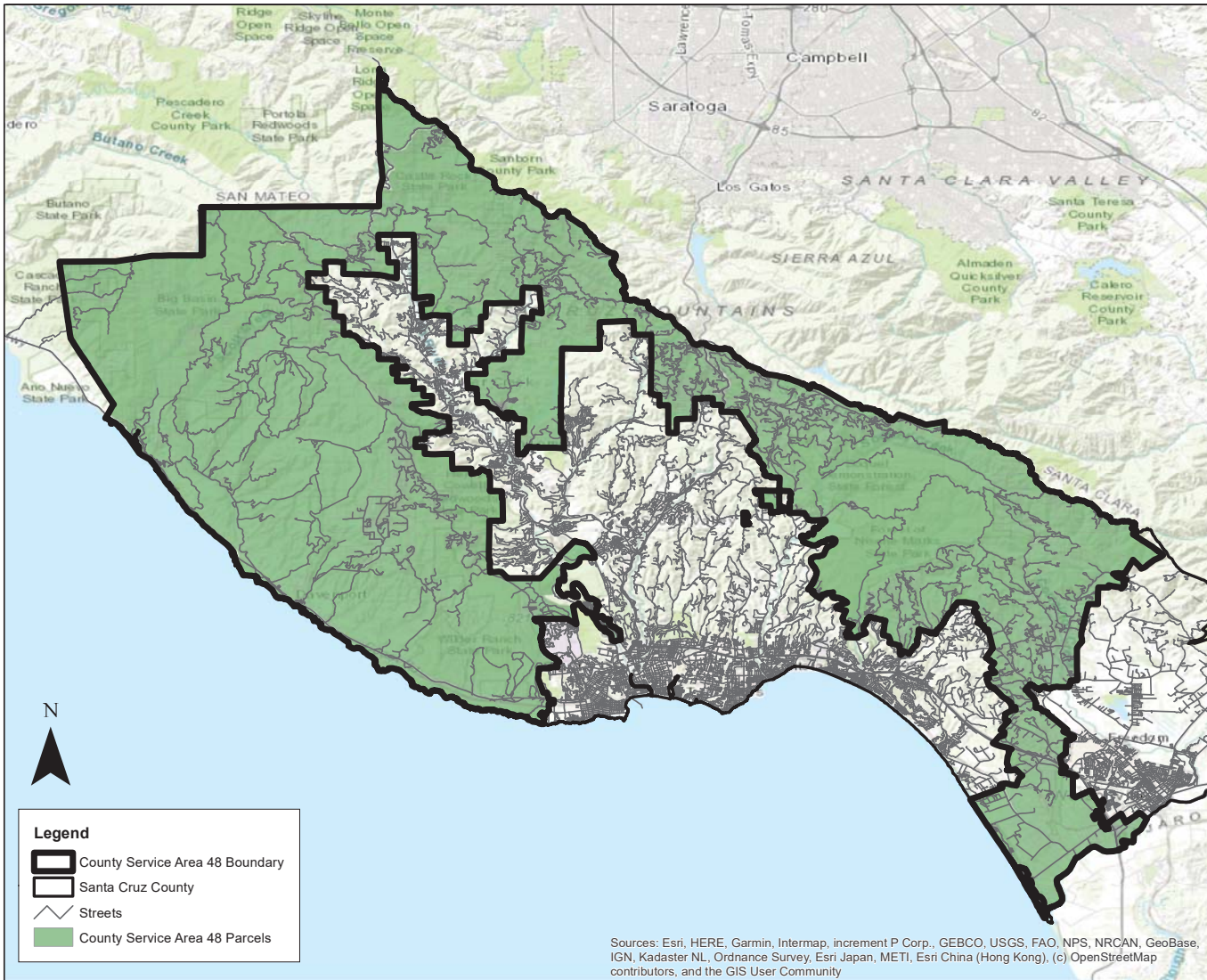


A handwritten signature in blue ink that reads "John W. Bliss".

By _____
John W. Bliss, License No. C052091

ASSESSMENT DIAGRAM

The Assessment District includes all properties within the boundaries of the Fire Protection and Emergency Response Services District. The boundaries of the Assessment District are displayed on the following Assessment Diagram. The lines and dimensions of each lot or parcel within the Assessment District are those lines and dimensions as shown on the maps of the Assessor of Santa Cruz County, and are incorporated herein by reference, and made a part of this Diagram and this Report.



FILED IN THE OFFICE OF THE FIRE CHIEF OF THE COUNTY SERVICE AREA 48, COUNTY OF SANTA CRUZ, CALIFORNIA, THIS _____ DAY OF _____, 2019.

CLERK OF THE BOARD

RECORDED IN THE OFFICE OF THE FIRE CHIEF OF COUNTY SERVICE AREA 48, COUNTY OF SANTA CRUZ, CALIFORNIA THIS _____ DAY OF _____, 2020.

CLERK OF THE BOARD

AN ASSESSMENT WAS CONFIRMED AND LEVIED BY THE BOARD OF THE SUPERVISORS OF COUNTY SERVICE AREA 48, COUNTY OF SANTA CRUZ, ON THE LOTS, PIECES AND PARCELS OF LAND ON THIS ASSESSMENT DIAGRAM ON THE _____ DAY OF _____, 2020 FOR THE FISCAL YEAR 2020-21 AND SAID ASSESSMENT DIAGRAM AND THE ASSESSMENT ROLL FOR SAID FISCAL YEAR WERE FILED IN THE OFFICE OF THE COUNTY AUDITOR OF THE COUNTY OF SANTA CRUZ ON THE _____ DAY OF _____, 2020. REFERENCE IS HEREBY MADE TO SAID RECORDED ASSESSMENT ROLL FOR THE EXACT AMOUNT OF EACH ASSESSMENT LEVIED AGAINST EACH PARCEL OF LAND.

CLERK OF THE BOARD

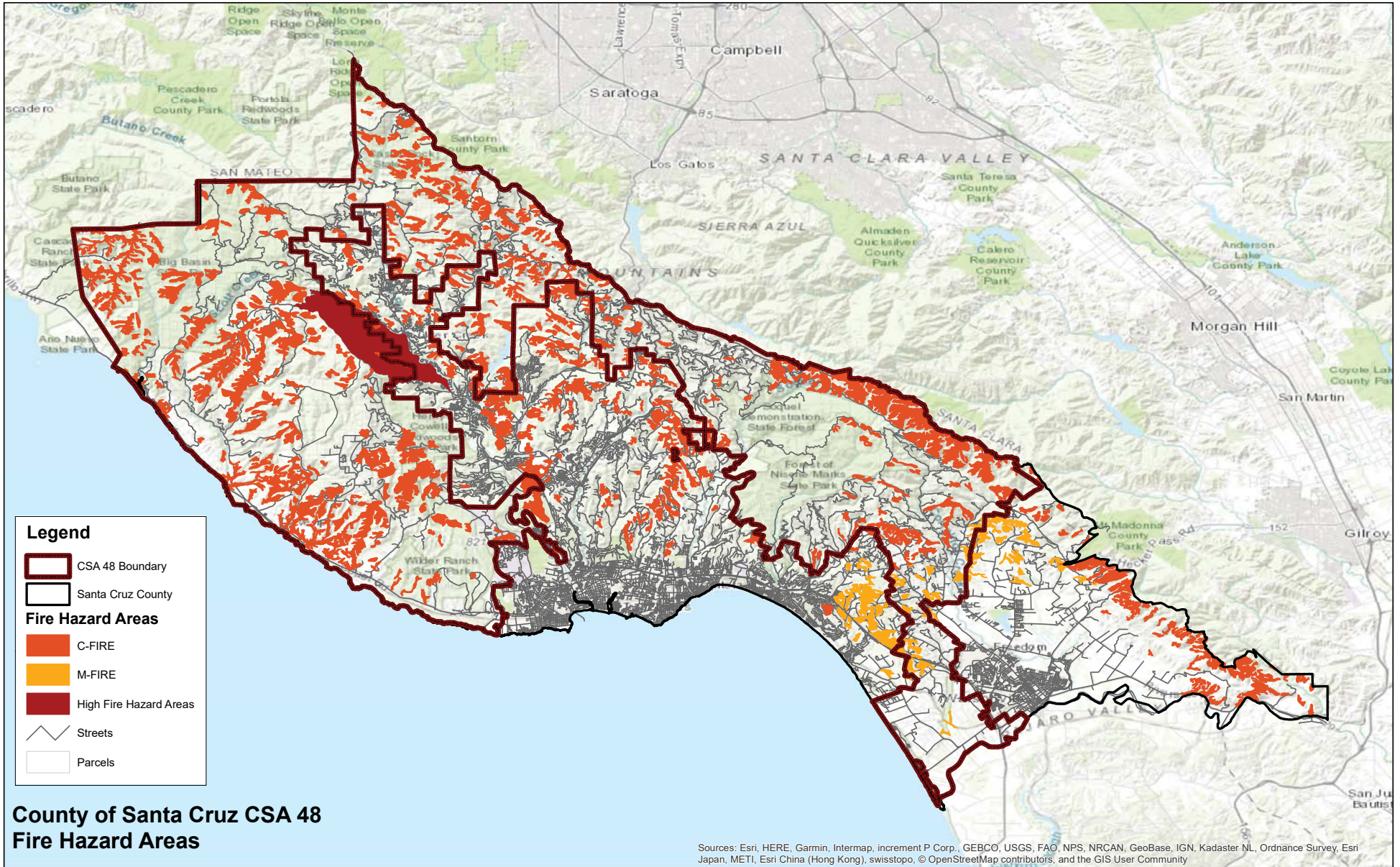
FILED THIS _____ DAY OF _____, 2020 AT THE HOUR OF _____ O'CLOCK ____M. IN THE OFFICE OF THE COUNTY TAX COLLECTOR OF THE COUNTY OF SANTA CRUZ, STATE OF CALIFORNIA, AT THE REQUEST OF THE BOARD OF COUNTY SERVICE AREA 48.

COUNTY TAX COLLECTOR, COUNTY OF SANTA CRUZ

Note: REFERENCE IS HEREBY MADE TO THE MAPS AND DEEDS OF RECORD IN THE OFFICE OF THE ASSESSOR OF THE COUNTY OF SANTA CRUZ FOR A DETAILED DESCRIPTION OF THE LINES AND DIMENSIONS OF ANY PARCEL SHOWN HEREIN. THOSE MAPS SHALL GOVERN FOR ALL DETAILS CONCERNING THE LINES AND DIMENSIONS OF SUCH PARCELS. EACH PARCEL IS IDENTIFIED IN SAID MAPS BY ITS DISTINCTIVE ASSESSOR'S PARCEL NUMBER.

County of Santa Cruz, County Service Area 48 Fire Protection and Emergency Services Assessment Diagram

APPENDIX A – FIRE HAZARD AREAS DIAGRAM



Legend

- CSA 48 Boundary
- Santa Cruz County

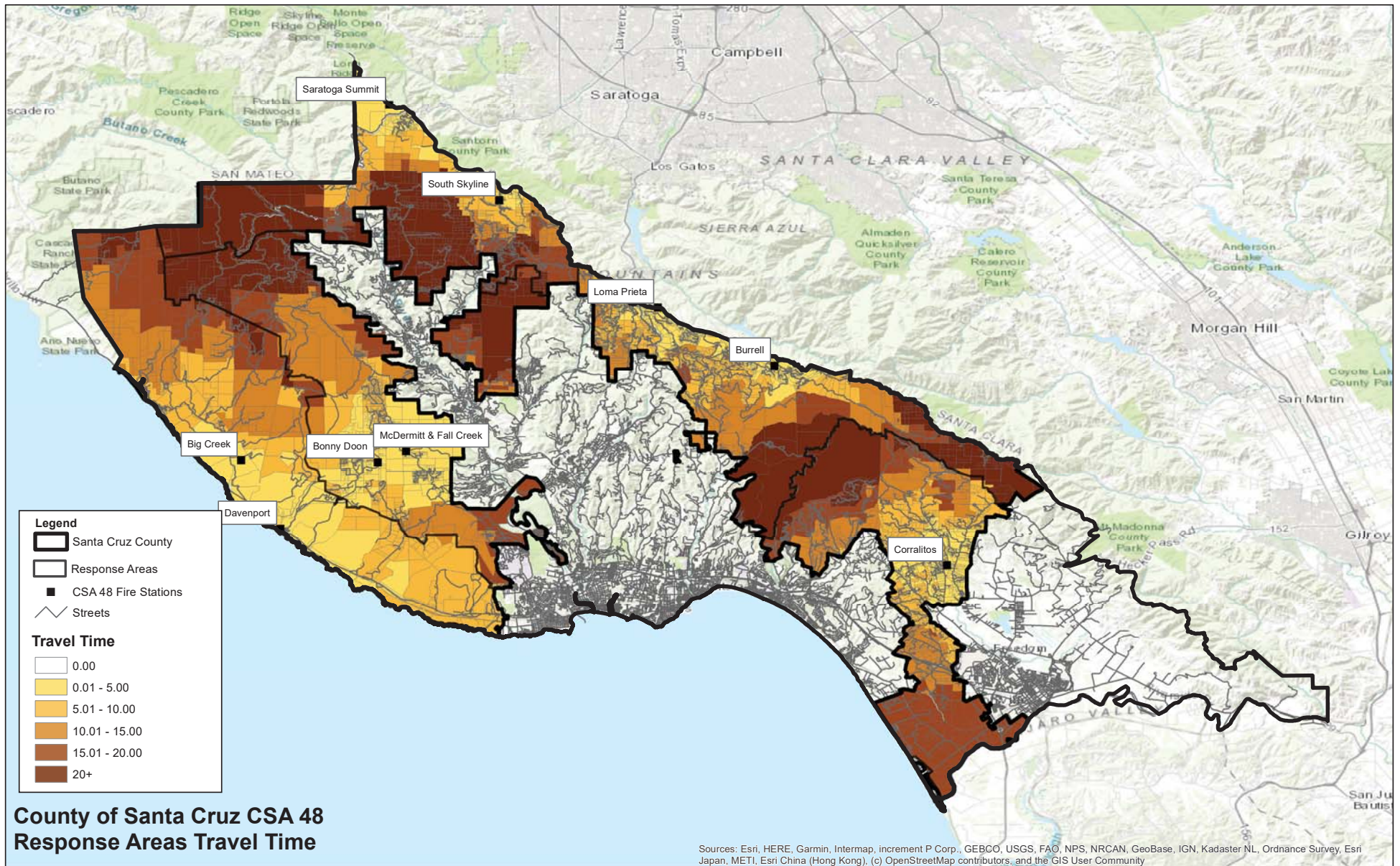
Fire Hazard Areas

- C-FIRE
- M-FIRE
- High Fire Hazard Areas
- Streets
- Parcels

**County of Santa Cruz CSA 48
Fire Hazard Areas**

Sources: Esri, HERE, Garmin, Intermap, increment P Corp., GEBCO, USGS, FAO, NPS, NRCAN, GeoBase, IGN, Kadaster NL, Ordnance Survey, Esri Japan, METI, Esri China (Hong Kong), swisstopo, © OpenStreetMap contributors, and the GIS User Community

APPENDIX B – RESPONSE AREAS TRAVEL TIME DIAGRAM



APPENDIX C – ASSESSMENT ROLL, FISCAL YEAR 2020-21

The Assessment Roll is made part of this report and is available for public inspection during normal office hours. Each lot or parcel listed on the Assessment Roll is shown and illustrated on the latest County Assessor records and these records are, by reference, made part of this Report. These records shall govern for all details concerning the description of the lots of parcels.

**CSA 48 Proposed Benefit
Assessment Rates for FY 2020-21**

Appendix C

Parcel	Assessment	Effective SFE
040-091-07	\$144.26	0.9700
040-091-11	\$0.00	0.0000
040-091-14	\$141.28	0.9500
040-091-15	\$11.30	0.0760
040-091-21	\$33.70	0.2266
040-091-22	\$311.32	2.0933
040-091-23	\$158.54	1.0660
040-091-26	\$0.73	0.0049
040-091-27	\$0.28	0.0019
040-091-35	\$33.70	0.2266
040-091-37	\$0.58	0.0039
040-091-38	\$0.58	0.0039
040-091-45	\$150.13	1.0095
040-091-47	\$173.62	1.1674
040-091-49	\$150.13	1.0095
040-091-50	\$156.01	1.0490
040-091-52	\$179.49	1.2069
040-091-53	\$317.87	2.1374
040-091-54	\$161.87	1.0884
040-091-55	\$173.62	1.1674
040-111-01	\$1.29	0.0087
040-111-02	\$2.31	0.0155
040-111-16	\$6.35	0.0427
040-111-17	\$0.28	0.0019
040-281-04	\$472.63	3.1780
040-461-01	\$10.10	0.0679
040-461-07	\$0.00	0.0000
041-121-03	\$688.57	4.6300
041-121-15	\$180.13	1.2112
041-121-18	\$154.77	1.0407
041-121-19	\$34.74	0.2336
041-121-20	\$180.13	1.2112
041-121-21	\$38.91	0.2616
041-121-22	\$38.91	0.2616
041-121-23	\$154.77	1.0407
041-121-24	\$180.13	1.2112
041-121-29	\$34.74	0.2336
041-121-30	\$173.35	1.1656
041-121-31	\$186.91	1.2568
041-121-32	\$173.35	1.1656
041-121-33	\$173.35	1.1656
041-121-34	\$173.35	1.1656
041-121-35	\$339.91	2.2856
041-121-37	\$191.09	1.2849
041-121-38	\$180.13	1.2112
041-121-39	\$38.91	0.2616
041-121-40	\$173.35	1.1656
041-121-41	\$346.70	2.3312
041-121-42	\$180.13	1.2112
041-121-43	\$180.13	1.2112

**CSA 48 Proposed Benefit
Assessment Rates for FY 2020-21**

ADDITIONAL MATERIALS #12.a

Appendix C

Parcel	Assessment	Effective SFE
041-121-46	\$38.91	0.2616
041-121-48	\$193.68	1.3023
041-121-49	\$207.24	1.3935
041-121-50	\$154.77	1.0407
041-121-51	\$173.35	1.1656
041-121-52	\$34.74	0.2336
041-121-53	\$215.30	1.4477
041-121-54	\$148.72	1.0000
041-121-55	\$0.00	0.0000
041-121-56	\$148.72	1.0000
041-121-63	\$281.81	1.8949
041-121-69	\$263.73	1.7733
041-121-70	\$1.34	0.0090
041-121-71	\$214.02	1.4391
041-121-74	\$227.59	1.5303
041-121-75	\$302.15	2.0317
041-121-76	\$247.92	1.6670
041-121-77	\$38.91	0.2616
041-121-78	\$275.03	1.8493
041-121-79	\$234.35	1.5758
041-132-48	\$36.48	0.2453
041-132-58	\$36.48	0.2453
046-041-03	\$16.85	0.1133
046-051-05	\$196.89	1.3239
046-051-06	\$190.23	1.2791
046-051-08	\$256.81	1.7268
046-051-09	\$1.80	0.0121
046-051-10	\$163.59	1.1000
046-051-11	\$38.22	0.2570
046-051-14	\$34.74	0.2336
046-051-15	\$154.77	1.0407
046-051-16	\$34.74	0.2336
046-051-19	\$196.89	1.3239
046-051-21	\$0.16	0.0011
046-051-24	\$0.49	0.0033
046-051-26	\$303.49	2.0407
046-051-27	\$34.74	0.2336
046-051-37	\$340.49	2.2895
046-051-40	\$176.90	1.1895
046-051-42	\$176.90	1.1895
046-051-43	\$176.90	1.1895
046-051-46	\$403.28	2.7117
046-051-47	\$170.25	1.1448
046-051-48	\$38.22	0.2570
046-051-49	\$38.22	0.2570
046-051-50	\$0.00	0.0000
046-051-51	\$0.15	0.0010
046-121-01	\$151.69	1.0200
046-121-02	\$150.95	1.0150
046-121-03	\$159.58	1.0730

**CSA 48 Proposed Benefit
Assessment Rates for FY 2020-21**

Parcel	Assessment	Effective SFE
046-121-05	\$528.42	3.5531
046-131-01	\$364.02	2.4477
046-131-02	\$34.74	0.2336
046-131-03	\$178.98	1.2035
046-131-04	\$160.83	1.0814
046-131-05	\$163.59	1.1000
046-131-07	\$38.22	0.2570
046-131-08	\$148.72	1.0000
046-131-10	\$148.72	1.0000
046-131-12	\$34.74	0.2336
046-131-13	\$154.77	1.0407
046-131-14	\$148.72	1.0000
046-131-15	\$154.77	1.0407
046-131-16	\$154.77	1.0407
046-131-18	\$160.83	1.0814
046-131-20	\$154.77	1.0407
046-131-21	\$34.74	0.2336
046-131-22	\$160.83	1.0814
046-131-23	\$148.72	1.0000
046-131-24	\$0.00	0.0000
046-131-25	\$163.59	1.1000
046-131-27	\$0.00	0.0000
046-131-28	\$38.22	0.2570
046-131-30	\$38.22	0.2570
046-131-31	\$196.89	1.3239
046-131-32	\$148.72	1.0000
046-131-34	\$148.72	1.0000
046-141-05	\$353.82	2.3791
046-141-13	\$148.72	1.0000
046-141-15	\$154.77	1.0407
046-141-19	\$148.72	1.0000
046-141-21	\$0.00	0.0000
046-141-22	\$170.25	1.1448
046-141-25	\$34.74	0.2336
046-141-26	\$0.00	0.0000
046-141-29	\$170.25	1.1448
046-141-30	\$0.33	0.0022
046-141-31	\$176.90	1.1895
046-141-33	\$163.59	1.1000
046-141-34	\$0.16	0.0011
046-141-41	\$160.83	1.0814
046-141-42	\$160.83	1.0814
046-141-49	\$176.90	1.1895
046-141-50	\$154.77	1.0407
046-141-51	\$309.55	2.0814
046-141-52	\$166.88	1.1221
046-141-53	\$38.22	0.2570
046-141-54	\$160.83	1.0814
046-141-55	\$0.00	0.0000
046-141-56	\$170.25	1.1448

**CSA 48 Proposed Benefit
Assessment Rates for FY 2020-21**

ADDITIONAL MATERIALS #12.a

Appendix C

Parcel	Assessment	Effective SFE
046-141-57	\$154.77	1.0407
046-142-02	\$303.49	2.0407
046-142-04	\$148.72	1.0000
046-142-05	\$34.74	0.2336
046-151-06	\$505.75	3.4007
046-151-16	\$0.00	0.0000
046-151-19	\$149.31	1.0040
046-151-20	\$0.00	0.0000
046-151-23	\$450.38	3.0284
046-151-24	\$328.79	2.2108
046-151-25	\$2.17	0.0146
046-151-26	\$0.58	0.0039
046-151-27	\$18.90	0.1271
046-151-28	\$82.20	0.5527
046-151-29	\$123.30	0.8291
046-151-30	\$105.68	0.7106
046-151-31	\$273.42	1.8385
046-151-32	\$145.27	0.9768
046-151-34	\$144.26	0.9700
046-151-35	\$0.00	0.0000
046-151-36	\$775.01	5.2112
046-151-37	\$546.03	3.6715
046-161-01	\$0.15	0.0010
046-161-02	\$144.26	0.9700
046-161-05	\$144.26	0.9700
046-161-06	\$144.26	0.9700
046-161-07	\$144.26	0.9700
046-161-08	\$144.26	0.9700
046-161-09	\$144.26	0.9700
046-161-10	\$144.26	0.9700
046-161-11	\$0.15	0.0010
046-171-03	\$141.28	0.9500
046-171-08	\$141.28	0.9500
046-171-11	\$0.00	0.0000
046-171-13	\$0.00	0.0000
046-171-14	\$144.26	0.9700
046-171-16	\$141.28	0.9500
046-171-17	\$271.21	1.8236
046-171-18	\$141.28	0.9500
046-171-19	\$144.26	0.9700
046-171-20	\$0.00	0.0000
046-171-21	\$33.00	0.2219
046-171-22	\$33.00	0.2219
046-172-01	\$144.26	0.9700
046-172-05	\$141.28	0.9500
046-172-11	\$144.26	0.9700
046-172-12	\$144.26	0.9700
046-172-13	\$141.28	0.9500
046-172-14	\$141.28	0.9500
046-172-15	\$144.26	0.9700

**CSA 48 Proposed Benefit
Assessment Rates for FY 2020-21**

ADDITIONAL MATERIALS #12.a

Appendix C

Parcel	Assessment	Effective SFE
046-172-16	\$144.26	0.9700
046-172-17	\$141.28	0.9500
046-172-18	\$141.28	0.9500
046-172-19	\$141.28	0.9500
046-172-20	\$144.26	0.9700
046-172-21	\$276.92	1.8620
046-173-01	\$144.26	0.9700
046-173-02	\$144.26	0.9700
046-173-03	\$144.26	0.9700
046-173-04	\$144.26	0.9700
046-173-05	\$144.26	0.9700
046-173-06	\$144.26	0.9700
046-173-07	\$144.26	0.9700
046-173-17	\$144.26	0.9700
046-173-21	\$144.26	0.9700
046-173-22	\$33.70	0.2266
046-173-23	\$144.26	0.9700
046-173-24	\$144.26	0.9700
046-173-25	\$144.26	0.9700
046-181-01	\$141.28	0.9500
046-181-07	\$141.28	0.9500
046-181-08	\$141.28	0.9500
046-181-09	\$271.21	1.8236
046-181-12	\$141.28	0.9500
046-181-13	\$141.28	0.9500
046-181-14	\$141.28	0.9500
046-181-15	\$141.28	0.9500
046-181-16	\$33.00	0.2219
046-181-17	\$141.28	0.9500
046-182-03	\$0.00	0.0000
046-182-04	\$0.00	0.0000
046-182-05	\$141.28	0.9500
046-182-07	\$0.00	0.0000
046-182-08	\$0.00	0.0000
046-182-11	\$141.28	0.9500
046-182-13	\$141.28	0.9500
046-183-03	\$0.00	0.0000
046-183-07	\$0.15	0.0010
046-183-13	\$141.28	0.9500
046-183-14	\$144.26	0.9700
046-183-15	\$144.26	0.9700
046-183-16	\$141.28	0.9500
046-183-17	\$141.28	0.9500
046-183-18	\$141.28	0.9500
046-183-20	\$141.28	0.9500
046-183-21	\$141.28	0.9500
046-183-22	\$141.28	0.9500
046-183-23	\$141.28	0.9500
046-183-24	\$0.00	0.0000
046-183-25	\$141.28	0.9500

**CSA 48 Proposed Benefit
Assessment Rates for FY 2020-21**

Parcel	Assessment	Effective SFE
046-183-26	\$141.28	0.9500
046-183-27	\$141.28	0.9500
046-183-28	\$144.26	0.9700
046-191-03	\$0.43	0.0029
046-191-08	\$0.28	0.0019
046-191-09	\$0.15	0.0010
046-191-16	\$0.15	0.0010
046-191-17	\$0.15	0.0010
046-191-18	\$0.15	0.0010
046-191-20	\$0.15	0.0010
046-191-22	\$0.15	0.0010
046-191-23	\$0.15	0.0010
046-191-30	\$657.92	4.4239
046-191-31	\$0.15	0.0010
046-191-32	\$0.15	0.0010
046-191-33	\$0.15	0.0010
046-191-35	\$0.15	0.0010
046-191-36	\$0.15	0.0010
046-192-06	\$150.13	1.0095
046-192-07	\$144.26	0.9700
046-192-08	\$147.04	0.9887
046-201-05	\$146.79	0.9870
046-201-07	\$590.48	3.9704
046-201-09	\$129.16	0.8685
046-201-15	\$408.47	2.7466
046-201-16	\$11.75	0.0790
046-201-17	\$811.89	5.4592
046-201-18	\$375.77	2.5267
046-201-19	\$490.84	3.3004
046-201-20	\$111.55	0.7501
046-201-21	\$150.13	1.0095
046-201-22	\$657.92	4.4239
046-201-25	\$420.21	2.8255
046-201-26	\$493.19	3.3162
046-201-27	\$0.00	0.0000
046-201-28	\$1,244.71	8.3695
046-371-01	\$16,828.17	113.1534
046-371-02	\$181.48	1.2203
049-031-13	\$0.00	0.0000
049-031-15	\$207.00	1.3919
049-031-16	\$175.22	1.1782
049-041-44	\$346.55	2.3302
049-041-60	\$213.73	1.4371
049-041-61	\$220.72	1.4841
049-041-62	\$392.49	2.6391
049-041-63	\$213.73	1.4371
049-041-64	\$269.64	1.8131
049-042-05	\$40.12	0.2698
049-042-07	\$207.00	1.3919
049-042-08	\$194.29	1.3064

**CSA 48 Proposed Benefit
Assessment Rates for FY 2020-21**

Parcel	Assessment	Effective SFE
049-042-09	\$194.29	1.3064
049-051-01	\$156.16	1.0500
049-051-02	\$156.16	1.0500
049-051-03	\$156.16	1.0500
049-051-04	\$156.16	1.0500
049-051-05	\$171.03	1.1500
049-051-06	\$342.06	2.3000
049-051-08	\$0.18	0.0012
049-051-09	\$0.34	0.0023
049-051-13	\$194.29	1.3064
049-051-16	\$0.00	0.0000
049-051-17	\$175.22	1.1782
049-051-18	\$156.16	1.0500
049-051-19	\$156.16	1.0500
049-051-20	\$0.34	0.0023
049-051-21	\$168.87	1.1355
049-051-22	\$191.91	1.2904
049-051-23	\$181.57	1.2209
049-051-27	\$187.94	1.2637
049-051-28	\$213.35	1.4346
049-051-30	\$194.29	1.3064
049-051-31	\$187.94	1.2637
049-051-32	\$187.94	1.2637
049-051-34	\$171.03	1.1500
049-062-01	\$178.76	1.2020
049-062-08	\$175.22	1.1782
049-062-09	\$0.00	0.0000
049-062-13	\$162.51	1.0927
049-062-19	\$168.87	1.1355
049-062-21	\$0.00	0.0000
049-062-24	\$220.72	1.4841
049-062-26	\$185.75	1.2490
049-062-27	\$213.73	1.4371
049-062-30	\$181.57	1.2209
049-062-32	\$206.72	1.3900
049-062-36	\$192.74	1.2960
049-062-37	\$269.64	1.8131
049-062-38	\$187.94	1.2637
049-062-39	\$187.94	1.2637
049-063-01	\$213.35	1.4346
049-063-02	\$158.34	1.0647
049-063-03	\$194.29	1.3064
049-063-04	\$162.51	1.0927
049-063-05	\$185.75	1.2490
049-063-06	\$185.75	1.2490
049-063-07	\$40.12	0.2698
049-063-08	\$168.87	1.1355
049-063-09	\$187.94	1.2637
049-063-10	\$168.87	1.1355
049-063-11	\$168.87	1.1355

**CSA 48 Proposed Benefit
Assessment Rates for FY 2020-21**

Parcel	Assessment	Effective SFE
049-063-12	\$175.22	1.1782
049-063-13	\$206.72	1.3900
049-063-14	\$187.94	1.2637
049-063-15	\$200.64	1.3491
049-063-16	\$36.48	0.2453
049-063-17	\$36.48	0.2453
049-063-18	\$187.94	1.2637
049-091-15	\$187.94	1.2637
049-091-16	\$241.68	1.6251
049-091-19	\$160.83	1.0814
049-091-20	\$168.87	1.1355
049-091-21	\$160.83	1.0814
049-091-24	\$213.35	1.4346
049-091-27	\$219.72	1.4774
049-091-28	\$219.72	1.4774
049-101-11	\$0.00	0.0000
049-101-38	\$154.77	1.0407
049-101-39	\$0.00	0.0000
049-101-41	\$160.83	1.0814
049-101-43	\$0.00	0.0000
049-101-60	\$160.83	1.0814
049-101-61	\$160.83	1.0814
049-101-64	\$160.83	1.0814
049-101-65	\$160.83	1.0814
049-101-66	\$160.83	1.0814
049-101-69	\$154.77	1.0407
049-101-70	\$166.88	1.1221
049-101-71	\$233.46	1.5698
049-101-73	\$197.14	1.3256
049-101-74	\$178.98	1.2035
049-101-75	\$160.83	1.0814
049-101-76	\$154.77	1.0407
049-101-81	\$172.93	1.1628
049-101-82	\$185.04	1.2442
049-101-86	\$191.09	1.2849
049-101-87	\$185.04	1.2442
049-101-88	\$178.98	1.2035
049-101-89	\$166.88	1.1221
049-101-90	\$160.83	1.0814
049-111-22	\$178.98	1.2035
049-111-26	\$166.88	1.1221
049-111-28	\$172.93	1.1628
049-111-29	\$209.25	1.4070
049-111-30	\$34.74	0.2336
049-111-31	\$172.93	1.1628
049-111-32	\$172.93	1.1628
049-111-36	\$172.93	1.1628
049-111-37	\$178.98	1.2035
049-111-46	\$172.93	1.1628
049-121-37	\$0.00	0.0000

**CSA 48 Proposed Benefit
Assessment Rates for FY 2020-21**

ADDITIONAL MATERIALS #12.a

Appendix C

Parcel	Assessment	Effective SFE
049-121-56	\$196.89	1.3239
049-121-57	\$190.23	1.2791
049-121-62	\$178.98	1.2035
049-121-63	\$172.93	1.1628
049-121-64	\$172.93	1.1628
049-121-69	\$203.54	1.3686
049-121-70	\$190.23	1.2791
049-121-80	\$230.17	1.5477
049-121-81	\$230.17	1.5477
049-121-84	\$172.93	1.1628
049-121-85	\$2.29	0.0154
049-131-03	\$223.27	1.5013
049-131-19	\$0.15	0.0010
049-131-20	\$166.88	1.1221
049-131-23	\$236.18	1.5881
049-131-24	\$0.15	0.0010
049-131-32	\$38.22	0.2570
049-131-37	\$197.44	1.3276
049-131-40	\$223.27	1.5013
049-131-43	\$196.89	1.3239
049-131-45	\$38.22	0.2570
049-131-46	\$203.54	1.3686
049-131-47	\$203.54	1.3686
049-131-48	\$255.56	1.7184
049-131-49	\$223.27	1.5013
049-131-50	\$229.73	1.5447
049-131-51	\$173.62	1.1674
049-131-52	\$242.64	1.6315
049-141-12	\$191.09	1.2849
049-141-13	\$154.77	1.0407
049-141-14	\$160.83	1.0814
049-141-15	\$34.74	0.2336
049-141-16	\$148.72	1.0000
049-141-17	\$160.83	1.0814
049-141-31	\$172.93	1.1628
049-141-32	\$178.98	1.2035
049-142-04	\$223.51	1.5029
049-142-11	\$216.86	1.4582
049-142-12	\$166.88	1.1221
049-142-14	\$154.77	1.0407
049-142-15	\$154.77	1.0407
049-142-19	\$178.98	1.2035
049-142-20	\$172.93	1.1628
049-142-21	\$185.04	1.2442
049-142-23	\$191.09	1.2849
049-142-26	\$190.23	1.2791
049-142-29	\$172.93	1.1628
049-142-33	\$154.77	1.0407
049-142-43	\$190.23	1.2791
049-142-44	\$197.14	1.3256

**CSA 48 Proposed Benefit
Assessment Rates for FY 2020-21**

Parcel	Assessment	Effective SFE
049-142-46	\$160.83	1.0814
049-142-47	\$197.14	1.3256
049-142-51	\$38.22	0.2570
049-142-55	\$203.54	1.3686
049-142-56	\$203.54	1.3686
049-142-57	\$210.20	1.4134
049-142-58	\$203.54	1.3686
049-142-62	\$203.54	1.3686
049-142-65	\$216.86	1.4582
049-142-67	\$210.20	1.4134
049-142-69	\$196.89	1.3239
049-142-70	\$34.74	0.2336
049-142-72	\$196.89	1.3239
049-142-74	\$203.54	1.3686
049-142-75	\$185.04	1.2442
049-142-76	\$210.20	1.4134
049-151-08	\$148.72	1.0000
049-151-14	\$148.72	1.0000
049-151-16	\$154.77	1.0407
049-151-17	\$172.93	1.1628
049-151-20	\$34.74	0.2336
049-151-21	\$0.15	0.0010
049-151-22	\$166.88	1.1221
049-151-23	\$0.15	0.0010
049-151-24	\$172.93	1.1628
049-151-25	\$0.00	0.0000
049-151-28	\$0.15	0.0010
049-151-29	\$148.72	1.0000
049-151-30	\$0.00	0.0000
049-151-31	\$148.72	1.0000
049-151-32	\$0.00	0.0000
049-151-33	\$148.72	1.0000
049-151-34	\$0.15	0.0010
049-151-35	\$0.00	0.0000
049-151-37	\$0.00	0.0000
049-151-38	\$0.15	0.0010
049-151-39	\$34.74	0.2336
049-151-40	\$34.74	0.2336
049-151-41	\$34.74	0.2336
049-151-42	\$197.14	1.3256
049-161-01	\$154.77	1.0407
049-161-03	\$203.20	1.3663
049-161-04	\$148.72	1.0000
049-161-11	\$172.93	1.1628
049-161-12	\$160.83	1.0814
049-161-17	\$160.83	1.0814
049-161-18	\$154.77	1.0407
049-161-20	\$148.72	1.0000
049-161-21	\$148.72	1.0000
049-161-22	\$148.72	1.0000

**CSA 48 Proposed Benefit
Assessment Rates for FY 2020-21**

Parcel	Assessment	Effective SFE
049-171-02	\$276.92	1.8620
049-171-03	\$223.96	1.5059
049-171-05	\$303.49	2.0407
049-171-07	\$209.25	1.4070
049-171-12	\$101.69	0.6838
049-171-13	\$378.60	2.5457
049-171-14	\$82.63	0.5556
049-171-15	\$162.51	1.0927
049-171-16	\$36.48	0.2453
049-171-17	\$160.83	1.0814
049-171-18	\$194.29	1.3064
049-171-21	\$245.14	1.6483
049-171-25	\$0.00	0.0000
049-171-26	\$156.16	1.0500
049-171-27	\$156.16	1.0500
049-171-28	\$194.29	1.3064
049-171-32	\$187.94	1.2637
049-171-33	\$181.57	1.2209
049-171-43	\$187.94	1.2637
049-171-44	\$175.22	1.1782
049-171-45	\$31.78	0.2137
049-171-48	\$213.35	1.4346
049-171-49	\$187.94	1.2637
049-171-50	\$187.94	1.2637
049-171-51	\$191.09	1.2849
049-171-52	\$34.74	0.2336
049-171-53	\$178.98	1.2035
049-171-56	\$213.35	1.4346
049-171-57	\$187.94	1.2637
049-171-58	\$187.94	1.2637
049-171-59	\$191.09	1.2849
049-171-61	\$34.74	0.2336
049-171-62	\$178.98	1.2035
049-171-64	\$178.98	1.2035
049-171-65	\$178.98	1.2035
049-242-07	\$34.74	0.2336
049-242-08	\$34.74	0.2336
049-242-09	\$34.74	0.2336
049-242-15	\$34.74	0.2336
049-242-24	\$34.74	0.2336
049-242-29	\$221.35	1.4884
049-242-36	\$154.77	1.0407
049-242-37	\$154.77	1.0407
049-242-38	\$148.72	1.0000
049-242-39	\$148.72	1.0000
049-242-40	\$34.74	0.2336
049-242-47	\$34.74	0.2336
049-242-48	\$34.74	0.2336
049-242-49	\$34.74	0.2336
049-242-50	\$34.74	0.2336

**CSA 48 Proposed Benefit
Assessment Rates for FY 2020-21**

Parcel	Assessment	Effective SFE
049-242-51	\$172.93	1.1628
049-242-52	\$154.77	1.0407
049-271-06	\$34.74	0.2336
049-271-14	\$34.74	0.2336
049-271-23	\$0.15	0.0010
049-271-26	\$34.74	0.2336
049-271-28	\$154.77	1.0407
049-271-29	\$148.72	1.0000
049-271-30	\$154.77	1.0407
049-271-33	\$0.00	0.0000
049-271-34	\$0.00	0.0000
049-271-36	\$0.15	0.0010
049-271-37	\$0.00	0.0000
049-271-38	\$160.83	1.0814
049-271-40	\$148.72	1.0000
049-271-41	\$34.74	0.2336
049-271-42	\$34.74	0.2336
049-271-45	\$0.00	0.0000
049-271-47	\$34.74	0.2336
049-271-49	\$34.74	0.2336
049-271-50	\$0.00	0.0000
049-271-51	\$0.00	0.0000
049-271-52	\$0.00	0.0000
049-271-53	\$34.74	0.2336
049-271-54	\$309.55	2.0814
049-351-01	\$162.51	1.0927
049-351-03	\$156.16	1.0500
049-351-04	\$156.16	1.0500
049-351-07	\$162.51	1.0927
049-351-08	\$36.48	0.2453
049-351-09	\$162.51	1.0927
049-351-14	\$156.16	1.0500
049-351-15	\$156.16	1.0500
049-351-21	\$0.00	0.0000
049-351-22	\$156.16	1.0500
049-351-23	\$156.16	1.0500
049-351-24	\$156.16	1.0500
049-351-25	\$0.00	0.0000
049-351-26	\$156.16	1.0500
049-351-27	\$181.57	1.2209
049-361-02	\$162.51	1.0927
049-361-03	\$156.16	1.0500
049-361-06	\$199.73	1.3430
049-361-07	\$206.72	1.3900
049-371-01	\$171.77	1.1550
049-371-03	\$171.77	1.1550
049-371-04	\$171.77	1.1550
049-371-05	\$171.77	1.1550
049-371-06	\$171.77	1.1550
049-371-08	\$171.77	1.1550

**CSA 48 Proposed Benefit
Assessment Rates for FY 2020-21**

Parcel	Assessment	Effective SFE
049-371-09	\$0.00	0.0000
049-371-10	\$156.16	1.0500
049-371-11	\$0.00	0.0000
049-371-12	\$171.77	1.1550
049-381-01	\$168.87	1.1355
049-381-03	\$162.51	1.0927
049-381-04	\$162.51	1.0927
049-381-05	\$162.51	1.0927
049-381-06	\$162.51	1.0927
049-381-07	\$181.57	1.2209
049-381-08	\$187.94	1.2637
049-381-09	\$175.22	1.1782
049-381-10	\$162.51	1.0927
049-381-11	\$162.51	1.0927
049-381-12	\$162.51	1.0927
049-382-01	\$175.22	1.1782
049-382-04	\$162.51	1.0927
049-382-06	\$156.16	1.0500
049-441-01	\$319.15	2.1460
049-441-02	\$150.06	1.0090
049-441-03	\$148.72	1.0000
049-441-04	\$257.67	1.7326
049-441-06	\$185.04	1.2442
049-441-07	\$191.09	1.2849
049-451-02	\$197.10	1.3253
049-451-03	\$150.13	1.0095
049-451-04	\$18.16	0.1221
049-451-05	\$148.72	1.0000
049-451-06	\$172.93	1.1628
049-451-07	\$191.09	1.2849
049-451-08	\$270.55	1.8192
049-451-09	\$244.06	1.6411
049-471-01	\$233.46	1.5698
049-471-02	\$168.87	1.1355
049-471-03	\$36.48	0.2453
049-471-04	\$36.48	0.2453
049-471-05	\$254.22	1.7094
049-471-06	\$34.74	0.2336
049-471-07	\$197.14	1.3256
049-481-02	\$340.49	2.2895
049-481-03	\$178.98	1.2035
049-481-04	\$0.00	0.0000
049-481-05	\$148.72	1.0000
049-481-06	\$148.72	1.0000
049-481-07	\$148.72	1.0000
049-481-08	\$34.74	0.2336
049-481-09	\$148.72	1.0000
049-481-10	\$453.69	3.0506
049-481-11	\$38.22	0.2570
049-491-01	\$34.74	0.2336

**CSA 48 Proposed Benefit
Assessment Rates for FY 2020-21**

ADDITIONAL MATERIALS #12.a

Appendix C

Parcel	Assessment	Effective SFE
049-491-02	\$251.62	1.6919
049-491-03	\$166.88	1.1221
049-491-04	\$166.88	1.1221
049-491-05	\$178.98	1.2035
049-491-06	\$154.77	1.0407
049-491-07	\$154.77	1.0407
049-491-08	\$154.77	1.0407
049-491-09	\$34.74	0.2336
049-491-10	\$34.74	0.2336
049-491-11	\$269.78	1.8140
049-491-12	\$154.77	1.0407
049-491-13	\$148.72	1.0000
049-491-14	\$148.72	1.0000
049-491-15	\$148.72	1.0000
049-491-16	\$148.72	1.0000
049-491-17	\$0.00	0.0000
049-491-18	\$148.72	1.0000
049-501-01	\$197.14	1.3256
049-501-02	\$0.15	0.0010
049-501-03	\$154.77	1.0407
049-501-04	\$166.88	1.1221
049-501-05	\$154.77	1.0407
049-501-06	\$166.88	1.1221
049-521-01	\$289.62	1.9474
049-521-02	\$156.16	1.0500
052-011-05	\$0.00	0.0000
052-011-09	\$227.41	1.5291
052-011-10	\$0.00	0.0000
052-011-11	\$306.10	2.0582
052-011-17	\$0.00	0.0000
052-011-29	\$0.30	0.0020
052-011-30	\$396.89	2.6687
052-011-40	\$185.04	1.2442
052-011-41	\$191.09	1.2849
052-011-46	\$0.00	0.0000
052-011-53	\$233.46	1.5698
052-011-57	\$2.38	0.0160
052-011-61	\$34.74	0.2336
052-011-66	\$0.59	0.0040
052-011-67	\$303.42	2.0402
052-011-68	\$0.00	0.0000
052-011-69	\$66.58	0.4477
052-011-71	\$34.74	0.2336
052-011-72	\$199.75	1.3431
052-011-77	\$34.74	0.2336
052-021-15	\$127.11	0.8547
052-021-21	\$185.04	1.2442
052-021-26	\$6.35	0.0427
052-021-27	\$3.61	0.0243
052-021-30	\$399.49	2.6862

**CSA 48 Proposed Benefit
Assessment Rates for FY 2020-21**

ADDITIONAL MATERIALS #12.a

Appendix C

Parcel	Assessment	Effective SFE
052-021-31	\$504.93	3.3952
052-021-32	\$5.06	0.0340
052-021-33	\$9.95	0.0669
052-061-04	\$0.73	0.0049
052-061-14	\$0.15	0.0010
052-061-15	\$0.15	0.0010
052-061-18	\$156.01	1.0490
052-061-19	\$1,973.75	13.2716
052-061-20	\$11.75	0.0790
052-061-21	\$156.01	1.0490
052-061-23	\$3.47	0.0233
052-071-01	\$0.58	0.0039
052-071-02	\$0.15	0.0010
052-071-03	\$0.15	0.0010
052-071-04	\$0.15	0.0010
052-071-05	\$10.16	0.0683
052-071-15	\$0.28	0.0019
052-071-16	\$5.71	0.0384
052-071-17	\$0.00	0.0000
052-081-14	\$33.70	0.2266
052-081-24	\$150.13	1.0095
052-081-25	\$33.70	0.2266
052-081-26	\$150.13	1.0095
052-081-27	\$33.70	0.2266
052-081-28	\$33.70	0.2266
052-081-29	\$33.70	0.2266
052-081-34	\$607.09	4.0821
052-081-35	\$1,201.27	8.0774
052-081-36	\$367.37	2.4702
052-081-37	\$998.12	6.7114
052-081-38	\$261.69	1.7596
052-081-39	\$3,289.60	22.1194
052-082-01	\$0.73	0.0049
052-082-02	\$197.10	1.3253
052-091-41	\$10.96	0.0737
052-091-42	\$4.48	0.0301
052-091-43	\$1.16	0.0078
052-121-02	\$1.29	0.0087
052-131-02	\$1.16	0.0078
052-171-05	\$0.28	0.0019
052-171-13	\$240.72	1.6186
052-171-20	\$428.61	2.8820
052-171-21	\$652.54	4.3877
052-181-15	\$790.10	5.3127
052-181-17	\$6.93	0.0466
052-181-18	\$302.94	2.0370
052-181-19	\$0.00	0.0000
052-181-20	\$187.88	1.2633
052-191-06	\$3,072.12	20.6571
052-191-08	\$158.52	1.0659

**CSA 48 Proposed Benefit
Assessment Rates for FY 2020-21**

Parcel	Assessment	Effective SFE
052-191-20	\$296.92	1.9965
052-191-21	\$58.71	0.3948
052-191-23	\$135.04	0.9080
052-191-24	\$267.56	1.7991
052-191-25	\$11.75	0.0790
052-191-27	\$167.74	1.1279
052-191-46	\$0.00	0.0000
052-191-50	\$35.23	0.2369
052-191-52	\$173.62	1.1674
052-191-53	\$135.04	0.9080
052-191-54	\$111.55	0.7501
052-191-55	\$58.71	0.3948
052-191-56	\$252.47	1.6976
052-191-57	\$129.16	0.8685
052-191-58	\$146.79	0.9870
052-201-01	\$171.61	1.1539
052-201-03	\$438.65	2.9495
052-201-04	\$161.87	1.0884
052-201-05	\$33.70	0.2266
052-201-07	\$150.13	1.0095
052-201-08	\$37.08	0.2493
052-201-09	\$150.13	1.0095
052-201-10	\$33.70	0.2266
052-211-12	\$29.36	0.1974
052-211-14	\$199.63	1.3423
052-211-15	\$187.88	1.2633
052-211-22	\$484.38	3.2570
052-211-25	\$0.00	0.0000
052-211-26	\$561.88	3.7781
052-211-28	\$365.36	2.4567
052-211-29	\$0.00	0.0000
052-221-08	\$1.16	0.0078
052-221-09	\$82.20	0.5527
052-221-14	\$105.68	0.7106
052-221-15	\$58.71	0.3948
052-221-17	\$176.14	1.1844
052-221-23	\$117.43	0.7896
052-221-24	\$129.16	0.8685
052-221-25	\$303.55	2.0411
052-222-10	\$341.36	2.2953
052-222-15	\$5.87	0.0395
052-222-16	\$0.00	0.0000
052-222-17	\$6.05	0.0407
052-222-18	\$76.32	0.5132
052-222-22	\$0.00	0.0000
052-222-25	\$0.00	0.0000
052-231-03	\$405.13	2.7241
052-231-04	\$8.94	0.0601
052-231-05	\$825.34	5.5496
052-231-06	\$12.27	0.0825

**CSA 48 Proposed Benefit
Assessment Rates for FY 2020-21**

Parcel	Assessment	Effective SFE
052-231-29	\$358.15	2.4082
052-231-30	\$546.03	3.6715
052-243-01	\$234.86	1.5792
052-243-02	\$346.41	2.3293
052-243-03	\$455.44	3.0624
052-243-10	\$205.50	1.3818
052-243-11	\$1,315.84	8.8478
052-243-12	\$33.70	0.2266
052-243-15	\$64.59	0.4343
052-243-16	\$58.71	0.3948
052-243-17	\$93.95	0.6317
052-243-18	\$11.75	0.0790
052-243-20	\$193.75	1.3028
052-243-21	\$228.98	1.5397
052-271-03	\$1,315.84	8.8478
052-271-04	\$220.58	1.4832
052-272-01	\$70.45	0.4737
052-272-02	\$5.87	0.0395
052-273-01	\$76.32	0.5132
052-273-02	\$58.71	0.3948
052-273-17	\$0.00	0.0000
052-273-18	\$135.04	0.9080
052-273-23	\$70.45	0.4737
052-273-25	\$261.69	1.7596
052-311-01	\$208.85	1.4043
052-311-02	\$156.01	1.0490
052-311-03	\$144.26	0.9700
052-311-04	\$144.26	0.9700
052-311-05	\$58.71	0.3948
052-311-06	\$52.84	0.3553
052-311-07	\$0.00	0.0000
052-311-08	\$88.07	0.5922
052-311-09	\$167.74	1.1279
052-371-01	\$0.00	0.0000
052-371-02	\$17.61	0.1184
052-371-06	\$33.70	0.2266
052-371-07	\$657.92	4.4239
052-371-09	\$35.23	0.2369
052-371-10	\$58.71	0.3948
052-371-11	\$1,315.84	8.8478
052-511-01	\$197.14	1.3256
052-511-02	\$0.00	0.0000
052-511-03	\$0.00	0.0000
052-511-04	\$0.00	0.0000
052-511-05	\$446.16	3.0000
052-511-06	\$34.74	0.2336
052-511-07	\$34.74	0.2336
052-511-08	\$34.74	0.2336
052-511-09	\$0.00	0.0000
052-511-10	\$34.74	0.2336

**CSA 48 Proposed Benefit
Assessment Rates for FY 2020-21**

Parcel	Assessment	Effective SFE
052-511-11	\$0.00	0.0000
052-511-12	\$0.15	0.0010
052-511-13	\$34.74	0.2336
052-521-01	\$0.28	0.0019
052-521-02	\$0.15	0.0010
052-521-03	\$0.15	0.0010
052-521-04	\$2.60	0.0175
052-521-05	\$1.01	0.0068
052-521-06	\$0.43	0.0029
052-531-01	\$5.35	0.0360
052-531-02	\$0.00	0.0000
052-531-03	\$30,922.22	207.9224
052-531-04	\$2.17	0.0146
052-531-05	\$1.01	0.0068
052-541-01	\$428.61	2.8820
052-541-02	\$293.57	1.9740
052-551-01	\$458.55	3.0833
052-551-02	\$0.00	0.0000
052-551-03	\$176.14	1.1844
052-551-04	\$146.79	0.9870
052-551-05	\$129.16	0.8685
052-551-06	\$255.81	1.7201
052-551-07	\$93.95	0.6317
052-551-08	\$0.00	0.0000
052-561-01	\$93.95	0.6317
052-561-02	\$234.86	1.5792
052-561-03	\$4.33	0.0291
052-561-04	\$129.16	0.8685
052-561-05	\$305.31	2.0529
052-561-06	\$322.92	2.1713
052-561-07	\$187.88	1.2633
052-561-08	\$320.40	2.1544
052-571-03	\$0.00	0.0000
052-571-07	\$0.00	0.0000
052-571-08	\$0.00	0.0000
052-571-11	\$0.00	0.0000
052-571-13	\$0.00	0.0000
052-571-14	\$82.20	0.5527
052-571-15	\$0.00	0.0000
052-571-16	\$655.07	4.4047
052-581-03	\$161.87	1.0884
052-581-04	\$58.71	0.3948
052-581-05	\$88.07	0.5922
052-581-06	\$164.40	1.1054
052-581-07	\$146.79	0.9870
052-581-08	\$88.07	0.5922
052-581-09	\$625.71	4.2073
052-581-10	\$7.21	0.0485
052-581-11	\$17.61	0.1184
052-581-13	\$99.81	0.6711

**CSA 48 Proposed Benefit
Assessment Rates for FY 2020-21**

Parcel	Assessment	Effective SFE
052-581-14	\$0.00	0.0000
057-011-02	\$6.34	0.0426
057-011-04	\$11.70	0.0787
057-011-05	\$31.01	0.2085
057-011-06	\$12.92	0.0869
057-011-24	\$2,210.60	14.8642
057-011-57	\$36.97	0.2486
057-011-58	\$36.97	0.2486
057-011-59	\$36.97	0.2486
057-011-60	\$36.97	0.2486
057-011-63	\$36.97	0.2486
057-011-65	\$241.97	1.6270
057-011-70	\$36.97	0.2486
057-011-71	\$36.97	0.2486
057-011-72	\$6.81	0.0458
057-011-74	\$164.89	1.1087
057-011-75	\$6.96	0.0468
057-011-76	\$6.48	0.0436
057-011-77	\$7.33	0.0493
057-011-78	\$173.90	1.1693
057-021-01	\$118.37	0.7959
057-021-02	\$84.03	0.5650
057-031-01	\$164.68	1.1073
057-031-02	\$141.28	0.9500
057-031-03	\$141.28	0.9500
057-031-04	\$141.28	0.9500
057-031-06	\$141.28	0.9500
057-031-07	\$141.28	0.9500
057-031-08	\$141.28	0.9500
057-031-09	\$33.00	0.2219
057-031-12	\$216.19	1.4537
057-031-13	\$348.67	2.3445
057-031-14	\$181.54	1.2207
057-031-15	\$0.00	0.0000
057-031-17	\$36.97	0.2486
057-031-21	\$152.78	1.0273
057-031-22	\$0.15	0.0010
057-031-23	\$141.28	0.9500
057-031-24	\$0.15	0.0010
057-031-26	\$141.28	0.9500
057-031-32	\$147.04	0.9887
057-031-33	\$0.15	0.0010
057-031-35	\$33.00	0.2219
057-031-36	\$0.00	0.0000
057-031-37	\$0.00	0.0000
057-031-38	\$274.17	1.8435
057-031-39	\$141.28	0.9500
057-031-41	\$152.78	1.0273
057-031-42	\$158.54	1.0660
057-031-43	\$147.04	0.9887

**CSA 48 Proposed Benefit
Assessment Rates for FY 2020-21**

Parcel	Assessment	Effective SFE
057-041-05	\$5.70	0.0383
057-041-09	\$169.32	1.1385
057-051-01	\$58.46	0.3931
057-051-04	\$6.66	0.0448
057-051-05	\$19.48	0.1310
057-051-06	\$77.45	0.5208
057-061-01	\$5.77	0.0388
057-061-02	\$39.98	0.2688
057-061-03	\$38.91	0.2616
057-061-04	\$20.15	0.1355
057-061-05	\$6.50	0.0437
057-061-06	\$88.79	0.5970
057-061-07	\$5.95	0.0400
057-061-08	\$6.66	0.0448
057-061-11	\$753.45	5.0662
057-061-14	\$38.91	0.2616
057-061-15	\$9.16	0.0616
057-061-16	\$433.21	2.9129
057-061-17	\$239.51	1.6105
057-061-18	\$34.74	0.2336
057-071-03	\$81.42	0.5475
057-071-04	\$12.66	0.0851
057-071-05	\$18.74	0.1260
057-071-08	\$79.98	0.5378
057-071-09	\$13.09	0.0880
057-071-12	\$12.05	0.0810
057-071-13	\$41.64	0.2800
057-071-14	\$11.54	0.0776
057-071-15	\$5.35	0.0360
057-081-04	\$0.15	0.0010
057-081-06	\$20.49	0.1378
057-081-10	\$162.51	1.0927
057-081-11	\$301.31	2.0260
057-081-12	\$27.32	0.1837
057-081-14	\$6.66	0.0448
057-081-15	\$4,785.85	32.1803
057-081-18	\$6.83	0.0459
057-081-19	\$6.66	0.0448
057-081-21	\$4.31	0.0290
057-081-22	\$36.48	0.2453
057-081-25	\$40.85	0.2747
057-081-27	\$203.20	1.3663
057-081-28	\$35.14	0.2363
057-081-31	\$0.00	0.0000
057-081-40	\$8.57	0.0576
057-081-42	\$38.91	0.2616
057-081-45	\$2.23	0.0150
057-081-46	\$8.18	0.0550
057-081-47	\$11.90	0.0800
057-081-48	\$38.91	0.2616

**CSA 48 Proposed Benefit
Assessment Rates for FY 2020-21**

Parcel	Assessment	Effective SFE
057-081-49	\$12.33	0.0829
057-081-50	\$4.00	0.0269
057-081-52	\$1.75	0.0118
057-081-54	\$4.46	0.0300
057-081-55	\$38.91	0.2616
057-081-56	\$40.85	0.2747
057-081-58	\$257.67	1.7326
057-081-59	\$34.74	0.2336
057-081-60	\$275.83	1.8547
057-081-61	\$275.83	1.8547
057-081-62	\$209.25	1.4070
057-081-63	\$891.95	5.9975
057-081-64	\$1.87	0.0126
057-081-65	\$856.82	5.7613
057-081-66	\$2.19	0.0147
057-081-67	\$55.96	0.3763
057-092-01	\$6.17	0.0415
057-092-03	\$1.56	0.0105
057-092-05	\$1.56	0.0105
057-092-06	\$15.12	0.1017
057-092-07	\$17.24	0.1159
057-092-08	\$1.56	0.0105
057-092-09	\$1.56	0.0105
057-092-10	\$1.41	0.0095
057-092-11	\$33.00	0.2219
057-092-16	\$332.12	2.2332
057-092-20	\$216.19	1.4537
057-092-21	\$1.74	0.0117
057-092-22	\$1.74	0.0117
057-092-23	\$1.56	0.0105
057-092-24	\$1.70	0.0114
057-092-32	\$1.98	0.0133
057-092-33	\$1.84	0.0124
057-092-34	\$1.00	0.0067
057-092-35	\$1.13	0.0076
057-092-36	\$0.85	0.0057
057-092-37	\$0.57	0.0038
057-092-38	\$0.57	0.0038
057-092-39	\$6.34	0.0426
057-092-40	\$2.05	0.0138
057-092-41	\$0.57	0.0038
057-092-43	\$0.85	0.0057
057-092-47	\$1.70	0.0114
057-092-48	\$2.83	0.0190
057-092-49	\$2.83	0.0190
057-092-50	\$1.41	0.0095
057-092-51	\$1.74	0.0117
057-092-52	\$1.58	0.0106
057-092-53	\$21.68	0.1458
057-092-54	\$2.41	0.0162

**CSA 48 Proposed Benefit
Assessment Rates for FY 2020-21**

ADDITIONAL MATERIALS #12.a

Appendix C

Parcel	Assessment	Effective SFE
057-092-55	\$0.85	0.0057
057-092-56	\$0.43	0.0029
057-092-58	\$0.15	0.0010
057-092-59	\$0.85	0.0057
057-092-60	\$1.00	0.0067
057-092-61	\$0.15	0.0010
057-092-62	\$0.71	0.0048
057-092-63	\$0.28	0.0019
057-092-64	\$0.57	0.0038
057-092-65	\$1.00	0.0067
057-092-66	\$0.15	0.0010
057-092-70	\$1.56	0.0105
057-092-71	\$191.22	1.2858
057-092-72	\$1.28	0.0086
057-092-73	\$158.54	1.0660
057-101-03	\$26.65	0.1792
057-101-04	\$22.81	0.1534
057-101-06	\$7.17	0.0482
057-101-09	\$26.65	0.1792
057-101-24	\$3.49	0.0235
057-101-25	\$38.91	0.2616
057-101-26	\$38.91	0.2616
057-101-27	\$336.05	2.2596
057-101-29	\$38.91	0.2616
057-101-30	\$38.91	0.2616
057-101-31	\$38.91	0.2616
057-101-32	\$1.83	0.0123
057-101-33	\$38.91	0.2616
057-101-34	\$38.91	0.2616
057-111-12	\$27.99	0.1882
057-111-15	\$28.69	0.1929
057-111-17	\$181.72	1.2219
057-111-18	\$40.85	0.2747
057-111-19	\$156.16	1.0500
057-111-20	\$36.48	0.2453
057-111-21	\$40.85	0.2747
057-111-22	\$36.48	0.2453
057-111-23	\$248.18	1.6688
057-111-24	\$10.84	0.0729
057-111-25	\$20.98	0.1411
057-111-26	\$6.99	0.0470
057-121-01	\$199.91	1.3442
057-121-02	\$13.16	0.0885
057-121-03	\$1.29	0.0087
057-121-04	\$25.65	0.1725
057-121-05	\$6.66	0.0448
057-121-06	\$6.66	0.0448
057-121-07	\$41.14	0.2766
057-121-10	\$183.73	1.2354
057-121-13	\$20.30	0.1365

**CSA 48 Proposed Benefit
Assessment Rates for FY 2020-21**

Parcel	Assessment	Effective SFE
057-121-14	\$6.84	0.0460
057-121-21	\$168.74	1.1346
057-121-24	\$34.74	0.2336
057-121-32	\$359.34	2.4162
057-121-33	\$227.69	1.5310
057-131-01	\$36.48	0.2453
057-131-11	\$11.81	0.0794
057-131-18	\$40.15	0.2700
057-131-26	\$0.00	0.0000
057-131-27	\$423.91	2.8504
057-131-60	\$222.47	1.4959
057-131-61	\$194.29	1.3064
057-131-64	\$38.91	0.2616
057-141-01	\$0.18	0.0012
057-141-02	\$296.32	1.9925
057-141-04	\$34.74	0.2336
057-141-07	\$171.03	1.1500
057-141-08	\$177.71	1.1949
057-151-05	\$6.13	0.0412
057-151-06	\$107.08	0.7200
057-151-07	\$37.73	0.2537
057-151-08	\$4.28	0.0288
057-151-09	\$3.76	0.0253
057-151-10	\$0.00	0.0000
057-161-01	\$186.61	1.2548
057-161-02	\$25.85	0.1738
057-161-03	\$5.34	0.0359
057-161-04	\$5.99	0.0403
057-161-05	\$37.75	0.2538
057-161-06	\$149.88	1.0078
057-161-07	\$7.21	0.0485
057-161-13	\$34.74	0.2336
057-161-14	\$1.04	0.0070
057-161-19	\$6.93	0.0466
057-161-22	\$34.74	0.2336
057-161-23	\$38.91	0.2616
057-161-24	\$33.70	0.2266
057-161-25	\$5.49	0.0369
057-161-27	\$5.32	0.0358
057-161-28	\$33.70	0.2266
057-161-29	\$33.70	0.2266
057-171-01	\$33.00	0.2219
057-171-02	\$36.97	0.2486
057-171-03	\$36.97	0.2486
057-171-04	\$33.00	0.2219
057-171-05	\$6.34	0.0426
057-171-06	\$250.53	1.6846
057-171-07	\$274.17	1.8435
057-171-08	\$3.17	0.0213
057-171-09	\$3.32	0.0223

**CSA 48 Proposed Benefit
Assessment Rates for FY 2020-21**

Parcel	Assessment	Effective SFE
057-171-10	\$3.32	0.0223
057-181-01	\$40.85	0.2747
057-181-02	\$0.18	0.0012
057-181-03	\$38.91	0.2616
057-181-04	\$40.85	0.2747
057-181-05	\$40.85	0.2747
057-181-07	\$156.16	1.0500
057-181-08	\$0.16	0.0011
057-181-09	\$40.85	0.2747
057-181-12	\$217.61	1.4632
057-181-13	\$40.85	0.2747
057-181-14	\$210.48	1.4153
057-181-15	\$231.84	1.5589
057-181-19	\$203.37	1.3675
057-191-03	\$178.98	1.2035
057-191-06	\$185.04	1.2442
057-191-07	\$185.04	1.2442
057-191-08	\$185.04	1.2442
057-191-09	\$200.46	1.3479
057-191-10	\$210.48	1.4153
057-191-12	\$34.74	0.2336
057-191-13	\$193.68	1.3023
057-191-14	\$200.46	1.3479
057-191-15	\$200.46	1.3479
057-191-16	\$178.98	1.2035
057-191-17	\$344.09	2.3137
057-191-19	\$0.00	0.0000
057-191-20	\$0.00	0.0000
057-191-21	\$200.46	1.3479
057-191-23	\$185.04	1.2442
057-191-24	\$210.48	1.4153
057-201-03	\$178.98	1.2035
057-201-04	\$205.83	1.3840
057-201-07	\$327.70	2.2035
057-201-09	\$205.83	1.3840
057-201-11	\$191.09	1.2849
057-201-12	\$39.95	0.2686
057-201-13	\$2.50	0.0168
057-201-14	\$247.60	1.6649
057-201-18	\$172.93	1.1628
057-201-19	\$34.74	0.2336
057-201-22	\$376.86	2.5340
057-201-25	\$191.91	1.2904
057-213-01	\$33.00	0.2219
057-213-02	\$1.00	0.0067
057-213-03	\$0.71	0.0048
057-213-04	\$1.41	0.0095
057-213-05	\$334.32	2.2480
057-213-06	\$33.00	0.2219
057-213-07	\$33.00	0.2219

**CSA 48 Proposed Benefit
Assessment Rates for FY 2020-21**

Parcel	Assessment	Effective SFE
057-213-08	\$33.00	0.2219
057-213-09	\$11.30	0.0760
057-213-10	\$33.00	0.2219
057-213-11	\$13.25	0.0891
057-213-12	\$1.29	0.0087
057-213-13	\$0.85	0.0057
057-213-14	\$0.86	0.0058
057-213-15	\$173.62	1.1674
057-213-16	\$197.10	1.3253
057-213-17	\$0.43	0.0029
057-213-18	\$202.97	1.3648
057-213-19	\$33.70	0.2266
057-213-20	\$202.97	1.3648
057-213-21	\$33.70	0.2266
057-213-22	\$1.59	0.0107
057-213-23	\$216.03	1.4526
057-213-24	\$0.71	0.0048
057-213-25	\$167.74	1.1279
057-213-26	\$185.36	1.2464
057-213-27	\$207.60	1.3959
057-213-28	\$173.62	1.1674
057-213-29	\$33.70	0.2266
057-213-30	\$227.33	1.5286
057-213-31	\$187.88	1.2633
057-213-32	\$194.45	1.3075
057-213-33	\$194.45	1.3075
057-213-34	\$187.88	1.2633
057-213-35	\$37.75	0.2538
057-213-36	\$194.45	1.3075
057-213-37	\$194.45	1.3075
057-213-38	\$10.99	0.0739
057-213-39	\$7.06	0.0475
057-213-40	\$5.65	0.0380
057-213-41	\$15.35	0.1032
057-221-01	\$170.03	1.1433
057-221-02	\$226.46	1.5227
057-221-03	\$33.00	0.2219
057-221-04	\$33.70	0.2266
057-221-05	\$156.01	1.0490
057-221-06	\$141.28	0.9500
057-221-07	\$37.75	0.2538
057-221-08	\$36.93	0.2483
057-231-01	\$187.94	1.2637
057-231-02	\$0.00	0.0000
057-231-03	\$0.00	0.0000
057-231-04	\$156.16	1.0500
057-231-05	\$0.31	0.0021
057-231-06	\$162.51	1.0927
057-231-07	\$36.48	0.2453
057-241-01	\$36.48	0.2453

**CSA 48 Proposed Benefit
Assessment Rates for FY 2020-21**

Parcel	Assessment	Effective SFE
057-241-02	\$308.68	2.0756
057-241-03	\$36.48	0.2453
057-241-04	\$161.78	1.0878
057-241-05	\$36.48	0.2453
057-241-06	\$36.48	0.2453
057-241-07	\$4.06	0.0273
057-241-08	\$160.77	1.0810
057-241-09	\$0.15	0.0010
057-241-14	\$215.30	1.4477
057-241-15	\$471.20	3.1684
057-251-01	\$186.23	1.2522
057-251-02	\$1,440.99	9.6893
057-251-03	\$5.50	0.0370
057-251-04	\$34.74	0.2336
057-251-05	\$6.66	0.0448
057-251-06	\$512.86	3.4485
057-251-07	\$6.83	0.0459
057-251-08	\$0.16	0.0011
057-251-09	\$6.66	0.0448
057-261-01	\$29.43	0.1979
057-261-02	\$12.82	0.0862
057-261-03	\$3.00	0.0202
057-261-04	\$10.17	0.0684
057-261-05	\$33.86	0.2277
057-261-06	\$6.78	0.0456
057-261-07	\$12.60	0.0847
057-261-08	\$6.95	0.0467
057-261-09	\$44.47	0.2990
057-261-10	\$13.73	0.0923
057-261-11	\$13.73	0.0923
057-261-12	\$27.47	0.1847
057-271-01	\$22.61	0.1520
057-271-02	\$20.63	0.1387
057-271-03	\$8.39	0.0564
057-271-04	\$26.12	0.1756
057-281-01	\$141.37	0.9506
057-281-02	\$59.13	0.3976
057-291-01	\$38.91	0.2616
057-291-02	\$34.98	0.2352
057-291-03	\$28.33	0.1905
057-291-04	\$27.99	0.1882
057-301-01	\$92.70	0.6233
057-311-01	\$6.48	0.0436
057-311-02	\$202.97	1.3648
057-311-03	\$202.97	1.3648
057-311-04	\$1.59	0.0107
057-311-05	\$1.59	0.0107
057-311-06	\$0.28	0.0019
057-311-07	\$582.66	3.9178
057-311-08	\$5.52	0.0371

**CSA 48 Proposed Benefit
Assessment Rates for FY 2020-21**

Parcel	Assessment	Effective SFE
057-311-09	\$2.02	0.0136
057-311-10	\$0.85	0.0057
057-311-11	\$198.79	1.3367
057-311-12	\$1.29	0.0087
057-311-13	\$33.70	0.2266
057-311-14	\$1.29	0.0087
057-311-15	\$207.60	1.3959
057-311-16	\$233.91	1.5728
057-311-17	\$19.23	0.1293
057-311-18	\$17.28	0.1162
057-311-19	\$201.02	1.3517
057-311-20	\$2.10	0.0141
057-311-21	\$2.74	0.0184
057-311-22	\$173.62	1.1674
057-311-23	\$2.02	0.0136
057-311-24	\$214.71	1.4437
057-311-25	\$179.49	1.2069
057-311-26	\$12.76	0.0858
058-011-01	\$66.95	0.4502
058-011-06	\$1,175.17	7.9019
058-011-10	\$95.67	0.6433
058-011-11	\$68.56	0.4610
058-021-01	\$22.23	0.1495
058-021-03	\$1.55	0.0104
058-021-07	\$8.55	0.0575
058-021-08	\$0.86	0.0058
058-022-04	\$40.85	0.2747
058-022-06	\$0.00	0.0000
058-022-07	\$33.91	0.2280
058-022-08	\$2.68	0.0180
058-022-09	\$44.75	0.3009
058-022-10	\$39.95	0.2686
058-022-12	\$0.00	0.0000
058-022-14	\$0.00	0.0000
058-022-15	\$231.78	1.5585
058-022-16	\$31.04	0.2087
058-022-17	\$476.20	3.2020
058-031-01	\$2.68	0.0180
058-051-01	\$39.95	0.2686
058-051-02	\$39.95	0.2686
058-051-03	\$171.03	1.1500
058-051-04	\$0.00	0.0000
058-051-06	\$171.03	1.1500
058-051-08	\$3.26	0.0219
058-052-01	\$39.95	0.2686
058-053-01	\$0.18	0.0012
058-053-02	\$0.18	0.0012
058-061-01	\$171.03	1.1500
058-061-02	\$171.03	1.1500
058-061-03	\$342.06	2.3000

**CSA 48 Proposed Benefit
Assessment Rates for FY 2020-21**

Parcel	Assessment	Effective SFE
058-061-04	\$342.06	2.3000
058-062-01	\$335.19	2.2538
058-062-02	\$171.03	1.1500
058-062-03	\$171.03	1.1500
058-063-01	\$171.03	1.1500
058-063-02	\$171.03	1.1500
058-063-03	\$171.03	1.1500
058-064-01	\$171.03	1.1500
058-064-03	\$171.03	1.1500
058-064-04	\$39.95	0.2686
058-064-05	\$39.95	0.2686
058-065-01	\$171.03	1.1500
058-065-02	\$171.03	1.1500
058-065-03	\$171.03	1.1500
058-065-04	\$171.03	1.1500
058-066-01	\$171.03	1.1500
058-066-02	\$171.03	1.1500
058-066-03	\$171.03	1.1500
058-066-04	\$171.03	1.1500
058-071-03	\$1,560.01	10.4896
058-071-05	\$44.75	0.3009
058-071-06	\$24,461.11	164.4776
058-072-01	\$257.55	1.7318
058-072-02	\$39.95	0.2686
058-072-03	\$0.00	0.0000
058-072-04	\$0.00	0.0000
058-081-01	\$171.03	1.1500
058-081-05	\$171.03	1.1500
058-081-06	\$171.03	1.1500
058-081-07	\$171.03	1.1500
058-081-08	\$171.03	1.1500
058-081-10	\$171.03	1.1500
058-081-11	\$171.03	1.1500
058-081-12	\$171.03	1.1500
058-081-13	\$342.06	2.3000
058-082-01	\$1,747.22	11.7484
058-082-02	\$780.01	5.2448
058-082-03	\$780.01	5.2448
058-082-04	\$171.03	1.1500
058-082-05	\$171.03	1.1500
058-082-06	\$171.03	1.1500
058-082-07	\$0.00	0.0000
058-082-08	\$171.03	1.1500
058-082-09	\$39.95	0.2686
058-082-10	\$0.00	0.0000
058-082-11	\$171.03	1.1500
058-082-12	\$780.01	5.2448
058-082-13	\$39.95	0.2686
058-082-14	\$171.03	1.1500
058-082-15	\$191.55	1.2880

**CSA 48 Proposed Benefit
Assessment Rates for FY 2020-21**

Parcel	Assessment	Effective SFE
058-082-16	\$171.03	1.1500
058-082-17	\$335.19	2.2538
058-082-18	\$171.03	1.1500
058-082-19	\$171.03	1.1500
058-082-20	\$171.03	1.1500
058-082-21	\$780.01	5.2448
058-082-26	\$171.03	1.1500
058-083-01	\$191.55	1.2880
058-083-02	\$171.03	1.1500
058-083-03	\$39.95	0.2686
058-083-04	\$39.95	0.2686
058-083-05	\$171.03	1.1500
058-083-06	\$171.03	1.1500
058-083-07	\$171.03	1.1500
058-083-08	\$171.03	1.1500
058-083-09	\$171.03	1.1500
058-083-10	\$171.03	1.1500
058-083-11	\$171.03	1.1500
058-084-01	\$191.55	1.2880
058-091-01	\$44.75	0.3009
058-091-02	\$0.19	0.0013
058-091-03	\$171.03	1.1500
058-091-04	\$171.03	1.1500
058-091-05	\$171.03	1.1500
058-091-07	\$171.03	1.1500
058-091-08	\$171.03	1.1500
058-092-03	\$39.95	0.2686
058-092-04	\$171.03	1.1500
058-092-05	\$171.03	1.1500
058-092-06	\$171.03	1.1500
058-092-07	\$1,747.22	11.7484
058-092-08	\$0.19	0.0013
058-092-09	\$191.55	1.2880
058-093-02	\$780.01	5.2448
058-093-03	\$171.03	1.1500
058-093-04	\$171.03	1.1500
058-093-05	\$191.55	1.2880
058-093-06	\$780.01	5.2448
058-101-03	\$191.55	1.2880
058-101-04	\$191.55	1.2880
058-101-05	\$191.55	1.2880
058-101-06	\$191.55	1.2880
058-101-07	\$191.55	1.2880
058-101-08	\$191.55	1.2880
058-102-04	\$873.61	5.8742
058-102-05	\$191.55	1.2880
058-102-06	\$44.75	0.3009
058-103-04	\$191.55	1.2880
058-103-05	\$191.55	1.2880
058-103-06	\$191.55	1.2880

**CSA 48 Proposed Benefit
Assessment Rates for FY 2020-21**

Parcel	Assessment	Effective SFE
058-103-08	\$44.75	0.3009
058-103-09	\$44.75	0.3009
058-103-10	\$44.75	0.3009
058-103-11	\$44.75	0.3009
058-103-13	\$191.55	1.2880
058-103-15	\$873.61	5.8742
058-103-16	\$39.95	0.2686
058-103-17	\$44.75	0.3009
058-103-18	\$39.95	0.2686
058-103-19	\$171.03	1.1500
058-103-21	\$44.75	0.3009
058-103-22	\$191.55	1.2880
058-103-23	\$342.06	2.3000
058-103-24	\$171.03	1.1500
058-103-25	\$191.55	1.2880
058-103-26	\$367.70	2.4724
058-103-27	\$191.55	1.2880
058-103-28	\$0.00	0.0000
058-103-29	\$873.61	5.8742
058-103-30	\$191.55	1.2880
058-111-08	\$191.55	1.2880
058-111-09	\$191.55	1.2880
058-111-10	\$191.55	1.2880
058-111-11	\$191.55	1.2880
058-111-12	\$191.55	1.2880
058-111-17	\$191.55	1.2880
058-111-18	\$191.55	1.2880
058-111-21	\$191.55	1.2880
058-113-01	\$0.39	0.0026
058-113-02	\$375.40	2.5242
058-121-01	\$4.63	0.0311
058-121-02	\$2.23	0.0150
058-121-03	\$0.00	0.0000
058-121-04	\$3,120.03	20.9792
058-122-05	\$0.19	0.0013
058-122-10	\$104.77	0.7045
058-122-14	\$806.24	5.4212
058-122-15	\$223.93	1.5057
058-122-16	\$14.17	0.0953
058-131-03	\$39.95	0.2686
058-131-07	\$39.95	0.2686
058-131-08	\$39.95	0.2686
058-131-11	\$171.03	1.1500
058-131-16	\$171.03	1.1500
058-131-17	\$171.03	1.1500
058-131-19	\$1,560.01	10.4896
058-131-20	\$0.68	0.0046
058-131-21	\$39.95	0.2686
059-011-06	\$192.89	1.2970
059-011-12	\$0.00	0.0000

**CSA 48 Proposed Benefit
Assessment Rates for FY 2020-21**

Parcel	Assessment	Effective SFE
059-011-14	\$14.75	0.0992
059-011-15	\$0.39	0.0026
059-011-16	\$266.64	1.7929
059-012-01	\$4.63	0.0311
059-012-02	\$17.62	0.1185
059-012-03	\$2.74	0.0184
059-012-04	\$2.23	0.0150
059-012-05	\$0.00	0.0000
059-022-03	\$0.18	0.0012
059-022-04	\$4.79	0.0322
059-022-05	\$7.03	0.0473
059-022-06	\$0.16	0.0011
059-023-01	\$12.03	0.0809
059-023-02	\$34.52	0.2321
059-023-03	\$0.52	0.0035
059-023-04	\$177.99	1.1968
059-023-05	\$519.08	3.4903
059-023-09	\$0.00	0.0000
059-023-10	\$0.00	0.0000
059-023-11	\$15.57	0.1047
059-023-12	\$616.52	4.1455
059-031-01	\$171.03	1.1500
059-031-06	\$39.95	0.2686
059-031-08	\$171.03	1.1500
059-031-10	\$171.03	1.1500
059-031-11	\$349.02	2.3468
059-031-12	\$171.03	1.1500
059-031-13	\$39.95	0.2686
059-033-01	\$342.06	2.3000
059-033-02	\$171.03	1.1500
059-033-03	\$171.03	1.1500
059-033-04	\$39.95	0.2686
059-033-08	\$513.08	3.4500
059-033-10	\$171.03	1.1500
059-033-11	\$780.01	5.2448
059-041-26	\$0.48	0.0032
059-041-27	\$0.62	0.0042
059-041-29	\$12.55	0.0844
059-041-30	\$868.33	5.8387
059-041-31	\$0.31	0.0021
059-041-32	\$171.40	1.1525
059-041-33	\$74.33	0.4998
059-041-34	\$601.05	4.0415
059-041-35	\$712.18	4.7887
059-041-36	\$36.48	0.2453
059-041-37	\$36.48	0.2453
059-051-01	\$150.13	1.0095
059-051-03	\$144.26	0.9700
059-051-04	\$144.26	0.9700
059-051-13	\$144.26	0.9700

**CSA 48 Proposed Benefit
Assessment Rates for FY 2020-21**

Parcel	Assessment	Effective SFE
059-051-17	\$33.70	0.2266
059-051-18	\$144.26	0.9700
059-051-20	\$144.26	0.9700
059-051-21	\$144.26	0.9700
059-051-28	\$294.39	1.9795
059-051-29	\$150.13	1.0095
059-051-30	\$144.26	0.9700
059-051-31	\$150.13	1.0095
059-051-32	\$288.52	1.9400
059-051-33	\$144.26	0.9700
059-051-34	\$144.26	0.9700
059-051-35	\$156.01	1.0490
059-051-36	\$312.00	2.0979
059-051-37	\$150.13	1.0095
059-051-39	\$150.13	1.0095
059-051-40	\$161.87	1.0884
059-091-13	\$181.57	1.2209
059-091-14	\$222.44	1.4957
059-091-15	\$139.83	0.9402
059-101-05	\$0.00	0.0000
059-101-06	\$1,284.72	8.6385
059-111-01	\$171.03	1.1500
059-111-02	\$171.03	1.1500
059-111-03	\$171.03	1.1500
059-111-04	\$335.19	2.2538
059-121-01	\$0.00	0.0000
059-121-03	\$156.16	1.0500
059-121-04	\$156.16	1.0500
059-121-05	\$69.91	0.4701
059-121-07	\$0.94	0.0063
059-121-08	\$438.26	2.9469
059-121-09	\$281.66	1.8939
059-131-01	\$7.53	0.0506
059-131-02	\$0.31	0.0021
059-131-03	\$0.94	0.0063
059-131-04	\$9.53	0.0641
059-131-05	\$7.35	0.0494
059-131-06	\$44.66	0.3003
059-131-07	\$0.16	0.0011
059-131-08	\$0.00	0.0000
059-141-02	\$0.16	0.0011
059-141-03	\$0.16	0.0011
059-141-04	\$36.48	0.2453
059-141-05	\$2.97	0.0200
059-141-07	\$4.06	0.0273
059-141-08	\$0.00	0.0000
059-141-09	\$0.00	0.0000
059-141-10	\$18.74	0.1260
059-141-11	\$9.22	0.0620
059-151-01	\$29.91	0.2011

**CSA 48 Proposed Benefit
Assessment Rates for FY 2020-21**

Parcel	Assessment	Effective SFE
059-151-02	\$41.97	0.2822
059-161-01	\$578.03	3.8867
059-161-02	\$1,032.15	6.9402
059-161-03	\$0.00	0.0000
059-161-04	\$0.00	0.0000
059-161-05	\$36.48	0.2453
059-171-01	\$102.87	0.6917
059-171-02	\$8.24	0.0554
059-181-01	\$25.61	0.1722
059-181-02	\$114.56	0.7703
059-181-03	\$3.49	0.0235
060-141-31	\$174.72	1.1748
060-141-32	\$174.72	1.1748
060-141-33	\$174.72	1.1748
060-141-34	\$156.01	1.0490
060-151-01	\$150.13	1.0095
060-151-04	\$194.45	1.3075
060-151-05	\$37.75	0.2538
060-151-21	\$144.26	0.9700
060-151-69	\$168.14	1.1306
060-151-70	\$161.57	1.0864
060-151-71	\$161.57	1.0864
060-151-72	\$150.13	1.0095
060-151-76	\$168.14	1.1306
060-151-77	\$161.57	1.0864
060-151-81	\$37.75	0.2538
060-151-84	\$174.72	1.1748
060-151-85	\$168.14	1.1306
060-151-86	\$181.29	1.2190
060-151-87	\$161.57	1.0864
060-151-88	\$736.86	4.9547
060-181-01	\$33.70	0.2266
060-181-03	\$161.87	1.0884
060-181-04	\$167.74	1.1279
060-181-07	\$41.11	0.2764
060-181-08	\$23.48	0.1579
060-182-01	\$150.13	1.0095
060-182-03	\$185.36	1.2464
060-182-04	\$144.26	0.9700
060-182-05	\$150.13	1.0095
060-192-04	\$0.15	0.0010
060-192-06	\$0.00	0.0000
060-192-07	\$33.70	0.2266
060-192-10	\$167.74	1.1279
060-192-11	\$144.26	0.9700
060-192-14	\$0.00	0.0000
060-192-17	\$156.01	1.0490
060-192-19	\$0.15	0.0010
060-192-20	\$33.70	0.2266
060-192-21	\$0.00	0.0000

**CSA 48 Proposed Benefit
Assessment Rates for FY 2020-21**

ADDITIONAL MATERIALS #12.a

Appendix C

Parcel	Assessment	Effective SFE
060-192-22	\$150.13	1.0095
060-193-01	\$144.26	0.9700
060-193-02	\$294.39	1.9795
060-193-05	\$144.26	0.9700
060-193-07	\$144.26	0.9700
060-193-08	\$144.26	0.9700
060-193-09	\$144.26	0.9700
060-361-14	\$144.26	0.9700
060-361-15	\$144.26	0.9700
060-361-16	\$150.13	1.0095
060-361-17	\$150.13	1.0095
060-361-18	\$144.26	0.9700
060-361-19	\$144.26	0.9700
060-361-23	\$0.16	0.0011
060-361-27	\$0.00	0.0000
060-361-28	\$161.57	1.0864
060-361-31	\$144.26	0.9700
060-421-01	\$0.00	0.0000
060-421-02	\$201.02	1.3517
060-431-05	\$156.01	1.0490
060-441-01	\$181.29	1.2190
060-441-02	\$181.29	1.2190
061-011-01	\$14.43	0.0970
061-011-02	\$14.43	0.0970
061-011-04	\$14.43	0.0970
061-011-05	\$14.43	0.0970
061-011-06	\$14.43	0.0970
061-011-08	\$14.43	0.0970
061-011-09	\$14.43	0.0970
061-011-12	\$14.43	0.0970
061-011-15	\$14.43	0.0970
061-011-16	\$14.43	0.0970
061-012-01	\$14.43	0.0970
061-012-03	\$14.43	0.0970
061-012-04	\$14.43	0.0970
061-012-07	\$14.43	0.0970
061-012-08	\$14.43	0.0970
061-012-10	\$14.43	0.0970
061-012-11	\$14.43	0.0970
061-012-12	\$14.43	0.0970
061-012-13	\$14.43	0.0970
061-013-01	\$14.43	0.0970
061-013-02	\$14.43	0.0970
061-013-03	\$14.43	0.0970
061-021-01	\$14.43	0.0970
061-021-02	\$14.43	0.0970
061-021-03	\$14.43	0.0970
061-021-04	\$14.43	0.0970
061-021-05	\$14.43	0.0970
061-021-06	\$14.43	0.0970

**CSA 48 Proposed Benefit
Assessment Rates for FY 2020-21**

ADDITIONAL MATERIALS #12.a

Appendix C

Parcel	Assessment	Effective SFE
061-021-07	\$14.43	0.0970
061-021-08	\$14.43	0.0970
061-021-09	\$14.43	0.0970
061-021-10	\$14.43	0.0970
061-021-11	\$14.43	0.0970
061-021-13	\$14.43	0.0970
061-021-14	\$14.43	0.0970
061-021-15	\$14.43	0.0970
061-022-01	\$14.43	0.0970
061-022-02	\$14.43	0.0970
061-022-03	\$14.43	0.0970
061-023-02	\$14.43	0.0970
061-023-03	\$14.43	0.0970
061-023-04	\$14.43	0.0970
061-023-05	\$14.43	0.0970
061-023-06	\$14.43	0.0970
061-023-08	\$14.43	0.0970
061-023-09	\$14.43	0.0970
061-023-10	\$14.43	0.0970
061-023-11	\$14.43	0.0970
061-023-12	\$14.43	0.0970
061-023-13	\$14.43	0.0970
061-023-14	\$14.43	0.0970
061-024-03	\$14.43	0.0970
061-024-04	\$14.43	0.0970
061-024-05	\$14.43	0.0970
061-031-01	\$14.43	0.0970
061-031-02	\$14.43	0.0970
061-031-03	\$14.43	0.0970
061-031-04	\$14.43	0.0970
061-031-05	\$14.43	0.0970
061-031-08	\$14.43	0.0970
061-031-10	\$14.43	0.0970
061-031-11	\$0.00	0.0000
061-031-12	\$14.43	0.0970
061-031-14	\$14.43	0.0970
061-031-16	\$14.43	0.0970
061-031-17	\$14.43	0.0970
061-031-18	\$14.43	0.0970
061-031-20	\$14.43	0.0970
061-031-22	\$14.43	0.0970
061-031-23	\$14.43	0.0970
061-041-01	\$14.43	0.0970
061-041-02	\$14.43	0.0970
061-041-05	\$14.43	0.0970
061-041-06	\$14.43	0.0970
061-041-07	\$14.43	0.0970
061-041-08	\$14.43	0.0970
061-041-09	\$14.43	0.0970
061-041-10	\$14.43	0.0970

**CSA 48 Proposed Benefit
Assessment Rates for FY 2020-21**

ADDITIONAL MATERIALS #12.a

Appendix C

Parcel	Assessment	Effective SFE
061-041-12	\$14.43	0.0970
061-041-14	\$14.43	0.0970
061-041-15	\$14.43	0.0970
061-041-16	\$14.43	0.0970
061-041-17	\$14.43	0.0970
061-041-18	\$14.43	0.0970
061-041-19	\$14.43	0.0970
061-041-20	\$14.43	0.0970
061-041-21	\$14.43	0.0970
061-041-22	\$14.43	0.0970
061-041-23	\$14.43	0.0970
061-071-03	\$14.43	0.0970
061-071-04	\$14.43	0.0970
061-071-05	\$14.43	0.0970
061-071-06	\$14.43	0.0970
061-071-08	\$14.43	0.0970
061-071-09	\$14.43	0.0970
061-071-11	\$14.43	0.0970
061-071-12	\$14.43	0.0970
061-071-16	\$14.43	0.0970
061-071-17	\$14.43	0.0970
061-072-01	\$14.43	0.0970
061-072-02	\$14.43	0.0970
061-072-03	\$14.43	0.0970
061-072-04	\$14.43	0.0970
061-072-07	\$14.43	0.0970
061-072-10	\$14.43	0.0970
061-072-11	\$14.43	0.0970
061-081-03	\$14.43	0.0970
061-081-04	\$14.43	0.0970
061-081-06	\$14.43	0.0970
061-081-07	\$14.43	0.0970
061-092-01	\$14.43	0.0970
061-092-02	\$14.43	0.0970
061-092-03	\$14.43	0.0970
061-092-04	\$14.43	0.0970
061-092-05	\$14.43	0.0970
061-092-06	\$14.43	0.0970
061-093-01	\$14.43	0.0970
061-093-02	\$14.43	0.0970
061-093-03	\$14.43	0.0970
061-093-05	\$14.43	0.0970
061-093-06	\$14.43	0.0970
061-094-01	\$14.43	0.0970
061-094-02	\$14.43	0.0970
061-094-03	\$14.43	0.0970
061-094-04	\$14.43	0.0970
061-094-05	\$28.85	0.1940
061-094-06	\$14.43	0.0970
061-101-01	\$14.43	0.0970

**CSA 48 Proposed Benefit
Assessment Rates for FY 2020-21**

ADDITIONAL MATERIALS #12.a

Appendix C

Parcel	Assessment	Effective SFE
061-101-07	\$14.43	0.0970
061-101-16	\$14.43	0.0970
061-101-17	\$14.43	0.0970
061-101-18	\$14.43	0.0970
061-101-21	\$14.43	0.0970
061-101-23	\$14.43	0.0970
061-101-26	\$14.43	0.0970
061-101-27	\$14.43	0.0970
061-101-28	\$14.43	0.0970
061-101-29	\$14.43	0.0970
061-101-30	\$14.43	0.0970
061-101-31	\$14.43	0.0970
061-101-32	\$14.43	0.0970
061-101-33	\$14.43	0.0970
061-101-34	\$14.43	0.0970
061-101-35	\$14.43	0.0970
061-101-36	\$14.43	0.0970
061-111-02	\$14.43	0.0970
061-111-03	\$14.43	0.0970
061-111-06	\$14.43	0.0970
061-111-07	\$14.43	0.0970
061-111-09	\$14.43	0.0970
061-111-10	\$14.43	0.0970
061-111-11	\$14.43	0.0970
061-111-12	\$14.43	0.0970
061-111-14	\$14.43	0.0970
061-111-15	\$14.43	0.0970
061-111-18	\$14.43	0.0970
061-111-19	\$14.43	0.0970
061-111-20	\$14.43	0.0970
061-111-22	\$14.43	0.0970
061-111-23	\$14.43	0.0970
061-131-01	\$14.43	0.0970
061-131-04	\$14.43	0.0970
061-131-09	\$14.43	0.0970
061-131-10	\$14.43	0.0970
061-131-11	\$14.43	0.0970
061-131-12	\$14.43	0.0970
061-141-02	\$0.00	0.0000
061-141-04	\$14.43	0.0970
061-141-05	\$0.00	0.0000
061-141-06	\$0.00	0.0000
061-151-01	\$0.00	0.0000
061-151-02	\$14.43	0.0970
061-151-03	\$14.43	0.0970
061-151-04	\$14.43	0.0970
061-151-05	\$14.43	0.0970
061-151-06	\$14.43	0.0970
061-151-07	\$0.00	0.0000
061-151-08	\$0.00	0.0000

**CSA 48 Proposed Benefit
Assessment Rates for FY 2020-21**

ADDITIONAL MATERIALS #12.a

Appendix C

Parcel	Assessment	Effective SFE
061-151-09	\$14.43	0.0970
061-151-10	\$14.43	0.0970
061-151-11	\$0.00	0.0000
061-151-12	\$14.43	0.0970
061-151-13	\$0.00	0.0000
061-171-02	\$14.43	0.0970
061-171-03	\$14.43	0.0970
061-171-04	\$14.43	0.0970
061-172-01	\$14.43	0.0970
061-191-01	\$14.43	0.0970
061-191-02	\$14.43	0.0970
061-191-03	\$14.43	0.0970
061-191-04	\$14.43	0.0970
061-191-05	\$14.43	0.0970
061-191-06	\$14.43	0.0970
061-191-07	\$14.43	0.0970
061-201-02	\$14.43	0.0970
061-201-03	\$14.43	0.0970
061-201-04	\$14.43	0.0970
061-201-08	\$14.43	0.0970
061-201-09	\$14.43	0.0970
061-202-02	\$14.43	0.0970
061-202-03	\$14.43	0.0970
061-202-04	\$3.38	0.0227
061-202-05	\$14.43	0.0970
061-202-08	\$14.43	0.0970
061-203-02	\$14.43	0.0970
061-211-01	\$14.43	0.0970
061-211-02	\$14.43	0.0970
061-211-03	\$14.43	0.0970
061-211-04	\$14.43	0.0970
061-211-08	\$14.43	0.0970
061-211-09	\$14.43	0.0970
061-211-10	\$14.43	0.0970
061-211-11	\$14.43	0.0970
061-211-12	\$3.38	0.0227
061-211-13	\$14.43	0.0970
061-211-14	\$14.43	0.0970
061-211-15	\$14.43	0.0970
061-212-02	\$14.43	0.0970
061-212-03	\$14.43	0.0970
061-212-04	\$14.43	0.0970
061-212-09	\$14.43	0.0970
061-212-10	\$14.43	0.0970
061-212-12	\$14.43	0.0970
061-212-13	\$28.85	0.1940
061-212-14	\$14.43	0.0970
061-222-03	\$14.43	0.0970
061-222-04	\$14.43	0.0970
061-222-05	\$14.43	0.0970

**CSA 48 Proposed Benefit
Assessment Rates for FY 2020-21**

ADDITIONAL MATERIALS #12.a

Appendix C

Parcel	Assessment	Effective SFE
061-232-01	\$0.00	0.0000
061-232-03	\$14.43	0.0970
061-241-01	\$14.43	0.0970
061-241-02	\$14.43	0.0970
061-241-03	\$14.43	0.0970
061-241-04	\$14.43	0.0970
061-241-08	\$14.43	0.0970
061-242-02	\$14.43	0.0970
061-242-03	\$14.43	0.0970
061-242-04	\$14.43	0.0970
061-242-05	\$14.43	0.0970
061-242-08	\$14.43	0.0970
061-242-09	\$3.38	0.0227
061-242-10	\$3.38	0.0227
061-242-11	\$14.43	0.0970
061-242-12	\$14.43	0.0970
061-242-13	\$14.43	0.0970
061-242-14	\$14.43	0.0970
061-242-15	\$14.43	0.0970
061-242-16	\$14.43	0.0970
061-242-17	\$14.43	0.0970
061-242-18	\$14.43	0.0970
061-251-03	\$14.43	0.0970
061-251-04	\$14.43	0.0970
061-251-05	\$14.43	0.0970
061-251-07	\$14.43	0.0970
061-251-08	\$14.43	0.0970
061-251-09	\$14.43	0.0970
061-251-11	\$14.43	0.0970
061-251-12	\$14.43	0.0970
061-251-15	\$14.43	0.0970
061-251-16	\$14.43	0.0970
061-252-01	\$14.43	0.0970
061-252-03	\$14.43	0.0970
061-261-02	\$14.43	0.0970
061-261-05	\$14.43	0.0970
061-261-06	\$14.43	0.0970
061-261-07	\$14.43	0.0970
061-261-09	\$14.43	0.0970
061-261-15	\$14.43	0.0970
061-261-16	\$14.43	0.0970
061-261-19	\$14.43	0.0970
061-261-20	\$14.43	0.0970
061-261-21	\$14.43	0.0970
061-262-01	\$14.43	0.0970
061-262-02	\$14.43	0.0970
061-262-05	\$14.43	0.0970
061-262-10	\$14.43	0.0970
061-262-11	\$14.43	0.0970
061-262-12	\$14.43	0.0970

**CSA 48 Proposed Benefit
Assessment Rates for FY 2020-21**

Parcel	Assessment	Effective SFE
061-262-13	\$14.43	0.0970
061-262-14	\$14.43	0.0970
061-262-15	\$14.43	0.0970
061-262-16	\$14.43	0.0970
061-262-17	\$14.43	0.0970
061-262-18	\$14.43	0.0970
061-262-19	\$14.43	0.0970
061-262-20	\$14.43	0.0970
061-262-21	\$14.43	0.0970
061-271-02	\$14.43	0.0970
061-271-03	\$14.43	0.0970
061-282-07	\$14.43	0.0970
061-282-08	\$14.43	0.0970
061-282-09	\$14.43	0.0970
061-282-10	\$14.43	0.0970
061-282-11	\$14.43	0.0970
061-282-12	\$14.43	0.0970
061-282-13	\$14.43	0.0970
061-282-14	\$14.43	0.0970
061-282-15	\$14.43	0.0970
061-282-16	\$14.43	0.0970
061-282-17	\$14.43	0.0970
061-282-19	\$14.43	0.0970
061-282-20	\$14.43	0.0970
061-291-04	\$14.43	0.0970
061-291-05	\$14.43	0.0970
061-291-07	\$14.43	0.0970
061-291-08	\$14.43	0.0970
061-291-09	\$14.43	0.0970
061-291-10	\$14.43	0.0970
061-291-11	\$14.43	0.0970
061-291-12	\$14.43	0.0970
061-291-13	\$14.43	0.0970
061-291-14	\$14.43	0.0970
061-291-15	\$14.43	0.0970
061-291-16	\$14.43	0.0970
061-291-19	\$14.43	0.0970
061-291-20	\$14.43	0.0970
061-291-21	\$14.43	0.0970
061-291-22	\$14.43	0.0970
061-292-01	\$14.43	0.0970
061-292-04	\$14.43	0.0970
061-292-05	\$14.43	0.0970
061-292-06	\$14.43	0.0970
061-292-14	\$14.43	0.0970
061-292-15	\$14.43	0.0970
061-292-16	\$14.43	0.0970
061-292-17	\$14.43	0.0970
061-292-18	\$14.43	0.0970
061-292-21	\$14.43	0.0970

**CSA 48 Proposed Benefit
Assessment Rates for FY 2020-21**

ADDITIONAL MATERIALS #12.a

Appendix C

Parcel	Assessment	Effective SFE
061-292-22	\$14.43	0.0970
061-292-23	\$14.43	0.0970
061-292-24	\$14.43	0.0970
061-292-25	\$14.43	0.0970
061-292-27	\$14.43	0.0970
061-292-28	\$14.43	0.0970
061-292-29	\$14.43	0.0970
061-292-30	\$14.43	0.0970
061-292-31	\$14.43	0.0970
061-292-32	\$14.43	0.0970
061-292-33	\$14.43	0.0970
061-292-34	\$14.43	0.0970
061-292-35	\$14.43	0.0970
061-301-02	\$14.43	0.0970
061-301-03	\$14.43	0.0970
061-301-04	\$14.43	0.0970
061-301-06	\$14.43	0.0970
061-301-09	\$14.43	0.0970
061-301-10	\$14.43	0.0970
061-301-12	\$14.43	0.0970
061-301-13	\$14.43	0.0970
061-301-14	\$14.43	0.0970
061-301-15	\$14.43	0.0970
061-301-16	\$14.43	0.0970
061-301-17	\$14.43	0.0970
061-301-18	\$14.43	0.0970
061-301-19	\$14.43	0.0970
061-301-20	\$3.38	0.0227
061-301-21	\$14.43	0.0970
061-302-01	\$14.43	0.0970
061-302-02	\$14.43	0.0970
061-302-06	\$14.43	0.0970
061-302-09	\$14.43	0.0970
061-302-10	\$14.43	0.0970
061-302-11	\$14.43	0.0970
061-302-12	\$14.43	0.0970
061-302-14	\$14.43	0.0970
061-302-15	\$14.43	0.0970
061-302-16	\$14.43	0.0970
061-311-15	\$144.26	0.9700
061-311-16	\$0.00	0.0000
061-311-17	\$156.01	1.0490
061-311-18	\$33.70	0.2266
061-311-19	\$33.70	0.2266
061-311-20	\$0.00	0.0000
061-311-21	\$33.70	0.2266
061-321-40	\$3,699.29	24.8742
061-321-46	\$2.54	0.0171
061-421-04	\$144.26	0.9700
061-421-05	\$144.26	0.9700

**CSA 48 Proposed Benefit
Assessment Rates for FY 2020-21**

ADDITIONAL MATERIALS #12.a

Appendix C

Parcel	Assessment	Effective SFE
061-421-06	\$150.13	1.0095
061-421-09	\$144.26	0.9700
061-421-10	\$144.26	0.9700
061-421-11	\$150.13	1.0095
061-421-12	\$0.15	0.0010
061-421-13	\$0.15	0.0010
061-421-14	\$144.26	0.9700
061-421-15	\$144.26	0.9700
061-431-01	\$49.76	0.3346
061-431-03	\$42.27	0.2842
061-481-01	\$14.43	0.0970
061-481-02	\$14.43	0.0970
061-481-03	\$0.00	0.0000
061-481-04	\$14.43	0.0970
061-481-05	\$0.00	0.0000
061-482-01	\$0.00	0.0000
061-482-02	\$0.00	0.0000
061-482-05	\$14.43	0.0970
061-482-06	\$14.43	0.0970
061-482-07	\$14.43	0.0970
061-482-08	\$14.43	0.0970
061-482-09	\$14.43	0.0970
061-483-01	\$14.43	0.0970
061-483-02	\$14.43	0.0970
061-483-03	\$14.43	0.0970
061-483-04	\$14.43	0.0970
061-483-05	\$14.43	0.0970
061-483-06	\$14.43	0.0970
061-491-01	\$14.43	0.0970
061-491-02	\$14.43	0.0970
061-491-03	\$14.43	0.0970
061-491-04	\$14.43	0.0970
061-491-05	\$14.43	0.0970
061-491-06	\$14.43	0.0970
061-491-07	\$14.43	0.0970
061-491-08	\$14.43	0.0970
061-501-01	\$14.43	0.0970
061-511-01	\$0.00	0.0000
061-511-02	\$14.43	0.0970
061-511-03	\$14.43	0.0970
061-511-04	\$0.01	0.0001
061-511-05	\$14.43	0.0970
061-511-06	\$14.43	0.0970
061-511-07	\$14.43	0.0970
061-511-08	\$14.43	0.0970
061-511-09	\$14.43	0.0970
061-511-10	\$14.43	0.0970
061-512-01	\$14.43	0.0970
061-512-02	\$14.43	0.0970
061-512-03	\$14.43	0.0970

**CSA 48 Proposed Benefit
Assessment Rates for FY 2020-21**

Parcel	Assessment	Effective SFE
062-041-49	\$98.88	0.6649
062-051-01	\$249.94	1.6806
062-051-02	\$154.77	1.0407
062-051-03	\$160.83	1.0814
062-051-04	\$166.88	1.1221
062-051-05	\$167.74	1.1279
062-061-12	\$150.13	1.0095
062-061-13	\$178.98	1.2035
062-061-14	\$160.83	1.0814
062-061-15	\$33.70	0.2266
062-061-16	\$154.77	1.0407
062-061-17	\$160.83	1.0814
062-061-18	\$309.55	2.0814
062-061-19	\$160.83	1.0814
062-061-20	\$339.81	2.2849
062-061-21	\$178.98	1.2035
062-071-04	\$166.88	1.1221
062-071-08	\$148.72	1.0000
062-071-13	\$172.93	1.1628
062-071-14	\$376.13	2.5291
062-071-15	\$33.70	0.2266
062-071-16	\$154.77	1.0407
062-071-17	\$458.27	3.0814
062-071-18	\$154.77	1.0407
062-071-19	\$33.70	0.2266
062-071-20	\$434.28	2.9201
062-071-21	\$150.13	1.0095
062-081-05	\$185.04	1.2442
062-081-09	\$678.27	4.5607
062-081-10	\$156.01	1.0490
062-081-11	\$33.70	0.2266
062-081-12	\$150.13	1.0095
062-081-13	\$203.20	1.3663
062-081-16	\$0.00	0.0000
062-081-18	\$160.83	1.0814
062-081-22	\$160.83	1.0814
062-081-23	\$166.88	1.1221
062-081-25	\$300.27	2.0190
062-081-26	\$282.72	1.9010
062-081-27	\$657.92	4.4239
062-091-03	\$40.85	0.2747
062-092-02	\$175.22	1.1782
062-092-04	\$623.35	4.1914
062-092-05	\$36.48	0.2453
062-092-07	\$219.72	1.4774
062-092-08	\$36.48	0.2453
062-092-11	\$174.89	1.1760
062-092-12	\$182.02	1.2239
062-101-01	\$36.73	0.2470
062-101-03	\$14.52	0.0976

**CSA 48 Proposed Benefit
Assessment Rates for FY 2020-21**

ADDITIONAL MATERIALS #12.a

Appendix C

Parcel	Assessment	Effective SFE
062-101-04	\$438.26	2.9469
062-101-10	\$303.02	2.0375
062-101-12	\$303.02	2.0375
062-101-14	\$168.87	1.1355
062-101-15	\$456.56	3.0699
062-102-01	\$194.29	1.3064
062-111-01	\$40.85	0.2747
062-111-03	\$168.87	1.1355
062-111-04	\$0.16	0.0011
062-111-05	\$200.64	1.3491
062-111-06	\$162.51	1.0927
062-111-07	\$0.00	0.0000
062-111-08	\$303.02	2.0375
062-111-09	\$310.14	2.0854
062-112-06	\$175.22	1.1782
062-112-08	\$207.00	1.3919
062-112-09	\$187.94	1.2637
062-112-12	\$288.59	1.9405
062-112-13	\$191.09	1.2849
062-112-15	\$34.74	0.2336
062-112-19	\$34.74	0.2336
062-112-20	\$175.22	1.1782
062-112-22	\$193.68	1.3023
062-112-23	\$196.25	1.3196
062-121-08	\$209.25	1.4070
062-121-09	\$245.57	1.6512
062-121-10	\$34.74	0.2336
062-121-11	\$257.67	1.7326
062-122-02	\$215.30	1.4477
062-122-03	\$339.81	2.2849
062-131-03	\$148.72	1.0000
062-131-05	\$287.94	1.9361
062-131-09	\$36.48	0.2453
062-131-11	\$315.75	2.1231
062-131-13	\$232.42	1.5628
062-131-15	\$162.57	1.0931
062-131-18	\$363.16	2.4419
062-131-21	\$200.64	1.3491
062-131-22	\$6.72	0.0452
062-131-23	\$238.78	1.6056
062-131-24	\$36.48	0.2453
062-131-25	\$36.48	0.2453
062-131-26	\$194.29	1.3064
062-141-02	\$19.59	0.1317
062-141-03	\$181.88	1.2230
062-141-04	\$182.24	1.2254
062-141-05	\$466.74	3.1384
062-141-06	\$516.56	3.4734
062-141-07	\$163.82	1.1015
062-141-08	\$40.85	0.2747

**CSA 48 Proposed Benefit
Assessment Rates for FY 2020-21**

Parcel	Assessment	Effective SFE
062-141-09	\$480.98	3.2341
062-151-01	\$6.41	0.0431
062-151-02	\$171.00	1.1498
062-151-03	\$550.20	3.6996
062-161-01	\$22.17	0.1491
062-161-02	\$0.00	0.0000
062-171-01	\$168.87	1.1355
062-171-02	\$189.13	1.2717
062-171-03	\$189.13	1.2717
062-171-06	\$40.85	0.2747
062-171-07	\$40.85	0.2747
062-171-08	\$217.61	1.4632
062-171-11	\$162.51	1.0927
062-171-12	\$0.31	0.0021
062-171-13	\$210.48	1.4153
062-172-01	\$36.48	0.2453
062-172-02	\$162.51	1.0927
062-172-03	\$162.51	1.0927
062-172-04	\$162.51	1.0927
062-172-05	\$36.48	0.2453
062-172-06	\$162.51	1.0927
062-172-07	\$36.48	0.2453
062-172-08	\$162.51	1.0927
062-172-09	\$168.87	1.1355
062-172-15	\$36.48	0.2453
062-172-18	\$36.48	0.2453
062-172-22	\$36.48	0.2453
062-172-23	\$36.48	0.2453
062-172-24	\$168.87	1.1355
062-172-25	\$168.81	1.1351
062-173-01	\$162.51	1.0927
062-173-03	\$36.48	0.2453
062-173-04	\$162.51	1.0927
062-173-05	\$36.48	0.2453
062-173-06	\$162.51	1.0927
062-173-07	\$36.48	0.2453
062-173-10	\$0.48	0.0032
062-173-11	\$36.48	0.2453
062-181-06	\$69.72	0.4688
062-181-07	\$5.50	0.0370
062-181-09	\$17.82	0.1198
062-181-10	\$15.90	0.1069
062-181-12	\$44.75	0.3009
062-191-01	\$0.00	0.0000
062-191-03	\$8.48	0.0570
062-191-07	\$2.02	0.0136
062-191-08	\$43.46	0.2922
062-191-09	\$3.90	0.0262
062-191-10	\$106.10	0.7134
062-191-11	\$205.55	1.3821

**CSA 48 Proposed Benefit
Assessment Rates for FY 2020-21**

Parcel	Assessment	Effective SFE
062-191-12	\$6.50	0.0437
062-201-01	\$12.20	0.0820
062-201-09	\$315.60	2.1221
062-201-10	\$5.31	0.0357
062-201-12	\$302.33	2.0329
062-201-13	\$506.69	3.4070
062-201-14	\$469.09	3.1542
062-211-02	\$29.73	0.1999
062-211-10	\$8.39	0.0564
062-211-15	\$585.60	3.9376
062-211-21	\$435.79	2.9303
062-211-27	\$397.66	2.6739
062-211-30	\$47.31	0.3181
062-211-31	\$423.09	2.8449
062-211-32	\$488.10	3.2820
062-221-02	\$109.93	0.7392
062-221-03	\$18.43	0.1239
062-221-11	\$22.37	0.1504
062-221-12	\$4.48	0.0301
062-231-01	\$213.35	1.4346
062-231-02	\$363.16	2.4419
062-231-06	\$160.83	1.0814
062-231-07	\$168.87	1.1355
062-231-08	\$34.74	0.2336
062-231-09	\$226.07	1.5201
062-231-10	\$344.09	2.3137
062-231-11	\$168.87	1.1355
062-232-01	\$350.44	2.3564
062-241-01	\$0.00	0.0000
062-241-03	\$1.41	0.0095
062-241-04	\$17.34	0.1166
062-241-06	\$543.84	3.6568
062-241-07	\$187.94	1.2637
062-241-08	\$735.41	4.9449
062-251-03	\$190.55	1.2813
062-261-01	\$6.72	0.0452
062-261-02	\$15.59	0.1048
062-261-03	\$35.35	0.2377
062-261-04	\$2.02	0.0136
063-011-01	\$19.21	0.1292
063-011-09	\$1.73	0.0116
063-011-10	\$181.57	1.2209
063-011-11	\$181.57	1.2209
063-011-16	\$168.87	1.1355
063-011-17	\$168.87	1.1355
063-011-20	\$168.87	1.1355
063-011-23	\$325.03	2.1855
063-011-25	\$313.10	2.1053
063-011-26	\$165.06	1.1099
063-011-28	\$157.09	1.0563

**CSA 48 Proposed Benefit
Assessment Rates for FY 2020-21**

Parcel	Assessment	Effective SFE
063-011-29	\$175.22	1.1782
063-011-31	\$175.22	1.1782
063-011-33	\$161.63	1.0868
063-011-34	\$36.48	0.2453
063-021-06	\$626.19	4.2105
063-021-11	\$198.87	1.3372
063-021-15	\$181.57	1.2209
063-021-17	\$181.57	1.2209
063-021-19	\$212.79	1.4308
063-021-21	\$205.83	1.3840
063-021-22	\$213.35	1.4346
063-021-23	\$36.48	0.2453
063-021-25	\$1.37	0.0092
063-021-26	\$39.95	0.2686
063-021-27	\$36.48	0.2453
063-021-29	\$181.57	1.2209
063-021-30	\$212.79	1.4308
063-021-31	\$205.83	1.3840
063-021-32	\$39.95	0.2686
063-021-33	\$156.78	1.0542
063-021-34	\$156.78	1.0542
063-021-36	\$15.91	0.1070
063-022-04	\$39.95	0.2686
063-022-05	\$317.20	2.1329
063-022-06	\$453.43	3.0489
063-022-07	\$205.83	1.3840
063-022-09	\$198.87	1.3372
063-022-10	\$172.05	1.1569
063-031-02	\$13.30	0.0894
063-031-03	\$545.49	3.6679
063-041-02	\$191.91	1.2904
063-041-04	\$0.00	0.0000
063-041-07	\$0.94	0.0063
063-041-08	\$200.95	1.3512
063-041-09	\$156.32	1.0511
063-042-03	\$175.82	1.1822
063-042-17	\$36.48	0.2453
063-042-18	\$187.94	1.2637
063-042-19	\$376.86	2.5340
063-042-20	\$418.63	2.8149
063-051-06	\$199.34	1.3404
063-051-08	\$199.34	1.3404
063-051-09	\$199.34	1.3404
063-051-12	\$191.55	1.2880
063-051-13	\$44.75	0.3009
063-051-14	\$199.34	1.3404
063-052-01	\$191.55	1.2880
063-052-02	\$199.34	1.3404
063-052-03	\$199.34	1.3404
063-052-04	\$199.34	1.3404

**CSA 48 Proposed Benefit
Assessment Rates for FY 2020-21**

ADDITIONAL MATERIALS #12.a

Appendix C

Parcel	Assessment	Effective SFE
063-052-05	\$199.34	1.3404
063-052-06	\$191.55	1.2880
063-052-07	\$199.34	1.3404
063-052-08	\$199.34	1.3404
063-052-09	\$383.10	2.5760
063-052-10	\$199.34	1.3404
063-052-11	\$174.89	1.1760
063-052-12	\$191.55	1.2880
063-052-13	\$171.03	1.1500
063-052-14	\$171.03	1.1500
063-052-15	\$177.99	1.1968
063-052-16	\$177.99	1.1968
063-052-17	\$177.99	1.1968
063-052-18	\$171.03	1.1500
063-052-20	\$177.99	1.1968
063-052-22	\$199.34	1.3404
063-052-23	\$177.99	1.1968
063-052-24	\$349.02	2.3468
063-052-25	\$177.99	1.1968
063-052-26	\$199.34	1.3404
063-052-27	\$39.95	0.2686
063-053-01	\$199.34	1.3404
063-053-02	\$199.34	1.3404
063-053-03	\$44.75	0.3009
063-053-04	\$44.75	0.3009
063-053-05	\$199.34	1.3404
063-053-06	\$199.34	1.3404
063-053-07	\$191.55	1.2880
063-053-08	\$199.34	1.3404
063-053-09	\$199.34	1.3404
063-053-10	\$39.95	0.2686
063-053-11	\$177.99	1.1968
063-053-12	\$39.95	0.2686
063-053-13	\$349.02	2.3468
063-054-01	\$199.34	1.3404
063-054-02	\$199.34	1.3404
063-061-02	\$171.03	1.1500
063-061-03	\$418.63	2.8149
063-061-07	\$269.51	1.8122
063-061-10	\$5.74	0.0386
063-061-18	\$214.95	1.4453
063-061-26	\$6.32	0.0425
063-061-27	\$230.53	1.5501
063-061-28	\$44.75	0.3009
063-061-29	\$873.61	5.8742
063-061-30	\$230.53	1.5501
063-061-32	\$222.74	1.4977
063-061-33	\$253.92	1.7074
063-061-34	\$207.14	1.3928
063-061-35	\$422.08	2.8381

**CSA 48 Proposed Benefit
Assessment Rates for FY 2020-21**

ADDITIONAL MATERIALS #12.a

Appendix C

Parcel	Assessment	Effective SFE
063-061-36	\$207.14	1.3928
063-061-37	\$44.75	0.3009
063-061-38	\$9.77	0.0657
063-061-39	\$2.48	0.0167
063-061-40	\$269.51	1.8122
063-071-01	\$48.66	0.3272
063-071-04	\$14.95	0.1005
063-071-05	\$198.87	1.3372
063-071-08	\$222.74	1.4977
063-071-09	\$203.37	1.3675
063-071-10	\$203.37	1.3675
063-071-11	\$203.37	1.3675
063-071-12	\$203.37	1.3675
063-071-13	\$203.37	1.3675
063-071-17	\$10.95	0.0736
063-071-19	\$11.72	0.0788
063-071-20	\$1.22	0.0082
063-071-21	\$159.44	1.0721
063-071-22	\$157.41	1.0584
063-071-24	\$44.75	0.3009
063-071-26	\$39.95	0.2686
063-071-27	\$230.53	1.5501
063-071-28	\$8.43	0.0567
063-081-06	\$184.95	1.2436
063-081-08	\$184.95	1.2436
063-081-10	\$184.95	1.2436
063-081-11	\$362.94	2.4404
063-081-13	\$372.89	2.5073
063-081-14	\$233.67	1.5712
063-081-17	\$484.26	3.2562
063-081-18	\$411.67	2.7681
063-081-19	\$198.87	1.3372
063-081-20	\$205.83	1.3840
063-082-04	\$191.91	1.2904
063-082-05	\$205.83	1.3840
063-082-06	\$342.06	2.3000
063-082-10	\$172.74	1.1615
063-082-12	\$198.87	1.3372
063-082-13	\$418.63	2.8149
063-091-04	\$233.67	1.5712
063-091-05	\$404.70	2.7212
063-091-07	\$13.68	0.0920
063-091-09	\$11.69	0.0786
063-091-10	\$0.39	0.0026
063-091-11	\$4.02	0.0270
063-091-13	\$8.63	0.0580
063-091-14	\$177.99	1.1968
063-091-15	\$1,560.01	10.4896
063-091-16	\$460.39	3.0957
063-091-17	\$198.87	1.3372

**CSA 48 Proposed Benefit
Assessment Rates for FY 2020-21**

Parcel	Assessment	Effective SFE
063-091-19	\$39.95	0.2686
063-091-20	\$196.34	1.3202
063-101-02	\$1,276.30	8.5819
063-101-04	\$16.67	0.1121
063-101-08	\$19.54	0.1314
063-101-09	\$38.89	0.2615
063-101-22	\$32.75	0.2202
063-101-23	\$1.15	0.0077
063-101-24	\$269.51	1.8122
063-101-25	\$269.51	1.8122
063-101-26	\$253.92	1.7074
063-101-27	\$269.51	1.8122
063-101-38	\$461.06	3.1002
063-101-40	\$261.72	1.7598
063-101-41	\$261.72	1.7598
063-101-42	\$0.00	0.0000
063-101-43	\$269.51	1.8122
063-101-44	\$230.53	1.5501
063-101-45	\$14.17	0.0953
063-113-01	\$207.14	1.3928
063-113-02	\$199.34	1.3404
063-113-03	\$199.34	1.3404
063-113-04	\$199.34	1.3404
063-113-05	\$177.99	1.1968
063-113-06	\$184.95	1.2436
063-113-07	\$199.34	1.3404
063-113-08	\$184.95	1.2436
063-113-09	\$214.95	1.4453
063-113-10	\$222.74	1.4977
063-113-11	\$199.34	1.3404
063-113-12	\$199.34	1.3404
063-113-13	\$207.14	1.3928
063-113-14	\$214.95	1.4453
063-113-15	\$222.74	1.4977
063-113-16	\$44.75	0.3009
063-113-19	\$199.34	1.3404
063-113-21	\$199.34	1.3404
063-113-22	\$406.50	2.7333
063-113-23	\$300.70	2.0219
063-121-04	\$172.57	1.1604
063-121-06	\$474.57	3.1910
063-121-07	\$7.66	0.0515
063-121-09	\$388.58	2.6128
063-121-11	\$187.94	1.2637
063-121-13	\$181.57	1.2209
063-121-14	\$39.95	0.2686
063-121-15	\$181.57	1.2209
063-121-16	\$233.67	1.5712
063-122-05	\$36.48	0.2453
063-122-06	\$198.87	1.3372

**CSA 48 Proposed Benefit
Assessment Rates for FY 2020-21**

Parcel	Assessment	Effective SFE
063-122-07	\$310.24	2.0861
063-122-09	\$268.48	1.8053
063-122-10	\$39.95	0.2686
063-132-01	\$187.94	1.2637
063-132-02	\$194.29	1.3064
063-132-03	\$6.13	0.0412
063-132-04	\$36.48	0.2453
063-132-05	\$175.77	1.1819
063-132-06	\$40.85	0.2747
063-132-07	\$187.94	1.2637
063-132-08	\$1,747.22	11.7484
063-132-09	\$44.75	0.3009
063-141-01	\$162.51	1.0927
063-141-02	\$177.99	1.1968
063-141-03	\$177.99	1.1968
063-141-04	\$36.48	0.2453
063-141-05	\$177.99	1.1968
063-141-08	\$177.99	1.1968
063-141-10	\$177.99	1.1968
063-141-11	\$177.99	1.1968
063-141-14	\$39.95	0.2686
063-141-18	\$177.99	1.1968
063-141-20	\$349.02	2.3468
063-141-22	\$184.95	1.2436
063-141-23	\$36.48	0.2453
063-151-08	\$39.95	0.2686
063-151-10	\$39.95	0.2686
063-151-12	\$191.91	1.2904
063-151-13	\$177.99	1.1968
063-151-14	\$177.99	1.1968
063-151-18	\$175.22	1.1782
063-151-19	\$233.67	1.5712
063-152-06	\$184.95	1.2436
063-152-07	\$184.95	1.2436
063-152-10	\$39.95	0.2686
063-152-11	\$39.95	0.2686
063-152-14	\$171.03	1.1500
063-152-15	\$171.03	1.1500
063-152-16	\$177.99	1.1968
063-152-17	\$177.99	1.1968
063-152-21	\$230.53	1.5501
063-161-01	\$162.51	1.0927
063-161-02	\$162.51	1.0927
063-161-03	\$162.51	1.0927
063-161-07	\$162.51	1.0927
063-161-10	\$162.51	1.0927
063-171-01	\$191.55	1.2880
063-171-02	\$177.99	1.1968
063-171-03	\$177.99	1.1968
063-171-04	\$171.03	1.1500

**CSA 48 Proposed Benefit
Assessment Rates for FY 2020-21**

ADDITIONAL MATERIALS #12.a

Appendix C

Parcel	Assessment	Effective SFE
063-171-05	\$171.03	1.1500
063-172-01	\$177.99	1.1968
063-172-02	\$177.99	1.1968
063-172-03	\$39.95	0.2686
063-172-04	\$177.99	1.1968
063-172-05	\$171.03	1.1500
063-172-06	\$199.34	1.3404
063-172-07	\$44.75	0.3009
063-172-08	\$718.33	4.8301
063-181-10	\$162.51	1.0927
063-181-11	\$156.16	1.0500
063-181-13	\$162.51	1.0927
063-181-16	\$162.51	1.0927
063-181-17	\$162.51	1.0927
063-182-01	\$162.51	1.0927
063-182-02	\$187.94	1.2637
063-191-03	\$162.51	1.0927
063-191-04	\$36.48	0.2453
063-191-07	\$0.00	0.0000
063-191-08	\$0.00	0.0000
063-191-11	\$168.87	1.1355
063-191-15	\$0.00	0.0000
063-191-16	\$168.87	1.1355
063-192-03	\$162.51	1.0927
063-192-05	\$162.51	1.0927
063-192-09	\$162.51	1.0927
063-192-10	\$0.00	0.0000
063-192-11	\$162.51	1.0927
063-192-12	\$162.51	1.0927
063-193-01	\$162.51	1.0927
063-193-04	\$162.51	1.0927
063-193-05	\$162.51	1.0927
063-201-01	\$162.51	1.0927
063-201-03	\$162.51	1.0927
063-201-04	\$162.51	1.0927
063-202-03	\$0.00	0.0000
063-202-04	\$168.87	1.1355
063-202-06	\$162.51	1.0927
063-202-09	\$156.16	1.0500
063-211-01	\$199.34	1.3404
063-211-02	\$199.34	1.3404
063-211-03	\$44.75	0.3009
063-211-04	\$199.34	1.3404
063-211-05	\$199.34	1.3404
063-211-06	\$199.34	1.3404
063-211-07	\$199.34	1.3404
063-211-08	\$44.75	0.3009
063-211-09	\$191.55	1.2880
063-211-10	\$191.55	1.2880
063-211-11	\$191.55	1.2880

**CSA 48 Proposed Benefit
Assessment Rates for FY 2020-21**

ADDITIONAL MATERIALS #12.a

Appendix C

Parcel	Assessment	Effective SFE
063-211-12	\$207.14	1.3928
063-211-13	\$199.34	1.3404
063-211-14	\$199.34	1.3404
063-211-16	\$191.55	1.2880
063-211-19	\$199.34	1.3404
063-211-20	\$199.34	1.3404
063-211-21	\$199.34	1.3404
063-211-22	\$230.53	1.5501
063-211-23	\$199.34	1.3404
063-211-24	\$44.75	0.3009
063-211-25	\$199.34	1.3404
063-211-26	\$199.34	1.3404
063-211-27	\$199.34	1.3404
063-211-28	\$199.34	1.3404
063-211-29	\$199.34	1.3404
063-211-32	\$199.34	1.3404
063-211-33	\$199.34	1.3404
063-211-34	\$44.75	0.3009
063-211-35	\$199.34	1.3404
063-211-36	\$199.34	1.3404
063-211-37	\$199.34	1.3404
063-211-38	\$199.34	1.3404
063-211-39	\$199.34	1.3404
063-211-40	\$199.34	1.3404
063-211-41	\$199.34	1.3404
063-211-42	\$199.34	1.3404
063-211-45	\$199.34	1.3404
063-211-46	\$44.75	0.3009
063-211-47	\$0.00	0.0000
063-211-48	\$199.34	1.3404
063-211-49	\$199.34	1.3404
063-212-01	\$199.34	1.3404
063-212-02	\$199.34	1.3404
063-212-03	\$199.34	1.3404
063-212-04	\$199.34	1.3404
063-212-05	\$199.34	1.3404
063-213-01	\$199.34	1.3404
063-213-02	\$191.55	1.2880
063-213-03	\$199.34	1.3404
063-213-04	\$199.34	1.3404
063-213-05	\$199.34	1.3404
063-213-06	\$199.34	1.3404
063-213-07	\$199.34	1.3404
063-213-08	\$199.34	1.3404
063-213-11	\$199.34	1.3404
063-213-13	\$191.55	1.2880
063-213-14	\$44.75	0.3009
063-213-15	\$44.75	0.3009
063-213-16	\$199.34	1.3404
063-213-17	\$199.34	1.3404

**CSA 48 Proposed Benefit
Assessment Rates for FY 2020-21**

Parcel	Assessment	Effective SFE
063-213-20	\$199.34	1.3404
063-213-21	\$199.34	1.3404
063-213-22	\$199.34	1.3404
063-214-01	\$199.34	1.3404
063-214-02	\$199.34	1.3404
063-214-03	\$199.34	1.3404
063-214-04	\$199.34	1.3404
063-215-01	\$0.00	0.0000
063-221-01	\$199.34	1.3404
063-221-02	\$199.34	1.3404
063-221-03	\$199.34	1.3404
063-221-06	\$199.34	1.3404
063-221-09	\$199.34	1.3404
063-221-10	\$199.34	1.3404
063-221-11	\$199.34	1.3404
063-221-12	\$199.34	1.3404
063-221-16	\$199.34	1.3404
063-221-17	\$199.34	1.3404
063-221-18	\$199.34	1.3404
063-221-19	\$177.99	1.1968
063-221-20	\$199.34	1.3404
063-221-21	\$199.34	1.3404
063-221-22	\$199.34	1.3404
063-221-23	\$199.34	1.3404
063-221-24	\$199.34	1.3404
063-221-25	\$44.75	0.3009
063-221-26	\$199.34	1.3404
063-221-27	\$199.34	1.3404
063-221-28	\$390.90	2.6284
063-221-29	\$199.34	1.3404
063-221-30	\$199.34	1.3404
063-221-31	\$199.34	1.3404
063-221-34	\$199.34	1.3404
063-221-35	\$199.34	1.3404
063-221-36	\$199.34	1.3404
063-221-37	\$199.34	1.3404
063-221-38	\$199.34	1.3404
063-221-39	\$199.34	1.3404
063-221-40	\$199.34	1.3404
063-221-44	\$199.34	1.3404
063-221-45	\$0.00	0.0000
063-221-46	\$199.34	1.3404
063-221-47	\$184.95	1.2436
063-221-48	\$199.34	1.3404
063-221-50	\$198.65	1.3357
063-231-04	\$15.32	0.1030
063-232-02	\$39.95	0.2686
063-241-01	\$191.55	1.2880
063-241-02	\$191.55	1.2880
063-241-03	\$191.55	1.2880

**CSA 48 Proposed Benefit
Assessment Rates for FY 2020-21**

Parcel	Assessment	Effective SFE
063-241-04	\$300.70	2.0219
063-241-05	\$246.13	1.6550
063-241-06	\$277.30	1.8646
063-241-07	\$199.34	1.3404
063-241-08	\$199.34	1.3404
063-241-09	\$207.14	1.3928
063-241-10	\$214.95	1.4453
063-241-12	\$277.30	1.8646
063-241-13	\$269.51	1.8122
063-241-14	\$230.53	1.5501
063-251-01	\$40.85	0.2747
063-251-02	\$0.77	0.0052
063-251-03	\$44.08	0.2964
064-011-01	\$0.00	0.0000
064-011-02	\$0.00	0.0000
064-201-13	\$44.75	0.3009
064-201-14	\$44.75	0.3009
064-201-34	\$0.00	0.0000
064-201-69	\$0.00	0.0000
064-201-78	\$203.24	1.3666
064-201-79	\$15.90	0.1069
064-201-80	\$9.58	0.0644
064-211-67	\$44.75	0.3009
064-211-68	\$44.75	0.3009
064-211-72	\$390.76	2.6275
064-211-79	\$254.56	1.7117
064-211-80	\$275.44	1.8521
064-211-81	\$191.91	1.2904
064-211-83	\$205.83	1.3840
064-211-85	\$439.51	2.9553
071-031-42	\$39.95	0.2686
071-031-57	\$39.95	0.2686
071-031-66	\$39.95	0.2686
071-031-68	\$39.95	0.2686
071-151-15	\$129.10	0.8681
071-151-16	\$37.12	0.2496
072-011-01	\$46.36	0.3117
072-011-02	\$15.57	0.1047
072-011-04	\$17.82	0.1198
072-011-05	\$33.02	0.2220
072-011-06	\$8.05	0.0541
072-011-07	\$15.90	0.1069
072-011-08	\$207.14	1.3928
072-022-01	\$7.53	0.0506
072-022-06	\$5.99	0.0403
072-022-07	\$39.95	0.2686
072-081-01	\$39.95	0.2686
072-081-06	\$9.58	0.0644
072-081-28	\$55.68	0.3744
072-392-01	\$0.34	0.0023

**CSA 48 Proposed Benefit
Assessment Rates for FY 2020-21**

Parcel	Assessment	Effective SFE
072-392-02	\$39.95	0.2686
075-311-04	\$0.00	0.0000
075-311-05	\$37.75	0.2538
075-311-06	\$0.00	0.0000
076-051-01	\$37.75	0.2538
076-052-01	\$33.70	0.2266
076-053-01	\$0.15	0.0010
076-053-02	\$0.00	0.0000
076-053-03	\$0.15	0.0010
076-053-04	\$0.15	0.0010
076-053-05	\$33.70	0.2266
076-054-01	\$0.00	0.0000
076-054-02	\$0.00	0.0000
076-054-04	\$0.00	0.0000
076-054-06	\$0.00	0.0000
076-054-07	\$0.00	0.0000
076-054-08	\$0.00	0.0000
076-055-01	\$33.70	0.2266
076-056-01	\$0.00	0.0000
076-056-02	\$0.00	0.0000
076-056-03	\$33.70	0.2266
076-056-04	\$0.00	0.0000
076-056-05	\$0.00	0.0000
076-056-06	\$0.00	0.0000
076-057-01	\$0.00	0.0000
076-057-02	\$0.00	0.0000
076-057-03	\$0.00	0.0000
076-057-04	\$0.00	0.0000
076-057-05	\$0.00	0.0000
076-057-07	\$33.70	0.2266
076-057-08	\$0.00	0.0000
076-058-01	\$33.70	0.2266
076-061-01	\$33.70	0.2266
076-061-02	\$33.70	0.2266
076-061-03	\$33.70	0.2266
076-061-07	\$33.70	0.2266
076-061-08	\$144.26	0.9700
076-061-09	\$0.15	0.0010
076-062-01	\$0.15	0.0010
076-062-02	\$0.00	0.0000
076-062-03	\$0.00	0.0000
076-062-06	\$0.00	0.0000
076-062-07	\$0.00	0.0000
076-062-08	\$0.00	0.0000
076-062-09	\$0.00	0.0000
076-063-01	\$33.70	0.2266
076-063-02	\$0.00	0.0000
076-063-06	\$0.00	0.0000
076-063-07	\$33.70	0.2266
076-063-08	\$0.00	0.0000

**CSA 48 Proposed Benefit
Assessment Rates for FY 2020-21**

ADDITIONAL MATERIALS #12.a

Appendix C

Parcel	Assessment	Effective SFE
076-063-09	\$0.00	0.0000
076-063-10	\$0.15	0.0010
076-064-01	\$33.70	0.2266
076-064-02	\$0.00	0.0000
076-064-03	\$0.00	0.0000
076-064-10	\$33.70	0.2266
076-064-11	\$0.00	0.0000
076-064-12	\$33.70	0.2266
076-064-13	\$33.70	0.2266
076-064-14	\$0.00	0.0000
076-064-15	\$144.26	0.9700
076-064-16	\$33.70	0.2266
076-064-17	\$33.70	0.2266
076-071-01	\$33.70	0.2266
076-071-02	\$0.00	0.0000
076-072-01	\$0.00	0.0000
076-073-01	\$0.28	0.0019
076-073-02	\$0.00	0.0000
076-073-03	\$0.00	0.0000
076-074-02	\$0.00	0.0000
076-074-06	\$0.00	0.0000
076-074-10	\$0.00	0.0000
076-074-11	\$0.28	0.0019
076-075-01	\$0.15	0.0010
076-075-02	\$0.00	0.0000
076-075-03	\$33.70	0.2266
076-075-04	\$33.70	0.2266
076-075-05	\$0.15	0.0010
076-075-06	\$0.00	0.0000
076-075-07	\$0.00	0.0000
076-075-08	\$0.00	0.0000
076-076-01	\$33.70	0.2266
076-076-02	\$33.70	0.2266
076-076-03	\$33.70	0.2266
076-076-04	\$0.00	0.0000
076-077-01	\$33.70	0.2266
076-077-02	\$0.00	0.0000
076-077-03	\$0.00	0.0000
076-077-04	\$0.00	0.0000
076-077-05	\$0.00	0.0000
076-077-07	\$33.70	0.2266
076-077-08	\$0.00	0.0000
076-078-01	\$0.00	0.0000
076-078-02	\$33.70	0.2266
076-078-03	\$33.70	0.2266
076-079-02	\$0.00	0.0000
076-079-04	\$0.00	0.0000
076-079-05	\$0.15	0.0010
076-079-07	\$0.00	0.0000
076-079-08	\$0.00	0.0000

**CSA 48 Proposed Benefit
Assessment Rates for FY 2020-21**

Parcel	Assessment	Effective SFE
076-079-10	\$0.15	0.0010
076-079-11	\$0.00	0.0000
076-081-02	\$0.00	0.0000
076-081-03	\$0.00	0.0000
076-081-04	\$0.00	0.0000
076-081-09	\$0.15	0.0010
076-082-03	\$33.70	0.2266
076-082-04	\$33.70	0.2266
076-082-05	\$0.00	0.0000
076-082-06	\$0.15	0.0010
076-082-07	\$0.15	0.0010
076-082-09	\$0.15	0.0010
076-082-10	\$0.00	0.0000
076-082-11	\$33.70	0.2266
076-082-12	\$144.26	0.9700
076-083-01	\$33.70	0.2266
076-083-02	\$0.15	0.0010
076-083-03	\$33.70	0.2266
076-083-04	\$33.70	0.2266
076-083-05	\$0.00	0.0000
076-083-06	\$0.00	0.0000
076-083-07	\$0.00	0.0000
076-083-08	\$0.00	0.0000
076-083-09	\$0.00	0.0000
076-083-10	\$0.00	0.0000
076-083-11	\$0.00	0.0000
076-084-01	\$0.00	0.0000
076-084-02	\$0.00	0.0000
076-084-05	\$0.00	0.0000
076-084-06	\$0.00	0.0000
076-084-07	\$0.00	0.0000
076-084-08	\$0.00	0.0000
076-084-09	\$0.00	0.0000
076-084-11	\$0.00	0.0000
076-084-12	\$33.70	0.2266
076-084-13	\$33.70	0.2266
076-084-14	\$33.70	0.2266
076-085-01	\$0.00	0.0000
076-085-02	\$0.00	0.0000
076-085-03	\$0.00	0.0000
076-085-04	\$0.00	0.0000
076-086-01	\$0.00	0.0000
076-086-02	\$0.00	0.0000
076-086-03	\$0.00	0.0000
076-086-04	\$0.00	0.0000
076-086-05	\$0.00	0.0000
076-086-06	\$0.00	0.0000
076-086-07	\$0.00	0.0000
076-087-03	\$0.00	0.0000
076-087-04	\$0.00	0.0000

**CSA 48 Proposed Benefit
Assessment Rates for FY 2020-21**

Parcel	Assessment	Effective SFE
076-087-05	\$0.00	0.0000
076-087-06	\$0.15	0.0010
076-087-07	\$0.00	0.0000
076-087-08	\$0.00	0.0000
076-087-09	\$0.00	0.0000
076-087-10	\$0.00	0.0000
076-087-12	\$0.00	0.0000
076-087-14	\$33.70	0.2266
076-087-16	\$0.15	0.0010
076-087-17	\$33.70	0.2266
076-087-18	\$33.70	0.2266
076-088-01	\$0.00	0.0000
076-088-02	\$0.00	0.0000
076-088-03	\$0.00	0.0000
076-088-04	\$0.00	0.0000
076-088-06	\$0.00	0.0000
076-088-08	\$0.00	0.0000
076-088-09	\$0.00	0.0000
076-088-11	\$0.00	0.0000
076-088-12	\$0.00	0.0000
076-088-13	\$0.00	0.0000
076-088-14	\$33.70	0.2266
076-089-01	\$0.00	0.0000
076-089-02	\$33.70	0.2266
076-089-04	\$0.00	0.0000
076-089-05	\$0.00	0.0000
076-089-06	\$0.00	0.0000
076-091-01	\$33.70	0.2266
076-092-01	\$33.70	0.2266
076-093-01	\$161.87	1.0884
076-094-02	\$0.28	0.0019
076-094-03	\$0.00	0.0000
076-094-04	\$33.70	0.2266
076-095-03	\$0.00	0.0000
076-095-05	\$0.00	0.0000
076-095-06	\$0.00	0.0000
076-095-07	\$0.00	0.0000
076-095-10	\$0.28	0.0019
076-096-01	\$33.70	0.2266
076-096-03	\$33.70	0.2266
076-096-04	\$33.70	0.2266
076-096-05	\$33.70	0.2266
076-096-06	\$33.70	0.2266
076-096-07	\$144.26	0.9700
076-096-10	\$0.00	0.0000
076-096-11	\$0.15	0.0010
076-096-12	\$33.70	0.2266
076-096-13	\$0.00	0.0000
076-096-14	\$0.00	0.0000
076-101-01	\$0.00	0.0000

**CSA 48 Proposed Benefit
Assessment Rates for FY 2020-21**

Parcel	Assessment	Effective SFE
076-101-02	\$33.70	0.2266
076-102-02	\$0.00	0.0000
076-102-03	\$0.15	0.0010
076-102-04	\$0.00	0.0000
076-103-05	\$0.00	0.0000
076-103-10	\$150.13	1.0095
076-103-11	\$0.15	0.0010
076-104-02	\$0.00	0.0000
076-104-03	\$144.26	0.9700
076-105-03	\$0.00	0.0000
076-105-06	\$33.70	0.2266
076-105-11	\$0.43	0.0029
076-106-01	\$0.15	0.0010
076-106-02	\$0.00	0.0000
076-107-03	\$0.28	0.0019
076-108-02	\$0.00	0.0000
076-108-03	\$0.00	0.0000
076-108-05	\$33.70	0.2266
076-108-08	\$34.74	0.2336
076-108-09	\$0.00	0.0000
076-108-10	\$0.00	0.0000
076-109-01	\$33.70	0.2266
076-109-02	\$0.00	0.0000
076-111-03	\$0.00	0.0000
076-111-04	\$0.15	0.0010
076-111-05	\$33.70	0.2266
076-111-06	\$33.70	0.2266
076-111-07	\$0.00	0.0000
076-111-09	\$33.70	0.2266
076-111-11	\$0.00	0.0000
076-111-12	\$0.00	0.0000
076-111-15	\$0.00	0.0000
076-111-16	\$0.00	0.0000
076-111-17	\$0.00	0.0000
076-112-01	\$0.00	0.0000
076-112-02	\$0.00	0.0000
076-112-03	\$0.00	0.0000
076-112-05	\$0.00	0.0000
076-112-07	\$0.00	0.0000
076-112-08	\$0.00	0.0000
076-112-10	\$0.00	0.0000
076-112-12	\$0.00	0.0000
076-112-13	\$0.00	0.0000
076-112-14	\$0.00	0.0000
076-112-15	\$0.00	0.0000
076-112-16	\$0.00	0.0000
076-112-17	\$33.70	0.2266
076-112-18	\$33.70	0.2266
076-113-01	\$0.15	0.0010
076-113-03	\$0.00	0.0000

**CSA 48 Proposed Benefit
Assessment Rates for FY 2020-21**

Parcel	Assessment	Effective SFE
076-113-04	\$0.00	0.0000
076-113-08	\$0.00	0.0000
076-113-09	\$0.00	0.0000
076-113-10	\$0.00	0.0000
076-113-12	\$0.00	0.0000
076-113-13	\$0.15	0.0010
076-113-14	\$0.00	0.0000
076-113-15	\$0.00	0.0000
076-113-16	\$33.70	0.2266
076-113-17	\$33.70	0.2266
076-114-03	\$33.70	0.2266
076-114-04	\$0.00	0.0000
076-114-05	\$0.15	0.0010
076-114-06	\$0.00	0.0000
076-115-01	\$0.00	0.0000
076-115-02	\$0.00	0.0000
076-115-03	\$0.15	0.0010
076-115-04	\$0.00	0.0000
076-116-01	\$0.00	0.0000
076-116-03	\$0.00	0.0000
076-116-04	\$0.00	0.0000
076-116-05	\$33.70	0.2266
076-116-06	\$33.70	0.2266
076-116-07	\$0.00	0.0000
076-116-08	\$0.00	0.0000
076-116-09	\$0.00	0.0000
076-116-10	\$0.15	0.0010
076-117-01	\$33.70	0.2266
076-117-02	\$0.00	0.0000
076-118-01	\$144.26	0.9700
076-118-02	\$0.00	0.0000
076-119-01	\$0.00	0.0000
076-119-02	\$0.00	0.0000
076-119-03	\$0.00	0.0000
076-121-02	\$37.75	0.2538
076-121-03	\$37.75	0.2538
076-131-01	\$0.00	0.0000
076-131-02	\$0.00	0.0000
076-131-03	\$0.00	0.0000
076-131-04	\$0.00	0.0000
076-132-01	\$33.70	0.2266
076-132-02	\$0.15	0.0010
076-132-04	\$33.70	0.2266
076-132-05	\$0.00	0.0000
076-132-06	\$0.00	0.0000
076-132-08	\$33.70	0.2266
076-132-09	\$0.15	0.0010
076-132-10	\$0.00	0.0000
076-132-11	\$33.70	0.2266
076-132-12	\$144.26	0.9700

**CSA 48 Proposed Benefit
Assessment Rates for FY 2020-21**

Parcel	Assessment	Effective SFE
076-133-02	\$0.00	0.0000
076-133-03	\$0.00	0.0000
076-133-04	\$0.15	0.0010
076-133-06	\$0.00	0.0000
076-133-08	\$0.15	0.0010
076-133-09	\$0.00	0.0000
076-133-12	\$0.00	0.0000
076-133-14	\$0.00	0.0000
076-133-16	\$0.15	0.0010
076-133-19	\$0.00	0.0000
076-133-20	\$0.00	0.0000
076-133-21	\$0.00	0.0000
076-133-22	\$0.00	0.0000
076-133-23	\$0.00	0.0000
076-133-24	\$0.00	0.0000
076-133-29	\$0.00	0.0000
076-133-31	\$0.00	0.0000
076-133-32	\$0.00	0.0000
076-133-33	\$0.00	0.0000
076-133-34	\$0.00	0.0000
076-133-35	\$0.00	0.0000
076-133-36	\$0.00	0.0000
076-133-37	\$0.00	0.0000
076-134-01	\$0.00	0.0000
076-134-05	\$0.00	0.0000
076-134-06	\$0.00	0.0000
076-134-07	\$34.74	0.2336
076-134-08	\$0.00	0.0000
076-134-09	\$0.00	0.0000
076-134-10	\$0.00	0.0000
076-134-12	\$0.15	0.0010
076-134-13	\$0.00	0.0000
076-134-14	\$0.00	0.0000
076-134-15	\$0.00	0.0000
076-135-01	\$0.00	0.0000
076-135-02	\$0.15	0.0010
076-136-01	\$0.15	0.0010
076-151-01	\$0.00	0.0000
076-151-02	\$0.00	0.0000
076-151-03	\$0.00	0.0000
076-151-11	\$33.70	0.2266
076-151-12	\$0.15	0.0010
076-155-02	\$33.70	0.2266
076-155-04	\$34.74	0.2336
076-155-05	\$34.74	0.2336
076-155-06	\$34.74	0.2336
076-155-07	\$34.74	0.2336
076-155-08	\$34.74	0.2336
076-156-01	\$0.00	0.0000
076-157-02	\$0.00	0.0000

**CSA 48 Proposed Benefit
Assessment Rates for FY 2020-21**

Parcel	Assessment	Effective SFE
076-157-03	\$0.00	0.0000
076-157-04	\$0.00	0.0000
076-171-01	\$0.00	0.0000
076-171-03	\$33.70	0.2266
076-171-06	\$181.29	1.2190
076-171-07	\$174.72	1.1748
076-171-08	\$37.75	0.2538
076-211-05	\$37.75	0.2538
076-221-03	\$0.00	0.0000
076-221-04	\$0.00	0.0000
076-221-05	\$0.00	0.0000
076-221-06	\$0.00	0.0000
076-221-07	\$0.00	0.0000
076-221-08	\$0.00	0.0000
076-221-09	\$0.00	0.0000
076-221-10	\$0.00	0.0000
076-221-11	\$0.00	0.0000
076-221-12	\$0.00	0.0000
076-221-13	\$0.00	0.0000
076-221-14	\$0.00	0.0000
076-221-15	\$2.91	0.0196
076-231-02	\$2,947.48	19.8190
076-231-03	\$0.00	0.0000
076-231-04	\$0.00	0.0000
076-231-05	\$0.00	0.0000
076-231-06	\$0.00	0.0000
076-231-07	\$0.00	0.0000
076-231-08	\$0.00	0.0000
076-231-09	\$0.00	0.0000
076-231-10	\$0.00	0.0000
076-231-11	\$0.00	0.0000
076-241-03	\$0.00	0.0000
076-241-05	\$2.42	0.0163
076-241-06	\$0.00	0.0000
076-241-07	\$0.00	0.0000
076-241-08	\$0.00	0.0000
076-241-09	\$0.00	0.0000
076-241-10	\$0.00	0.0000
076-245-01	\$1.34	0.0090
076-251-17	\$12.60	0.0847
076-251-24	\$0.00	0.0000
076-251-25	\$177.23	1.1917
076-251-31	\$776.71	5.2226
076-251-32	\$325.96	2.1918
076-251-33	\$444.33	2.9877
076-251-40	\$251.62	1.6919
076-261-02	\$0.00	0.0000
076-261-03	\$2.91	0.0196
076-261-04	\$0.00	0.0000
076-271-27	\$33.70	0.2266

**CSA 48 Proposed Benefit
Assessment Rates for FY 2020-21**

Parcel	Assessment	Effective SFE
076-301-01	\$0.00	0.0000
076-301-02	\$0.00	0.0000
076-301-03	\$450.90	3.0319
076-301-04	\$37.75	0.2538
076-301-06	\$0.00	0.0000
076-301-07	\$10.16	0.0683
076-301-11	\$293.08	1.9707
077-381-01	\$1.16	0.0078
077-381-02	\$38.91	0.2616
079-011-04	\$535.39	3.6000
079-011-10	\$0.00	0.0000
079-011-11	\$0.00	0.0000
079-011-13	\$11.44	0.0769
079-011-25	\$0.00	0.0000
079-011-26	\$0.00	0.0000
079-151-01	\$0.00	0.0000
079-151-02	\$0.00	0.0000
079-151-03	\$0.00	0.0000
079-161-01	\$0.00	0.0000
079-161-02	\$0.00	0.0000
079-162-01	\$178.46	1.2000
079-162-02	\$0.00	0.0000
079-162-03	\$41.69	0.2803
079-162-04	\$41.69	0.2803
079-162-05	\$41.69	0.2803
079-162-06	\$41.69	0.2803
079-162-07	\$41.69	0.2803
079-162-08	\$41.69	0.2803
079-162-09	\$41.69	0.2803
079-162-10	\$41.69	0.2803
079-162-11	\$41.69	0.2803
079-201-03	\$41.69	0.2803
079-201-06	\$41.69	0.2803
079-201-07	\$41.69	0.2803
079-201-08	\$178.46	1.2000
079-211-32	\$207.52	1.3954
079-211-63	\$0.00	0.0000
079-211-64	\$41.69	0.2803
079-351-05	\$185.72	1.2488
079-351-06	\$185.72	1.2488
079-351-10	\$200.25	1.3465
079-351-11	\$185.72	1.2488
079-351-12	\$178.46	1.2000
079-351-21	\$178.46	1.2000
079-351-22	\$41.69	0.2803
079-401-01	\$186.32	1.2528
079-431-01	\$185.72	1.2488
079-431-02	\$41.69	0.2803
079-431-04	\$185.72	1.2488
079-431-06	\$0.00	0.0000

**CSA 48 Proposed Benefit
Assessment Rates for FY 2020-21**

ADDITIONAL MATERIALS #12.a

Appendix C

Parcel	Assessment	Effective SFE
080-011-03	\$99.94	0.6720
080-011-06	\$95.18	0.6400
080-011-09	\$87.09	0.5856
080-011-10	\$64.63	0.4346
080-011-12	\$106.28	0.7146
080-011-13	\$55.96	0.3763
080-011-14	\$69.45	0.4670
080-011-36	\$22.31	0.1500
080-011-37	\$39.31	0.2643
080-011-38	\$85.42	0.5744
080-011-39	\$100.77	0.6776
080-011-41	\$103.27	0.6944
080-011-42	\$86.11	0.5790
080-021-05	\$0.30	0.0020
080-021-07	\$0.54	0.0036
080-021-14	\$5.53	0.0372
080-021-15	\$0.00	0.0000
080-021-17	\$202.65	1.3626
080-021-21	\$271.28	1.8241
080-021-22	\$41.69	0.2803
080-021-25	\$222.04	1.4930
080-021-26	\$233.15	1.5677
080-021-28	\$190.60	1.2816
080-021-31	\$0.00	0.0000
080-021-32	\$186.67	1.2552
080-031-02	\$4.37	0.0294
080-031-22	\$1.50	0.0101
080-031-23	\$0.00	0.0000
080-031-24	\$189.13	1.2717
080-031-25	\$238.96	1.6068
080-031-26	\$217.89	1.4651
080-031-28	\$278.91	1.8754
080-031-29	\$240.78	1.6190
080-031-30	\$207.00	1.3919
080-041-03	\$36.48	0.2453
080-041-05	\$175.22	1.1782
080-041-06	\$168.87	1.1355
080-041-08	\$162.51	1.0927
080-041-10	\$168.87	1.1355
080-041-11	\$168.87	1.1355
080-041-12	\$175.22	1.1782
080-041-13	\$175.22	1.1782
080-041-14	\$162.51	1.0927
080-041-15	\$36.48	0.2453
080-041-16	\$168.87	1.1355
080-051-06	\$36.48	0.2453
080-051-09	\$156.16	1.0500
080-051-10	\$162.51	1.0927
080-051-12	\$200.64	1.3491
080-051-13	\$207.00	1.3919

**CSA 48 Proposed Benefit
Assessment Rates for FY 2020-21**

ADDITIONAL MATERIALS #12.a

Appendix C

Parcel	Assessment	Effective SFE
080-051-14	\$181.57	1.2209
080-061-01	\$168.87	1.1355
080-061-02	\$325.03	2.1855
080-061-03	\$162.51	1.0927
080-061-04	\$156.16	1.0500
080-061-05	\$162.51	1.0927
080-061-06	\$162.51	1.0927
080-061-07	\$162.51	1.0927
080-061-08	\$168.87	1.1355
080-061-09	\$162.51	1.0927
080-062-01	\$318.66	2.1427
080-062-02	\$0.48	0.0032
080-062-03	\$162.51	1.0927
080-062-04	\$162.51	1.0927
080-062-05	\$162.51	1.0927
080-062-06	\$36.48	0.2453
080-062-07	\$162.51	1.0927
080-062-08	\$162.51	1.0927
080-063-03	\$175.22	1.1782
080-063-04	\$181.57	1.2209
080-063-05	\$175.22	1.1782
080-063-14	\$1.10	0.0074
080-063-15	\$0.94	0.0063
080-063-16	\$1.10	0.0074
080-063-17	\$1.10	0.0074
080-063-18	\$162.51	1.0927
080-063-19	\$325.03	2.1855
080-063-20	\$162.51	1.0927
080-063-21	\$168.87	1.1355
080-071-02	\$325.03	2.1855
080-071-03	\$36.48	0.2453
080-071-06	\$36.48	0.2453
080-071-07	\$162.51	1.0927
080-071-08	\$162.51	1.0927
080-071-18	\$187.94	1.2637
080-071-19	\$181.57	1.2209
080-071-22	\$168.87	1.1355
080-071-23	\$168.87	1.1355
080-071-24	\$162.51	1.0927
080-071-25	\$162.51	1.0927
080-081-01	\$168.87	1.1355
080-081-04	\$168.87	1.1355
080-081-05	\$318.66	2.1427
080-081-06	\$0.48	0.0032
080-081-07	\$175.25	1.1784
080-081-14	\$189.13	1.2717
080-081-15	\$40.85	0.2747
080-081-16	\$189.13	1.2717
080-081-17	\$189.13	1.2717
080-081-18	\$40.85	0.2747

**CSA 48 Proposed Benefit
Assessment Rates for FY 2020-21**

ADDITIONAL MATERIALS #12.a

Appendix C

Parcel	Assessment	Effective SFE
080-081-19	\$189.13	1.2717
080-081-23	\$0.00	0.0000
080-081-24	\$168.87	1.1355
080-081-25	\$168.87	1.1355
080-081-27	\$162.51	1.0927
080-081-29	\$182.02	1.2239
080-081-32	\$182.02	1.2239
080-081-33	\$189.13	1.2717
080-081-37	\$168.87	1.1355
080-081-38	\$168.87	1.1355
080-081-39	\$175.59	1.1807
080-081-40	\$175.07	1.1772
080-091-01	\$162.51	1.0927
080-091-02	\$162.51	1.0927
080-091-03	\$162.51	1.0927
080-091-04	\$162.51	1.0927
080-091-05	\$162.51	1.0927
080-091-09	\$162.51	1.0927
080-091-10	\$162.51	1.0927
080-091-11	\$162.51	1.0927
080-091-12	\$162.51	1.0927
080-091-13	\$318.66	2.1427
080-091-16	\$36.48	0.2453
080-091-17	\$156.16	1.0500
080-091-18	\$168.87	1.1355
080-091-19	\$156.16	1.0500
080-091-20	\$0.16	0.0011
080-091-22	\$162.51	1.0927
080-091-25	\$156.16	1.0500
080-091-26	\$162.51	1.0927
080-092-01	\$168.87	1.1355
080-092-02	\$0.48	0.0032
080-092-03	\$168.87	1.1355
080-092-04	\$0.48	0.0032
080-092-05	\$168.87	1.1355
080-092-06	\$168.87	1.1355
080-092-07	\$162.51	1.0927
080-092-08	\$1.73	0.0116
080-092-09	\$0.94	0.0063
080-093-01	\$168.87	1.1355
080-102-01	\$181.57	1.2209
080-102-02	\$168.87	1.1355
080-102-03	\$168.87	1.1355
080-102-04	\$162.51	1.0927
080-102-05	\$168.87	1.1355
080-102-06	\$162.51	1.0927
080-102-07	\$168.87	1.1355
080-102-08	\$168.87	1.1355
080-102-09	\$36.48	0.2453
080-102-10	\$168.87	1.1355

**CSA 48 Proposed Benefit
Assessment Rates for FY 2020-21**

ADDITIONAL MATERIALS #12.a

Appendix C

Parcel	Assessment	Effective SFE
080-102-13	\$181.57	1.2209
080-102-17	\$219.72	1.4774
080-102-18	\$168.87	1.1355
080-102-19	\$162.51	1.0927
080-102-20	\$712.18	4.7887
080-111-01	\$1.41	0.0095
080-111-04	\$1.10	0.0074
080-111-06	\$168.87	1.1355
080-111-14	\$36.48	0.2453
080-111-16	\$0.00	0.0000
080-111-17	\$0.16	0.0011
080-111-18	\$0.16	0.0011
080-111-19	\$175.22	1.1782
080-111-20	\$0.16	0.0011
080-111-21	\$162.51	1.0927
080-111-22	\$1.41	0.0095
080-111-23	\$181.57	1.2209
080-111-25	\$337.73	2.2709
080-121-09	\$205.83	1.3840
080-121-13	\$193.28	1.2996
080-121-14	\$172.74	1.1615
080-121-15	\$193.08	1.2983
080-121-16	\$1.55	0.0104
080-121-22	\$184.95	1.2436
080-121-23	\$6.41	0.0431
080-121-24	\$13.91	0.0935
080-121-25	\$28.57	0.1921
080-121-26	\$7.85	0.0528
080-121-27	\$7.02	0.0472
080-121-28	\$6.68	0.0449
080-131-12	\$6.35	0.0427
080-131-15	\$162.51	1.0927
080-131-16	\$191.91	1.2904
080-131-18	\$36.48	0.2453
080-131-19	\$337.73	2.2709
080-131-20	\$219.72	1.4774
080-131-21	\$36.48	0.2453
080-131-27	\$212.79	1.4308
080-131-35	\$39.95	0.2686
080-131-36	\$39.95	0.2686
080-131-37	\$240.64	1.6181
080-131-38	\$441.03	2.9655
080-131-39	\$2,136.54	14.3662
080-141-02	\$175.22	1.1782
080-141-03	\$156.16	1.0500
080-141-04	\$162.51	1.0927
080-141-06	\$177.99	1.1968
080-141-08	\$175.22	1.1782
080-141-11	\$0.00	0.0000
080-141-12	\$0.00	0.0000

**CSA 48 Proposed Benefit
Assessment Rates for FY 2020-21**

ADDITIONAL MATERIALS #12.a

Appendix C

Parcel	Assessment	Effective SFE
080-141-13	\$0.00	0.0000
080-141-14	\$36.48	0.2453
080-141-17	\$187.94	1.2637
080-141-23	\$162.51	1.0927
080-141-24	\$156.16	1.0500
080-141-26	\$36.48	0.2453
080-141-27	\$198.87	1.3372
080-141-28	\$349.02	2.3468
080-141-31	\$168.87	1.1355
080-141-32	\$251.49	1.6910
080-141-34	\$162.51	1.0927
080-141-35	\$162.51	1.0927
080-142-01	\$187.94	1.2637
080-142-02	\$181.57	1.2209
080-142-07	\$162.51	1.0927
080-142-11	\$168.87	1.1355
080-142-12	\$168.87	1.1355
080-142-13	\$487.53	3.2782
080-142-14	\$0.00	0.0000
080-142-15	\$157.41	1.0584
080-151-03	\$337.73	2.2709
080-151-04	\$175.22	1.1782
080-152-01	\$162.51	1.0927
080-152-05	\$168.87	1.1355
080-152-07	\$181.57	1.2209
080-152-09	\$162.51	1.0927
080-152-10	\$162.51	1.0927
080-152-13	\$162.51	1.0927
080-152-21	\$156.16	1.0500
080-152-22	\$156.16	1.0500
080-152-23	\$156.16	1.0500
080-152-25	\$156.16	1.0500
080-152-26	\$36.48	0.2453
080-152-27	\$156.16	1.0500
080-152-28	\$156.16	1.0500
080-152-29	\$156.16	1.0500
080-152-30	\$156.16	1.0500
080-152-31	\$162.51	1.0927
080-152-32	\$156.16	1.0500
080-152-38	\$162.51	1.0927
080-152-39	\$36.48	0.2453
080-152-40	\$162.51	1.0927
080-152-41	\$162.51	1.0927
080-152-48	\$325.03	2.1855
080-152-51	\$168.87	1.1355
080-152-53	\$162.51	1.0927
080-152-54	\$36.48	0.2453
080-152-55	\$0.00	0.0000
080-152-56	\$175.22	1.1782
080-152-57	\$162.51	1.0927

**CSA 48 Proposed Benefit
Assessment Rates for FY 2020-21**

ADDITIONAL MATERIALS #12.a

Appendix C

Parcel	Assessment	Effective SFE
080-152-58	\$156.16	1.0500
080-152-59	\$207.00	1.3919
080-153-03	\$162.51	1.0927
080-153-05	\$162.51	1.0927
080-153-07	\$156.16	1.0500
080-153-11	\$168.87	1.1355
080-153-12	\$156.16	1.0500
080-153-13	\$156.16	1.0500
080-153-17	\$156.16	1.0500
080-153-19	\$156.16	1.0500
080-153-20	\$162.51	1.0927
080-153-22	\$156.16	1.0500
080-153-23	\$0.00	0.0000
080-153-24	\$162.51	1.0927
080-153-25	\$36.48	0.2453
080-153-27	\$156.16	1.0500
080-153-28	\$162.51	1.0927
080-153-29	\$162.51	1.0927
080-153-30	\$162.51	1.0927
080-153-31	\$156.16	1.0500
080-153-32	\$162.51	1.0927
080-161-05	\$233.67	1.5712
080-161-06	\$0.00	0.0000
080-161-09	\$23.60	0.1587
080-161-10	\$27.36	0.1840
080-172-01	\$198.87	1.3372
080-172-05	\$205.83	1.3840
080-172-06	\$198.87	1.3372
080-172-08	\$177.99	1.1968
080-172-10	\$177.99	1.1968
080-172-11	\$184.95	1.2436
080-172-12	\$177.99	1.1968
080-172-13	\$177.99	1.1968
080-172-16	\$39.95	0.2686
080-172-17	\$177.99	1.1968
080-172-18	\$349.02	2.3468
080-172-19	\$4.28	0.0288
080-172-20	\$205.83	1.3840
080-174-01	\$184.95	1.2436
080-174-02	\$39.95	0.2686
080-174-03	\$177.99	1.1968
080-174-04	\$198.87	1.3372
080-174-05	\$184.95	1.2436
080-174-06	\$198.87	1.3372
080-174-07	\$177.99	1.1968
080-174-08	\$226.71	1.5244
080-174-09	\$184.95	1.2436
080-174-10	\$184.95	1.2436
080-174-11	\$171.03	1.1500
080-174-12	\$171.03	1.1500

**CSA 48 Proposed Benefit
Assessment Rates for FY 2020-21**

Parcel	Assessment	Effective SFE
080-174-13	\$177.99	1.1968
080-174-14	\$177.99	1.1968
080-174-15	\$200.64	1.3491
080-174-16	\$198.87	1.3372
080-174-17	\$177.99	1.1968
080-174-18	\$369.90	2.4872
080-174-19	\$177.99	1.1968
080-174-20	\$171.03	1.1500
080-174-21	\$171.03	1.1500
080-174-22	\$184.95	1.2436
080-174-23	\$39.95	0.2686
080-174-24	\$191.91	1.2904
080-174-25	\$184.95	1.2436
080-174-26	\$191.55	1.2880
080-174-27	\$198.87	1.3372
080-174-28	\$205.83	1.3840
080-174-29	\$177.99	1.1968
080-174-30	\$18,720.22	125.8756
080-181-16	\$177.99	1.1968
080-181-18	\$205.83	1.3840
080-181-26	\$195.76	1.3163
080-181-41	\$191.91	1.2904
080-181-42	\$191.91	1.2904
080-181-43	\$199.34	1.3404
080-181-44	\$873.61	5.8742
080-181-45	\$199.34	1.3404
080-181-48	\$39.95	0.2686
080-181-50	\$205.83	1.3840
080-181-52	\$205.83	1.3840
080-181-53	\$205.83	1.3840
080-181-54	\$205.83	1.3840
080-181-55	\$376.86	2.5340
080-181-57	\$212.79	1.4308
080-181-58	\$331.13	2.2265
080-181-59	\$167.06	1.1233
080-191-02	\$369.90	2.4872
080-191-03	\$0.00	0.0000
080-191-06	\$0.00	0.0000
080-191-09	\$240.64	1.6181
080-191-14	\$199.34	1.3404
080-191-18	\$233.67	1.5712
080-191-19	\$0.34	0.0023
080-191-20	\$292.90	1.9695
080-191-21	\$198.87	1.3372
080-191-23	\$177.99	1.1968
080-191-24	\$191.91	1.2904
080-191-26	\$198.87	1.3372
080-191-29	\$205.83	1.3840
080-191-33	\$191.91	1.2904
080-191-35	\$184.95	1.2436

**CSA 48 Proposed Benefit
Assessment Rates for FY 2020-21**

Parcel	Assessment	Effective SFE
080-191-36	\$184.95	1.2436
080-191-38	\$198.87	1.3372
080-191-42	\$344.29	2.3150
080-191-43	\$39.95	0.2686
080-191-44	\$198.87	1.3372
080-191-45	\$39.95	0.2686
080-191-47	\$191.91	1.2904
080-191-50	\$184.95	1.2436
080-191-51	\$432.55	2.9085
080-191-52	\$191.91	1.2904
080-191-54	\$191.91	1.2904
080-191-55	\$205.83	1.3840
080-191-56	\$198.87	1.3372
080-191-57	\$171.03	1.1500
080-191-58	\$240.64	1.6181
080-191-59	\$212.79	1.4308
080-201-05	\$0.00	0.0000
080-201-07	\$0.00	0.0000
080-201-08	\$199.34	1.3404
080-201-26	\$184.95	1.2436
080-201-27	\$198.87	1.3372
080-201-28	\$171.03	1.1500
080-201-29	\$171.03	1.1500
080-201-30	\$9.96	0.0670
080-201-31	\$355.98	2.3936
080-201-32	\$0.00	0.0000
080-201-33	\$205.83	1.3840
080-211-03	\$191.91	1.2904
080-211-04	\$177.99	1.1968
080-211-05	\$198.87	1.3372
080-211-06	\$184.95	1.2436
080-211-07	\$191.91	1.2904
080-211-08	\$184.95	1.2436
080-211-10	\$44.75	0.3009
080-211-11	\$207.14	1.3928
080-211-12	\$207.14	1.3928
080-211-13	\$207.14	1.3928
080-211-16	\$207.14	1.3928
080-211-17	\$184.95	1.2436
080-211-19	\$177.99	1.1968
080-211-20	\$177.99	1.1968
080-211-21	\$184.95	1.2436
080-211-22	\$44.75	0.3009
080-211-23	\$177.99	1.1968
080-211-24	\$184.95	1.2436
080-211-25	\$184.95	1.2436
080-211-26	\$390.90	2.6284
080-221-01	\$222.74	1.4977
080-221-03	\$222.74	1.4977
080-221-04	\$44.75	0.3009

**CSA 48 Proposed Benefit
Assessment Rates for FY 2020-21**

Parcel	Assessment	Effective SFE
080-221-08	\$230.53	1.5501
080-221-09	\$207.14	1.3928
080-221-10	\$390.90	2.6284
080-221-11	\$207.14	1.3928
080-221-12	\$422.08	2.8381
080-221-13	\$199.34	1.3404
080-221-14	\$207.14	1.3928
080-221-15	\$207.14	1.3928
080-221-16	\$44.75	0.3009
080-221-17	\$44.75	0.3009
080-221-18	\$230.53	1.5501
080-221-19	\$261.72	1.7598
080-221-20	\$230.53	1.5501
080-221-23	\$44.75	0.3009
080-231-33	\$207.14	1.3928
080-231-35	\$8.63	0.0580
080-231-36	\$0.34	0.0023
080-231-37	\$4.79	0.0322
080-231-38	\$1.73	0.0116
080-231-39	\$414.29	2.7857
080-231-40	\$6.90	0.0464
080-241-02	\$191.91	1.2904
080-241-10	\$207.14	1.3928
080-241-11	\$199.34	1.3404
080-241-13	\$207.14	1.3928
080-241-16	\$214.95	1.4453
080-241-17	\$445.48	2.9954
080-241-18	\$0.00	0.0000
080-241-19	\$214.95	1.4453
080-241-20	\$238.32	1.6025
080-241-21	\$44.75	0.3009
080-241-22	\$422.08	2.8381
080-241-23	\$230.53	1.5501
080-241-24	\$230.53	1.5501
080-251-18	\$199.34	1.3404
080-251-25	\$238.32	1.6025
080-251-28	\$222.74	1.4977
080-251-29	\$199.34	1.3404
080-251-30	\$445.48	2.9954
080-251-31	\$1,747.22	11.7484
080-251-36	\$222.74	1.4977
080-251-37	\$331.88	2.2316
080-251-43	\$3.84	0.0258
080-251-44	\$199.34	1.3404
080-251-45	\$199.34	1.3404
080-251-46	\$214.95	1.4453
080-251-47	\$253.92	1.7074
080-251-48	\$199.34	1.3404
080-251-49	\$390.90	2.6284
080-251-50	\$44.75	0.3009

**CSA 48 Proposed Benefit
Assessment Rates for FY 2020-21**

ADDITIONAL MATERIALS #12.a

Appendix C

Parcel	Assessment	Effective SFE
080-251-51	\$44.75	0.3009
080-251-52	\$199.34	1.3404
080-251-60	\$214.95	1.4453
080-251-63	\$398.69	2.6808
080-251-64	\$207.14	1.3928
080-251-68	\$230.53	1.5501
080-251-74	\$44.75	0.3009
080-251-75	\$44.75	0.3009
080-251-76	\$207.14	1.3928
080-251-77	\$398.69	2.6808
080-251-78	\$222.74	1.4977
080-262-02	\$0.00	0.0000
080-262-03	\$177.99	1.1968
080-262-05	\$171.03	1.1500
080-262-06	\$171.03	1.1500
080-262-07	\$171.03	1.1500
080-262-09	\$171.03	1.1500
080-262-10	\$171.03	1.1500
080-262-11	\$171.03	1.1500
080-262-13	\$177.99	1.1968
080-262-16	\$39.95	0.2686
080-262-17	\$171.03	1.1500
080-262-18	\$39.95	0.2686
080-262-19	\$171.03	1.1500
080-262-20	\$184.95	1.2436
080-262-21	\$342.06	2.3000
080-262-22	\$171.03	1.1500
080-262-23	\$171.03	1.1500
080-262-24	\$0.00	0.0000
080-262-25	\$0.00	0.0000
080-262-27	\$177.99	1.1968
080-262-28	\$177.99	1.1968
080-262-29	\$39.95	0.2686
080-262-30	\$39.95	0.2686
080-262-31	\$0.00	0.0000
080-262-33	\$0.00	0.0000
080-262-34	\$177.99	1.1968
080-262-35	\$0.00	0.0000
080-262-36	\$177.99	1.1968
080-262-37	\$36.48	0.2453
080-262-38	\$177.99	1.1968
080-271-01	\$177.99	1.1968
080-271-02	\$177.99	1.1968
080-271-05	\$177.99	1.1968
080-271-06	\$177.99	1.1968
080-271-07	\$177.99	1.1968
080-271-08	\$177.99	1.1968
080-271-09	\$177.99	1.1968
080-271-10	\$184.95	1.2436
080-271-13	\$349.02	2.3468

**CSA 48 Proposed Benefit
Assessment Rates for FY 2020-21**

Parcel	Assessment	Effective SFE
080-271-14	\$171.03	1.1500
080-281-03	\$171.03	1.1500
080-281-04	\$177.99	1.1968
080-281-05	\$177.99	1.1968
080-281-06	\$177.99	1.1968
080-281-07	\$177.99	1.1968
080-281-08	\$177.99	1.1968
080-281-09	\$171.03	1.1500
080-281-12	\$177.99	1.1968
080-281-13	\$191.91	1.2904
080-281-14	\$177.99	1.1968
080-281-15	\$171.03	1.1500
080-281-16	\$171.03	1.1500
080-281-17	\$177.99	1.1968
080-281-18	\$177.99	1.1968
080-281-19	\$177.99	1.1968
080-281-20	\$177.99	1.1968
080-281-23	\$177.99	1.1968
080-281-24	\$184.95	1.2436
080-282-02	\$199.34	1.3404
080-282-03	\$199.34	1.3404
080-282-04	\$177.99	1.1968
080-282-05	\$177.99	1.1968
080-282-06	\$177.99	1.1968
080-282-07	\$177.99	1.1968
080-282-08	\$177.99	1.1968
080-282-09	\$177.99	1.1968
080-282-12	\$39.95	0.2686
080-282-13	\$177.99	1.1968
080-282-14	\$39.95	0.2686
080-282-15	\$177.99	1.1968
080-282-16	\$177.99	1.1968
080-282-17	\$177.99	1.1968
080-282-18	\$177.99	1.1968
080-282-19	\$177.99	1.1968
080-282-20	\$39.95	0.2686
080-282-21	\$177.99	1.1968
080-282-22	\$177.99	1.1968
080-282-23	\$177.99	1.1968
080-282-24	\$177.99	1.1968
080-282-25	\$171.03	1.1500
080-282-28	\$177.99	1.1968
080-282-29	\$191.55	1.2880
080-282-30	\$177.99	1.1968
080-282-31	\$177.99	1.1968
080-282-32	\$177.99	1.1968
080-283-01	\$177.99	1.1968
080-283-02	\$177.99	1.1968
080-283-03	\$177.99	1.1968
080-283-04	\$184.95	1.2436

**CSA 48 Proposed Benefit
Assessment Rates for FY 2020-21**

Parcel	Assessment	Effective SFE
080-283-05	\$177.99	1.1968
080-291-02	\$229.31	1.5419
080-291-03	\$229.31	1.5419
080-291-04	\$236.57	1.5907
080-291-05	\$207.52	1.3954
080-291-06	\$41.69	0.2803
080-291-07	\$192.99	1.2977
080-291-08	\$185.72	1.2488
080-291-09	\$192.99	1.2977
080-291-10	\$185.72	1.2488
080-291-11	\$192.99	1.2977
080-291-12	\$207.52	1.3954
080-301-01	\$185.72	1.2488
080-301-02	\$185.72	1.2488
080-301-03	\$185.72	1.2488
080-301-04	\$185.72	1.2488
080-301-05	\$185.72	1.2488
080-301-06	\$185.72	1.2488
080-301-07	\$185.72	1.2488
080-301-08	\$185.72	1.2488
080-301-09	\$185.72	1.2488
080-302-01	\$185.72	1.2488
080-302-02	\$185.72	1.2488
080-302-03	\$185.72	1.2488
080-302-04	\$185.72	1.2488
080-302-05	\$185.72	1.2488
080-302-06	\$185.72	1.2488
080-302-07	\$185.72	1.2488
080-302-08	\$185.72	1.2488
080-302-09	\$185.72	1.2488
080-302-10	\$185.72	1.2488
080-302-11	\$185.72	1.2488
080-302-12	\$185.72	1.2488
080-302-13	\$185.72	1.2488
080-302-14	\$41.69	0.2803
080-302-15	\$185.72	1.2488
080-302-16	\$185.72	1.2488
080-302-17	\$185.72	1.2488
080-303-01	\$200.25	1.3465
080-303-02	\$192.99	1.2977
080-303-03	\$200.25	1.3465
080-303-04	\$192.99	1.2977
080-303-05	\$192.99	1.2977
080-303-06	\$192.99	1.2977
080-303-07	\$200.25	1.3465
080-303-08	\$200.25	1.3465
080-303-09	\$185.72	1.2488
080-303-10	\$185.72	1.2488
080-303-11	\$185.72	1.2488
080-303-12	\$185.72	1.2488

**CSA 48 Proposed Benefit
Assessment Rates for FY 2020-21**

ADDITIONAL MATERIALS #12.a

Appendix C

Parcel	Assessment	Effective SFE
080-303-13	\$185.72	1.2488
080-303-14	\$185.72	1.2488
080-303-15	\$185.72	1.2488
080-303-16	\$185.72	1.2488
080-303-19	\$185.72	1.2488
080-303-20	\$185.72	1.2488
080-303-21	\$185.72	1.2488
080-311-01	\$162.51	1.0927
080-311-02	\$162.51	1.0927
080-311-03	\$162.51	1.0927
080-311-04	\$168.87	1.1355
080-311-05	\$36.48	0.2453
080-311-07	\$168.87	1.1355
080-311-08	\$168.87	1.1355
080-311-09	\$181.57	1.2209
080-311-10	\$36.48	0.2453
080-311-11	\$36.48	0.2453
080-311-12	\$182.02	1.2239
080-311-13	\$189.13	1.2717
080-311-14	\$189.13	1.2717
080-311-15	\$189.13	1.2717
080-311-16	\$40.85	0.2747
080-311-17	\$189.13	1.2717
080-311-18	\$36.48	0.2453
080-311-19	\$168.87	1.1355
080-311-20	\$0.31	0.0021
080-312-01	\$0.00	0.0000
080-312-02	\$182.02	1.2239
080-312-03	\$189.13	1.2717
080-312-04	\$182.02	1.2239
080-312-05	\$182.02	1.2239
080-312-06	\$162.51	1.0927
080-312-07	\$162.51	1.0927
080-312-09	\$189.13	1.2717
080-312-12	\$196.25	1.3196
080-312-14	\$371.15	2.4956
080-312-15	\$196.25	1.3196
080-321-01	\$36.48	0.2453
080-321-04	\$36.48	0.2453
080-321-05	\$168.87	1.1355
080-321-08	\$162.51	1.0927
080-321-09	\$162.51	1.0927
080-321-10	\$168.87	1.1355
080-321-11	\$168.87	1.1355
080-321-13	\$168.87	1.1355
080-321-14	\$168.87	1.1355
080-321-16	\$168.87	1.1355
080-321-17	\$168.87	1.1355
080-321-18	\$168.87	1.1355
080-321-19	\$168.87	1.1355

**CSA 48 Proposed Benefit
Assessment Rates for FY 2020-21**

Parcel	Assessment	Effective SFE
080-321-20	\$168.87	1.1355
080-321-21	\$189.13	1.2717
080-321-22	\$168.87	1.1355
080-321-23	\$168.87	1.1355
080-321-24	\$168.87	1.1355
080-321-26	\$36.48	0.2453
080-321-27	\$162.51	1.0927
080-321-28	\$181.57	1.2209
080-321-29	\$175.22	1.1782
080-331-01	\$27.32	0.1837
080-331-02	\$22.81	0.1534
080-331-03	\$11,394.90	76.6198
080-341-01	\$182.02	1.2239
080-341-07	\$182.02	1.2239
080-341-08	\$174.89	1.1760
080-341-09	\$182.02	1.2239
080-341-10	\$174.89	1.1760
080-351-05	\$171.03	1.1500
080-351-06	\$362.94	2.4404
080-351-07	\$39.95	0.2686
080-351-08	\$177.99	1.1968
080-351-10	\$171.03	1.1500
080-351-11	\$171.03	1.1500
080-351-12	\$177.99	1.1968
080-351-17	\$171.03	1.1500
080-351-18	\$177.99	1.1968
080-352-01	\$780.01	5.2448
080-352-02	\$1,560.01	10.4896
080-352-03	\$39.95	0.2686
080-352-04	\$177.99	1.1968
080-352-05	\$191.91	1.2904
080-352-07	\$184.95	1.2436
080-352-08	\$184.95	1.2436
080-361-03	\$207.14	1.3928
080-361-04	\$199.34	1.3404
080-361-05	\$207.14	1.3928
080-361-06	\$199.34	1.3404
080-361-07	\$207.14	1.3928
080-361-08	\$222.74	1.4977
080-361-09	\$199.34	1.3404
080-361-10	\$214.95	1.4453
080-371-01	\$39.95	0.2686
080-371-02	\$39.95	0.2686
080-372-01	\$177.99	1.1968
080-372-02	\$171.03	1.1500
080-372-03	\$39.95	0.2686
080-372-04	\$171.03	1.1500
080-372-05	\$191.55	1.2880
080-372-06	\$398.69	2.6808
080-372-07	\$171.03	1.1500

**CSA 48 Proposed Benefit
Assessment Rates for FY 2020-21**

ADDITIONAL MATERIALS #12.a

Appendix C

Parcel	Assessment	Effective SFE
080-372-08	\$171.03	1.1500
080-372-09	\$171.03	1.1500
080-372-10	\$171.03	1.1500
080-372-11	\$177.99	1.1968
080-372-12	\$39.95	0.2686
080-372-13	\$44.75	0.3009
080-372-14	\$44.75	0.3009
080-372-15	\$207.14	1.3928
080-372-16	\$226.71	1.5244
080-372-17	\$233.67	1.5712
080-372-24	\$207.14	1.3928
080-372-25	\$214.95	1.4453
080-381-02	\$171.03	1.1500
080-381-03	\$207.14	1.3928
080-381-04	\$184.95	1.2436
080-381-06	\$44.75	0.3009
080-381-08	\$214.95	1.4453
080-381-10	\$409.84	2.7558
080-381-11	\$207.14	1.3928
080-391-01	\$168.87	1.1355
080-391-02	\$162.51	1.0927
080-391-03	\$168.87	1.1355
080-391-04	\$168.87	1.1355
080-391-05	\$36.48	0.2453
080-391-06	\$175.22	1.1782
080-391-07	\$232.42	1.5628
080-391-10	\$369.51	2.4846
080-401-01	\$182.02	1.2239
080-401-02	\$182.02	1.2239
080-401-03	\$162.51	1.0927
080-401-04	\$156.16	1.0500
080-401-05	\$40.85	0.2747
080-411-01	\$177.99	1.1968
080-411-02	\$177.99	1.1968
080-411-03	\$184.95	1.2436
080-411-04	\$213.35	1.4346
080-411-05	\$168.87	1.1355
080-411-06	\$175.22	1.1782
080-411-07	\$181.57	1.2209
080-411-08	\$177.99	1.1968
080-411-09	\$36.48	0.2453
080-411-11	\$194.29	1.3064
080-411-13	\$168.87	1.1355
080-411-14	\$162.51	1.0927
080-411-15	\$232.42	1.5628
080-411-16	\$177.99	1.1968
080-411-20	\$296.32	1.9925
080-411-21	\$283.27	1.9047
080-411-22	\$212.79	1.4308
080-411-23	\$383.82	2.5808

**CSA 48 Proposed Benefit
Assessment Rates for FY 2020-21**

Parcel	Assessment	Effective SFE
080-411-24	\$205.83	1.3840
080-411-25	\$198.87	1.3372
080-411-26	\$414.01	2.7838
080-411-27	\$39.95	0.2686
080-411-28	\$173.76	1.1684
080-411-29	\$247.60	1.6649
080-411-30	\$168.87	1.1355
080-411-31	\$168.87	1.1355
080-411-33	\$171.55	1.1535
080-411-34	\$198.87	1.3372
080-411-35	\$200.64	1.3491
080-411-36	\$168.87	1.1355
080-421-01	\$13.03	0.0876
080-421-02	\$207.14	1.3928
080-421-03	\$414.29	2.7857
080-421-04	\$238.32	1.6025
080-421-05	\$199.34	1.3404
080-421-06	\$230.53	1.5501
080-421-07	\$238.32	1.6025
080-421-08	\$199.34	1.3404
080-421-09	\$207.14	1.3928
080-421-10	\$355.98	2.3936
080-421-11	\$207.14	1.3928
080-421-12	\$207.14	1.3928
080-421-13	\$199.34	1.3404
080-421-14	\$44.75	0.3009
080-421-15	\$44.75	0.3009
080-421-16	\$199.34	1.3404
080-421-17	\$207.14	1.3928
081-011-04	\$374.58	2.5187
081-011-06	\$41.69	0.2803
081-011-07	\$0.00	0.0000
081-101-07	\$0.00	0.0000
081-361-01	\$0.00	0.0000
081-361-02	\$4.24	0.0285
081-361-03	\$0.00	0.0000
081-361-04	\$0.00	0.0000
081-361-05	\$0.00	0.0000
081-361-06	\$0.00	0.0000
081-361-07	\$0.00	0.0000
081-361-08	\$0.00	0.0000
082-061-08	\$39.60	0.2663
083-241-03	\$8.48	0.0570
083-241-08	\$3,092.90	20.7968
083-241-09	\$0.00	0.0000
083-251-07	\$3.03	0.0204
083-251-12	\$8.83	0.0594
083-251-21	\$0.00	0.0000
083-251-41	\$0.00	0.0000
083-251-44	\$37.75	0.2538

**CSA 48 Proposed Benefit
Assessment Rates for FY 2020-21**

ADDITIONAL MATERIALS #12.a

Appendix C

Parcel	Assessment	Effective SFE
083-251-47	\$0.45	0.0030
083-251-48	\$0.45	0.0030
083-251-49	\$0.59	0.0040
083-251-50	\$0.45	0.0030
083-251-51	\$2.50	0.0168
083-251-54	\$2.50	0.0168
083-251-55	\$0.89	0.0060
083-251-56	\$0.71	0.0048
083-251-57	\$3.03	0.0204
083-251-58	\$1.25	0.0084
083-251-59	\$2.17	0.0146
083-251-60	\$2.33	0.0157
083-251-61	\$0.00	0.0000
083-251-62	\$0.00	0.0000
083-251-63	\$0.34	0.0023
083-251-71	\$106.47	0.7159
083-251-76	\$536.45	3.6071
083-251-77	\$789.51	5.3087
083-251-78	\$30.87	0.2076
085-092-03	\$18.35	0.1234
085-092-05	\$2.26	0.0152
085-092-06	\$0.57	0.0038
085-092-07	\$6.34	0.0426
085-092-08	\$31.96	0.2149
085-152-05	\$14.25	0.0958
085-153-03	\$20.09	0.1351
085-153-04	\$33.00	0.2219
085-153-05	\$33.00	0.2219
086-011-05	\$19.94	0.1341
086-011-06	\$0.85	0.0057
086-011-07	\$12.82	0.0862
086-011-08	\$12.82	0.0862
086-011-09	\$24.05	0.1617
086-011-11	\$12.66	0.0851
086-011-12	\$6.48	0.0436
086-011-14	\$6.34	0.0426
086-011-15	\$6.34	0.0426
086-011-17	\$2.83	0.0190
086-011-18	\$2.97	0.0200
086-011-23	\$1.58	0.0106
086-011-24	\$1.58	0.0106
086-011-25	\$1.41	0.0095
086-011-26	\$1.41	0.0095
086-011-27	\$167.73	1.1278
086-011-29	\$3.82	0.0257
086-011-30	\$33.00	0.2219
086-011-31	\$33.00	0.2219
086-011-32	\$0.00	0.0000
086-011-33	\$59.34	0.3990
086-011-34	\$33.00	0.2219

**CSA 48 Proposed Benefit
Assessment Rates for FY 2020-21**

Parcel	Assessment	Effective SFE
086-011-35	\$36.97	0.2486
086-011-36	\$14.08	0.0947
086-011-37	\$0.79	0.0053
086-021-02	\$21.19	0.1425
086-021-03	\$21.21	0.1426
086-021-04	\$0.28	0.0019
086-021-06	\$42.25	0.2841
086-021-07	\$21.34	0.1435
086-021-08	\$21.62	0.1454
086-021-09	\$20.34	0.1368
086-031-03	\$89.16	0.5995
086-031-04	\$0.43	0.0029
086-031-05	\$0.15	0.0010
086-031-06	\$0.31	0.0021
086-031-07	\$19.30	0.1298
086-031-08	\$21.36	0.1436
086-031-09	\$0.28	0.0019
086-031-10	\$1.74	0.0117
086-031-11	\$0.15	0.0010
086-031-12	\$0.79	0.0053
086-041-58	\$5.65	0.0380
086-041-59	\$36.87	0.2479
086-041-60	\$18.52	0.1245
086-041-61	\$0.64	0.0043
086-041-62	\$1.28	0.0086
086-041-63	\$2.26	0.0152
086-041-64	\$1.28	0.0086
086-051-01	\$22.64	0.1522
086-051-03	\$2.38	0.0160
086-051-04	\$169.63	1.1406
086-082-18	\$21.76	0.1463
086-121-01	\$147.04	0.9887
086-122-01	\$2.41	0.0162
086-122-02	\$0.15	0.0010
086-123-01	\$33.00	0.2219
086-123-02	\$33.00	0.2219
086-123-03	\$2.26	0.0152
086-123-04	\$143.98	0.9681
086-131-01	\$33.00	0.2219
086-131-02	\$33.00	0.2219
086-131-03	\$2.69	0.0181
086-131-04	\$33.00	0.2219
086-131-05	\$33.00	0.2219
086-141-01	\$33.00	0.2219
086-141-02	\$33.00	0.2219
086-141-03	\$33.00	0.2219
086-141-04	\$33.00	0.2219
086-141-05	\$33.00	0.2219
086-141-06	\$0.71	0.0048
086-141-07	\$33.00	0.2219

**CSA 48 Proposed Benefit
Assessment Rates for FY 2020-21**

Parcel	Assessment	Effective SFE
086-201-02	\$17.44	0.1173
086-201-03	\$0.16	0.0011
086-201-04	\$16.92	0.1138
086-201-10	\$5.53	0.0372
086-211-07	\$33.00	0.2219
086-211-09	\$33.00	0.2219
086-211-10	\$33.00	0.2219
086-211-11	\$33.00	0.2219
086-211-12	\$33.00	0.2219
086-211-13	\$33.00	0.2219
086-211-14	\$158.54	1.0660
086-211-15	\$33.00	0.2219
086-211-16	\$33.00	0.2219
086-211-17	\$33.00	0.2219
086-211-18	\$33.00	0.2219
086-211-19	\$33.00	0.2219
086-211-20	\$1.28	0.0086
086-211-21	\$142.41	0.9576
086-211-23	\$143.13	0.9624
086-211-24	\$186.49	1.2540
086-211-25	\$181.25	1.2187
086-211-26	\$2.54	0.0171
086-231-01	\$0.00	0.0000
086-231-03	\$33.00	0.2219
086-233-02	\$0.00	0.0000
086-235-02	\$0.00	0.0000
086-236-04	\$0.00	0.0000
086-237-02	\$0.00	0.0000
086-237-06	\$0.00	0.0000
086-241-02	\$33.00	0.2219
086-243-01	\$0.00	0.0000
086-243-02	\$0.00	0.0000
086-244-04	\$0.00	0.0000
086-244-08	\$0.00	0.0000
086-245-03	\$0.00	0.0000
086-245-05	\$33.00	0.2219
086-246-01	\$0.00	0.0000
086-246-02	\$0.00	0.0000
086-246-03	\$0.00	0.0000
086-246-04	\$0.00	0.0000
086-246-05	\$0.00	0.0000
086-246-06	\$0.00	0.0000
086-246-07	\$0.00	0.0000
086-246-08	\$0.00	0.0000
086-246-09	\$0.00	0.0000
086-246-10	\$33.00	0.2219
086-247-01	\$0.00	0.0000
086-247-02	\$0.00	0.0000
086-247-03	\$0.00	0.0000
086-247-04	\$0.00	0.0000

**CSA 48 Proposed Benefit
Assessment Rates for FY 2020-21**

ADDITIONAL MATERIALS #12.a

Appendix C

Parcel	Assessment	Effective SFE
086-247-05	\$33.00	0.2219
086-251-02	\$0.00	0.0000
086-251-08	\$0.00	0.0000
086-251-11	\$0.00	0.0000
086-251-14	\$33.00	0.2219
086-251-15	\$36.97	0.2486
086-252-07	\$0.00	0.0000
086-252-08	\$0.00	0.0000
086-253-01	\$0.00	0.0000
086-254-02	\$0.00	0.0000
086-254-03	\$0.00	0.0000
086-254-04	\$0.00	0.0000
086-254-05	\$0.00	0.0000
086-254-06	\$0.00	0.0000
086-261-01	\$0.00	0.0000
086-261-04	\$33.00	0.2219
086-262-01	\$0.00	0.0000
086-263-04	\$0.00	0.0000
086-263-05	\$0.00	0.0000
086-264-03	\$0.00	0.0000
086-264-06	\$0.00	0.0000
086-264-08	\$0.00	0.0000
086-264-09	\$0.00	0.0000
086-271-01	\$13.43	0.0903
086-271-02	\$44.79	0.3012
086-271-03	\$192.10	1.2917
086-271-09	\$33.00	0.2219
086-271-10	\$16.54	0.1112
086-271-12	\$2,086.66	14.0308
086-281-07	\$1.50	0.0101
086-281-11	\$36.97	0.2486
086-281-14	\$190.44	1.2805
086-281-15	\$0.00	0.0000
086-281-17	\$7.17	0.0482
086-281-20	\$13.77	0.0926
086-281-21	\$57,734.12	388.2068
086-281-22	\$25.31	0.1702
086-281-23	\$6.16	0.0414
086-281-24	\$363.28	2.4427
086-281-25	\$4.16	0.0280
086-281-26	\$11.87	0.0798
086-281-27	\$10.92	0.0734
086-281-28	\$491.97	3.3080
086-281-29	\$3.48	0.0234
086-281-30	\$25.16	0.1692
086-291-04	\$2,278.99	15.3240
086-291-05	\$37.75	0.2538
086-291-06	\$45.26	0.3043
086-371-01	\$164.29	1.1047
086-371-04	\$193.04	1.2980

**CSA 48 Proposed Benefit
Assessment Rates for FY 2020-21**

Parcel	Assessment	Effective SFE
086-371-05	\$198.79	1.3367
086-371-06	\$216.19	1.4537
086-371-07	\$147.04	0.9887
086-371-08	\$0.28	0.0019
086-371-09	\$33.00	0.2219
086-371-12	\$170.03	1.1433
086-371-13	\$2.05	0.0138
086-371-14	\$1.41	0.0095
086-371-16	\$170.03	1.1433
086-371-17	\$170.03	1.1433
086-371-18	\$170.03	1.1433
086-521-01	\$152.78	1.0273
086-521-02	\$147.04	0.9887
086-521-03	\$164.29	1.1047
086-521-04	\$0.85	0.0057
086-521-05	\$152.78	1.0273
086-521-08	\$33.00	0.2219
086-521-09	\$33.00	0.2219
086-521-12	\$3.96	0.0266
086-521-15	\$152.78	1.0273
086-531-01	\$33.00	0.2219
086-531-03	\$33.00	0.2219
086-531-04	\$33.00	0.2219
086-531-05	\$10.60	0.0713
086-531-06	\$33.00	0.2219
086-531-07	\$33.00	0.2219
086-531-08	\$33.00	0.2219
086-541-02	\$33.00	0.2219
086-541-03	\$0.43	0.0029
086-541-05	\$1.10	0.0074
086-541-07	\$0.43	0.0029
086-541-08	\$1.28	0.0086
086-541-09	\$5.38	0.0362
086-541-10	\$1.13	0.0076
086-542-01	\$0.71	0.0048
086-551-02	\$36.97	0.2486
086-551-03	\$6.96	0.0468
086-551-04	\$36.97	0.2486
086-631-01	\$1.84	0.0124
086-631-02	\$1.84	0.0124
086-631-03	\$1.41	0.0095
086-631-04	\$1.13	0.0076
086-631-05	\$164.41	1.1055
086-631-06	\$141.28	0.9500
086-631-07	\$33.00	0.2219
086-631-08	\$4.60	0.0309
086-631-09	\$36.97	0.2486
086-631-10	\$340.08	2.2867
086-631-11	\$1.84	0.0124
086-631-12	\$147.04	0.9887

**CSA 48 Proposed Benefit
Assessment Rates for FY 2020-21**

Parcel	Assessment	Effective SFE
086-631-13	\$1.13	0.0076
086-631-14	\$33.00	0.2219
086-631-15	\$2.69	0.0181
086-631-16	\$5.93	0.0399
086-631-17	\$0.43	0.0029
086-631-18	\$1,933.06	12.9980
086-631-19	\$0.71	0.0048
086-631-20	\$2.83	0.0190
086-631-21	\$3.11	0.0209
087-011-03	\$274.55	1.8461
087-011-04	\$16.79	0.1129
087-011-05	\$19.53	0.1313
087-021-02	\$38.91	0.2616
087-021-08	\$37.75	0.2538
087-021-09	\$0.00	0.0000
087-021-11	\$8.66	0.0582
087-021-12	\$8.49	0.0571
087-021-15	\$247.92	1.6670
087-021-16	\$0.89	0.0060
087-021-21	\$38.91	0.2616
087-021-23	\$38.91	0.2616
087-021-24	\$38.91	0.2616
087-021-25	\$180.13	1.2112
087-021-26	\$1.49	0.0100
087-021-27	\$193.68	1.3023
087-021-28	\$2.22	0.0149
087-031-03	\$6.66	0.0448
087-031-04	\$32.48	0.2184
087-031-05	\$2.50	0.0168
087-031-06	\$4.16	0.0280
087-031-07	\$2.02	0.0136
087-031-08	\$0.86	0.0058
087-031-09	\$1.49	0.0100
087-031-10	\$0.59	0.0040
087-031-12	\$37.77	0.2540
087-031-13	\$26.03	0.1750
087-031-14	\$4.46	0.0300
087-031-15	\$13.33	0.0896
087-041-01	\$149.54	1.0055
087-041-16	\$193.04	1.2980
087-041-17	\$33.00	0.2219
087-041-18	\$187.28	1.2593
087-041-19	\$33.00	0.2219
087-041-22	\$10.44	0.0702
087-052-01	\$2.45	0.0165
087-052-02	\$33.70	0.2266
087-052-03	\$214.71	1.4437
087-052-04	\$191.22	1.2858
087-052-05	\$291.05	1.9570
087-052-06	\$214.71	1.4437

**CSA 48 Proposed Benefit
Assessment Rates for FY 2020-21**

Parcel	Assessment	Effective SFE
087-052-07	\$34.74	0.2336
087-052-08	\$34.74	0.2336
087-052-09	\$34.74	0.2336
087-052-10	\$34.74	0.2336
087-052-11	\$34.74	0.2336
087-053-01	\$33.70	0.2266
087-053-02	\$156.01	1.0490
087-053-03	\$33.70	0.2266
087-053-04	\$185.36	1.2464
087-053-05	\$33.70	0.2266
087-053-06	\$214.71	1.4437
087-053-07	\$33.70	0.2266
087-053-08	\$214.71	1.4437
087-053-09	\$33.70	0.2266
087-053-10	\$1.44	0.0097
087-053-11	\$1.29	0.0087
087-053-12	\$33.70	0.2266
087-053-13	\$202.97	1.3648
087-053-15	\$197.10	1.3253
087-053-17	\$167.74	1.1279
087-053-18	\$167.74	1.1279
087-053-19	\$33.70	0.2266
087-053-20	\$164.29	1.1047
087-053-21	\$2.89	0.0194
087-053-22	\$197.10	1.3253
087-053-23	\$197.10	1.3253
087-141-02	\$24.69	0.1660
087-141-05	\$196.88	1.3238
087-171-01	\$299.92	2.0167
087-171-02	\$3.00	0.0202
087-171-05	\$3.00	0.0202
087-171-06	\$3.00	0.0202
087-171-07	\$1.70	0.0114
087-171-08	\$167.41	1.1257
087-171-09	\$658.12	4.4252
087-231-13	\$33.00	0.2219
087-231-15	\$33.00	0.2219
087-231-16	\$175.79	1.1820
087-231-17	\$204.53	1.3753
087-231-18	\$233.28	1.5686
087-231-19	\$33.00	0.2219
087-231-20	\$33.00	0.2219
087-231-28	\$184.00	1.2372
087-231-30	\$19.62	0.1319
087-231-31	\$325.34	2.1876
087-231-34	\$36.97	0.2486
087-231-35	\$716.68	4.8190
087-241-01	\$33.00	0.2219
087-241-03	\$0.57	0.0038
087-241-04	\$33.00	0.2219

**CSA 48 Proposed Benefit
Assessment Rates for FY 2020-21**

ADDITIONAL MATERIALS #12.a

Appendix C

Parcel	Assessment	Effective SFE
087-241-05	\$33.00	0.2219
087-241-08	\$33.00	0.2219
087-241-09	\$33.00	0.2219
087-241-10	\$33.00	0.2219
087-241-11	\$1.13	0.0076
087-241-12	\$33.00	0.2219
087-241-13	\$33.00	0.2219
087-241-14	\$33.00	0.2219
087-261-01	\$179.49	1.2069
087-261-02	\$179.49	1.2069
087-261-03	\$33.70	0.2266
087-261-04	\$33.70	0.2266
087-261-05	\$33.70	0.2266
087-261-06	\$197.10	1.3253
087-261-07	\$197.10	1.3253
087-261-08	\$341.36	2.2953
087-261-09	\$33.70	0.2266
087-261-10	\$167.74	1.1279
087-261-11	\$156.01	1.0490
087-261-12	\$156.01	1.0490
087-261-13	\$33.70	0.2266
087-261-14	\$300.27	2.0190
087-261-15	\$156.01	1.0490
087-261-16	\$33.70	0.2266
087-261-17	\$220.75	1.4843
087-261-18	\$220.75	1.4843
087-261-21	\$156.01	1.0490
087-261-22	\$156.01	1.0490
087-261-23	\$167.74	1.1279
087-261-24	\$167.74	1.1279
087-261-25	\$167.74	1.1279
087-261-26	\$33.70	0.2266
087-261-27	\$193.04	1.2980
087-261-28	\$142.56	0.9586
087-261-29	\$33.70	0.2266
087-261-30	\$33.70	0.2266
087-261-31	\$156.01	1.0490
087-261-32	\$33.70	0.2266
087-261-33	\$184.00	1.2372
087-261-34	\$33.00	0.2219
087-261-35	\$152.78	1.0273
087-261-36	\$33.00	0.2219
087-261-37	\$152.78	1.0273
087-261-38	\$33.00	0.2219
087-261-39	\$152.78	1.0273
087-261-40	\$33.00	0.2219
087-261-41	\$33.00	0.2219
087-261-42	\$152.78	1.0273
087-261-43	\$294.06	1.9773
087-261-44	\$170.03	1.1433

**CSA 48 Proposed Benefit
Assessment Rates for FY 2020-21**

ADDITIONAL MATERIALS #12.a

Appendix C

Parcel	Assessment	Effective SFE
087-261-45	\$250.53	1.6846
087-261-46	\$33.00	0.2219
087-261-47	\$164.29	1.1047
087-261-48	\$33.00	0.2219
087-261-49	\$33.00	0.2219
087-261-50	\$33.00	0.2219
087-261-51	\$33.00	0.2219
087-261-52	\$33.00	0.2219
087-261-53	\$167.74	1.1279
087-271-01	\$36.97	0.2486
087-271-02	\$36.97	0.2486
087-271-03	\$33.00	0.2219
087-271-04	\$36.97	0.2486
087-271-05	\$1.58	0.0106
087-271-06	\$36.97	0.2486
087-271-07	\$36.97	0.2486
087-271-08	\$36.97	0.2486
087-281-01	\$274.17	1.8435
087-281-05	\$241.97	1.6270
087-281-07	\$222.63	1.4970
087-281-08	\$261.29	1.7569
087-281-09	\$36.97	0.2486
087-281-10	\$1.58	0.0106
087-311-01	\$34.62	0.2328
087-331-01	\$33.00	0.2219
087-331-02	\$36.97	0.2486
087-331-03	\$33.00	0.2219
087-331-04	\$345.00	2.3198
087-331-05	\$4.91	0.0330
087-331-06	\$171.53	1.1534
088-011-01	\$0.00	0.0000
088-011-06	\$0.00	0.0000
088-011-07	\$0.00	0.0000
088-011-08	\$1,560.01	10.4896
088-011-09	\$39.95	0.2686
088-011-10	\$0.00	0.0000
088-021-07	\$0.00	0.0000
088-031-01	\$0.88	0.0059
088-031-40	\$2.45	0.0165
088-041-04	\$0.18	0.0012
088-041-07	\$0.36	0.0024
088-041-09	\$0.16	0.0011
088-041-39	\$1.75	0.0118
088-041-40	\$156.16	1.0500
088-041-41	\$156.16	1.0500
088-051-03	\$3.67	0.0247
088-051-10	\$1.71	0.0115
088-051-11	\$5.65	0.0380
088-051-12	\$5.31	0.0357
088-051-32	\$0.00	0.0000

**CSA 48 Proposed Benefit
Assessment Rates for FY 2020-21**

Parcel	Assessment	Effective SFE
088-051-36	\$0.00	0.0000
088-051-37	\$1,595.29	10.7268
088-051-38	\$0.62	0.0042
088-061-16	\$214.95	1.4453
088-061-18	\$222.74	1.4977
088-061-19	\$222.74	1.4977
088-061-22	\$253.92	1.7074
088-061-24	\$238.32	1.6025
088-061-26	\$414.29	2.7857
088-061-28	\$44.75	0.3009
088-061-29	\$207.14	1.3928
088-061-30	\$207.14	1.3928
088-061-31	\$44.75	0.3009
088-061-32	\$222.74	1.4977
088-061-34	\$44.75	0.3009
088-061-36	\$238.32	1.6025
088-061-37	\$222.74	1.4977
088-061-38	\$222.74	1.4977
088-061-39	\$238.32	1.6025
088-071-01	\$5.77	0.0388
088-071-02	\$50.37	0.3387
088-071-03	\$14.95	0.1005
088-071-09	\$283.27	1.9047
088-071-13	\$16.98	0.1142
088-071-14	\$6.99	0.0470
088-071-15	\$5.59	0.0376
088-071-17	\$8.83	0.0594
088-071-18	\$47.80	0.3214
088-071-22	\$303.02	2.0375
088-071-23	\$264.20	1.7765
088-071-24	\$295.98	1.9902
088-081-03	\$1.73	0.0116
088-081-04	\$4.37	0.0294
088-081-06	\$47.31	0.3181
088-081-09	\$30.09	0.2023
088-081-10	\$17.13	0.1152
088-081-11	\$158.19	1.0637
088-081-12	\$5.16	0.0347
088-091-02	\$7.17	0.0482
088-091-03	\$6.99	0.0470
088-091-04	\$6.99	0.0470
088-091-06	\$6.62	0.0445
088-091-07	\$0.16	0.0011
088-091-08	\$0.16	0.0011
088-091-09	\$0.16	0.0011
088-091-10	\$0.16	0.0011
088-091-11	\$0.16	0.0011
088-091-12	\$44.75	0.3009
088-091-14	\$409.41	2.7529
088-091-15	\$6.34	0.0426

**CSA 48 Proposed Benefit
Assessment Rates for FY 2020-21**

ADDITIONAL MATERIALS #12.a

Appendix C

Parcel	Assessment	Effective SFE
088-091-16	\$45.42	0.3054
088-091-18	\$19.94	0.1341
088-091-19	\$6.78	0.0456
088-091-20	\$6.17	0.0415
088-091-21	\$1.58	0.0106
088-091-22	\$6.65	0.0447
088-091-23	\$6.81	0.0458
088-091-24	\$1.58	0.0106
088-091-25	\$1.58	0.0106
088-091-26	\$1.58	0.0106
088-091-27	\$6.99	0.0470
088-091-28	\$7.33	0.0493
088-091-31	\$6.95	0.0467
088-091-32	\$6.47	0.0435
088-091-33	\$6.62	0.0445
088-091-34	\$6.65	0.0447
088-091-35	\$0.18	0.0012
088-091-36	\$28.15	0.1893
088-101-04	\$171.03	1.1500
088-101-05	\$219.75	1.4776
088-101-09	\$7.53	0.0506
088-101-11	\$39.95	0.2686
088-101-15	\$191.91	1.2904
088-101-16	\$39.95	0.2686
088-101-31	\$428.58	2.8818
088-101-34	\$353.52	2.3771
088-101-35	\$191.91	1.2904
088-101-36	\$216.64	1.4567
088-111-01	\$11.23	0.0755
088-111-02	\$25.31	0.1702
088-111-03	\$6.34	0.0426
088-111-07	\$3.17	0.0213
088-111-08	\$3.17	0.0213
088-111-11	\$6.34	0.0426
088-111-15	\$19.87	0.1336
088-111-17	\$40.85	0.2747
088-111-18	\$36.48	0.2453
088-111-24	\$40.85	0.2747
088-111-32	\$40.85	0.2747
088-111-35	\$40.85	0.2747
088-111-36	\$36.97	0.2486
088-111-37	\$36.97	0.2486
088-111-38	\$40.85	0.2747
088-111-39	\$33.00	0.2219
088-111-42	\$194.29	1.3064
088-111-43	\$40.85	0.2747
088-111-44	\$33.00	0.2219
088-111-45	\$36.48	0.2453
088-111-46	\$0.00	0.0000
088-121-19	\$212.79	1.4308

**CSA 48 Proposed Benefit
Assessment Rates for FY 2020-21**

Parcel	Assessment	Effective SFE
088-121-20	\$376.86	2.5340
088-121-21	\$268.48	1.8053
088-121-22	\$39.95	0.2686
088-131-03	\$476.75	3.2057
088-131-36	\$264.20	1.7765
088-131-37	\$40.85	0.2747
088-131-39	\$40.85	0.2747
088-131-55	\$296.32	1.9925
088-131-56	\$5.67	0.0381
088-131-57	\$336.05	2.2596
088-141-09	\$34.74	0.2336
088-141-15	\$251.62	1.6919
088-141-21	\$37.75	0.2538
088-141-22	\$394.15	2.6503
088-141-23	\$203.20	1.3663
088-141-24	\$34.74	0.2336
088-141-26	\$288.59	1.9405
088-141-28	\$34.74	0.2336
088-141-29	\$34.74	0.2336
088-141-30	\$34.74	0.2336
088-141-31	\$34.74	0.2336
088-141-36	\$40.85	0.2747
088-141-37	\$40.85	0.2747
088-141-39	\$40.85	0.2747
088-141-40	\$40.85	0.2747
088-141-41	\$40.85	0.2747
088-141-42	\$40.85	0.2747
088-141-43	\$40.85	0.2747
088-141-44	\$38.91	0.2616
088-141-46	\$36.48	0.2453
088-141-50	\$40.85	0.2747
088-141-52	\$178.98	1.2035
088-141-55	\$34.74	0.2336
088-141-56	\$34.74	0.2336
088-141-57	\$197.14	1.3256
088-141-58	\$34.74	0.2336
088-141-63	\$0.00	0.0000
088-141-64	\$0.00	0.0000
088-141-67	\$38.91	0.2616
088-141-68	\$38.91	0.2616
088-141-69	\$295.37	1.9861
088-141-70	\$0.00	0.0000
088-141-74	\$40.85	0.2747
088-141-75	\$38.91	0.2616
088-141-78	\$207.24	1.3935
088-141-79	\$38.91	0.2616
088-141-80	\$34.74	0.2336
088-141-81	\$34.74	0.2336
088-141-84	\$38.91	0.2616
088-141-85	\$38.91	0.2616

**CSA 48 Proposed Benefit
Assessment Rates for FY 2020-21**

Parcel	Assessment	Effective SFE
088-141-89	\$0.00	0.0000
088-141-90	\$0.00	0.0000
088-141-91	\$274.55	1.8461
088-151-08	\$11.15	0.0750
088-151-32	\$478.92	3.2203
088-151-34	\$8.08	0.0543
088-151-35	\$458.79	3.0849
088-161-02	\$369.90	2.4872
088-161-03	\$39.95	0.2686
088-161-05	\$226.71	1.5244
088-161-11	\$205.83	1.3840
088-161-12	\$39.95	0.2686
088-161-14	\$184.95	1.2436
088-161-16	\$219.75	1.4776
088-161-17	\$296.32	1.9925
088-161-19	\$191.91	1.2904
088-161-20	\$184.95	1.2436
088-161-21	\$303.28	2.0393
088-171-02	\$39.95	0.2686
088-171-03	\$0.00	0.0000
088-171-04	\$39.95	0.2686
088-171-07	\$254.56	1.7117
088-171-09	\$0.00	0.0000
088-171-11	\$376.86	2.5340
088-171-12	\$0.00	0.0000
088-181-03	\$166.88	1.1221
088-181-07	\$160.83	1.0814
088-181-10	\$160.83	1.0814
088-181-13	\$160.83	1.0814
088-181-16	\$160.83	1.0814
088-181-17	\$203.20	1.3663
088-181-18	\$227.41	1.5291
088-181-20	\$197.14	1.3256
088-181-21	\$172.93	1.1628
088-191-01	\$227.59	1.5303
088-191-03	\$234.35	1.5758
088-191-04	\$227.59	1.5303
088-191-05	\$209.75	1.4104
088-201-07	\$288.78	1.9418
088-201-09	\$247.60	1.6649
088-201-13	\$292.90	1.9695
088-201-21	\$285.11	1.9171
088-201-27	\$233.67	1.5712
088-201-28	\$254.56	1.7117
088-201-29	\$233.67	1.5712
088-201-30	\$240.64	1.6181
088-201-34	\$44.75	0.3009
088-201-35	\$207.14	1.3928
088-201-36	\$44.75	0.3009
088-201-41	\$516.07	3.4701

**CSA 48 Proposed Benefit
Assessment Rates for FY 2020-21**

Parcel	Assessment	Effective SFE
088-201-42	\$39.95	0.2686
088-201-43	\$372.89	2.5073
088-201-47	\$44.75	0.3009
088-201-48	\$224.72	1.5110
088-201-49	\$214.95	1.4453
088-201-50	\$0.00	0.0000
088-201-56	\$181.57	1.2209
088-201-57	\$212.79	1.4308
088-201-59	\$219.75	1.4776
088-201-60	\$219.75	1.4776
088-201-63	\$269.51	1.8122
088-201-67	\$212.79	1.4308
088-201-69	\$308.49	2.0743
088-201-70	\$44.75	0.3009
088-211-05	\$289.36	1.9457
088-211-06	\$268.48	1.8053
088-211-07	\$0.18	0.0012
088-211-14	\$246.13	1.6550
088-211-19	\$207.00	1.3919
088-211-23	\$210.48	1.4153
088-211-24	\$217.61	1.4632
088-211-26	\$207.14	1.3928
088-211-28	\$207.14	1.3928
088-211-29	\$191.91	1.2904
088-211-30	\$191.91	1.2904
088-211-31	\$39.95	0.2686
088-211-32	\$198.87	1.3372
088-211-33	\$198.87	1.3372
088-211-34	\$205.83	1.3840
088-211-35	\$196.25	1.3196
088-211-38	\$238.32	1.6025
088-211-39	\$214.95	1.4453
088-211-40	\$175.22	1.1782
088-211-41	\$187.94	1.2637
088-211-49	\$214.95	1.4453
088-211-50	\$261.72	1.7598
088-211-51	\$261.72	1.7598
088-221-04	\$0.00	0.0000
088-221-05	\$0.34	0.0023
088-221-06	\$1,560.01	10.4896
088-231-01	\$171.03	1.1500
088-231-02	\$171.03	1.1500
088-231-03	\$171.03	1.1500
088-231-04	\$171.03	1.1500
088-231-05	\$171.03	1.1500
088-231-06	\$171.03	1.1500
088-231-07	\$171.03	1.1500
088-231-10	\$177.99	1.1968
088-231-11	\$171.03	1.1500
088-231-14	\$171.03	1.1500

**CSA 48 Proposed Benefit
Assessment Rates for FY 2020-21**

ADDITIONAL MATERIALS #12.a

Appendix C

Parcel	Assessment	Effective SFE
088-231-15	\$171.03	1.1500
088-231-16	\$171.03	1.1500
088-231-17	\$328.30	2.2075
088-231-18	\$0.00	0.0000
088-231-21	\$0.00	0.0000
088-231-22	\$177.99	1.1968
088-231-23	\$177.99	1.1968
088-231-24	\$171.03	1.1500
088-231-25	\$177.99	1.1968
088-241-01	\$171.03	1.1500
088-241-02	\$171.03	1.1500
088-241-03	\$0.00	0.0000
088-241-04	\$177.99	1.1968
088-241-05	\$171.03	1.1500
088-241-06	\$177.99	1.1968
088-241-07	\$171.03	1.1500
088-241-08	\$39.95	0.2686
088-241-09	\$171.03	1.1500
088-241-10	\$177.99	1.1968
088-241-11	\$171.03	1.1500
088-241-12	\$177.99	1.1968
088-241-14	\$171.03	1.1500
088-241-15	\$171.03	1.1500
088-241-16	\$171.03	1.1500
088-241-17	\$177.99	1.1968
088-241-18	\$171.03	1.1500
088-241-19	\$177.99	1.1968
088-241-20	\$171.03	1.1500
088-241-21	\$171.03	1.1500
088-241-22	\$177.99	1.1968
088-241-23	\$0.00	0.0000
088-241-24	\$0.00	0.0000
088-241-25	\$0.00	0.0000
088-241-26	\$39.95	0.2686
088-241-27	\$171.03	1.1500
088-241-28	\$171.03	1.1500
088-241-29	\$177.99	1.1968
088-241-30	\$171.03	1.1500
088-241-31	\$171.03	1.1500
088-241-32	\$0.00	0.0000
088-241-33	\$156.16	1.0500
088-241-34	\$156.16	1.0500
088-241-35	\$156.16	1.0500
088-241-36	\$162.51	1.0927
088-241-37	\$156.16	1.0500
088-241-38	\$156.16	1.0500
088-241-39	\$156.16	1.0500
088-241-42	\$0.00	0.0000
088-241-43	\$0.00	0.0000
088-241-44	\$171.03	1.1500

**CSA 48 Proposed Benefit
Assessment Rates for FY 2020-21**

ADDITIONAL MATERIALS #12.a

Appendix C

Parcel	Assessment	Effective SFE
088-241-45	\$0.00	0.0000
088-241-46	\$162.51	1.0927
088-251-03	\$177.99	1.1968
088-251-04	\$177.99	1.1968
088-251-05	\$177.99	1.1968
088-251-06	\$171.03	1.1500
088-251-07	\$177.99	1.1968
088-251-09	\$162.51	1.0927
088-251-11	\$162.51	1.0927
088-251-13	\$156.16	1.0500
088-251-14	\$182.02	1.2239
088-251-15	\$182.02	1.2239
088-251-16	\$174.89	1.1760
088-251-17	\$182.02	1.2239
088-251-18	\$174.89	1.1760
088-251-19	\$182.02	1.2239
088-251-20	\$174.89	1.1760
088-251-21	\$174.89	1.1760
088-251-22	\$182.02	1.2239
088-251-23	\$174.89	1.1760
088-251-24	\$174.89	1.1760
088-251-25	\$174.89	1.1760
088-251-26	\$174.89	1.1760
088-251-27	\$0.00	0.0000
088-251-28	\$177.99	1.1968
088-261-01	\$156.16	1.0500
088-261-02	\$156.16	1.0500
088-261-03	\$156.16	1.0500
088-261-04	\$318.66	2.1427
088-261-05	\$182.02	1.2239
088-261-06	\$162.51	1.0927
088-261-08	\$162.51	1.0927
088-261-09	\$156.16	1.0500
088-261-10	\$174.89	1.1760
088-261-11	\$174.89	1.1760
088-261-12	\$182.02	1.2239
088-261-14	\$162.51	1.0927
088-261-15	\$162.51	1.0927
088-261-16	\$0.16	0.0011
088-261-18	\$36.48	0.2453
088-261-19	\$156.16	1.0500
088-261-20	\$156.16	1.0500
088-261-21	\$162.51	1.0927
088-261-22	\$162.51	1.0927
088-261-23	\$156.16	1.0500
088-261-24	\$156.16	1.0500
088-261-25	\$162.51	1.0927
088-261-26	\$182.02	1.2239
088-261-27	\$182.02	1.2239
088-261-28	\$0.00	0.0000

**CSA 48 Proposed Benefit
Assessment Rates for FY 2020-21**

Parcel	Assessment	Effective SFE
088-261-29	\$162.51	1.0927
088-261-30	\$182.02	1.2239
088-271-02	\$182.02	1.2239
088-271-03	\$174.89	1.1760
088-271-04	\$182.02	1.2239
088-271-05	\$182.02	1.2239
088-271-06	\$182.02	1.2239
088-271-07	\$182.02	1.2239
088-271-08	\$174.89	1.1760
088-271-09	\$182.02	1.2239
088-271-11	\$156.16	1.0500
088-271-13	\$156.16	1.0500
088-271-14	\$156.16	1.0500
088-271-17	\$156.16	1.0500
088-271-18	\$174.89	1.1760
088-271-19	\$182.02	1.2239
088-271-22	\$156.16	1.0500
088-271-23	\$162.51	1.0927
088-271-24	\$156.16	1.0500
088-271-25	\$156.16	1.0500
088-271-26	\$156.16	1.0500
088-271-27	\$174.89	1.1760
088-271-29	\$182.02	1.2239
088-271-30	\$189.13	1.2717
088-281-01	\$6.95	0.0467
088-281-13	\$254.70	1.7126
088-281-14	\$227.59	1.5303
088-281-15	\$319.39	2.1476
088-281-17	\$344.63	2.3173
088-291-01	\$39.95	0.2686
088-291-02	\$275.44	1.8521
088-291-03	\$44.75	0.3009
088-291-04	\$254.56	1.7117
088-291-05	\$13.79	0.0927
088-291-06	\$38.91	0.2616
088-291-07	\$702.75	4.7253
088-301-01	\$200.46	1.3479
088-301-02	\$180.13	1.2112
088-301-03	\$186.91	1.2568
088-301-04	\$37.75	0.2538
088-301-05	\$353.48	2.3768
088-301-06	\$173.35	1.1656
088-301-07	\$234.35	1.5758
088-301-08	\$308.94	2.0773
088-311-01	\$38.91	0.2616
088-311-02	\$38.91	0.2616
088-311-03	\$200.46	1.3479
088-321-01	\$0.00	0.0000
088-321-02	\$0.00	0.0000
088-331-01	\$245.57	1.6512

**CSA 48 Proposed Benefit
Assessment Rates for FY 2020-21**

Parcel	Assessment	Effective SFE
088-331-02	\$166.88	1.1221
088-331-03	\$197.14	1.3256
088-331-04	\$178.98	1.2035
088-331-05	\$34.74	0.2336
088-341-01	\$38.91	0.2616
088-341-02	\$40.85	0.2747
088-341-03	\$238.96	1.6068
088-341-04	\$40.85	0.2747
088-341-05	\$40.85	0.2747
088-341-06	\$40.85	0.2747
088-341-07	\$40.85	0.2747
088-351-01	\$219.75	1.4776
088-351-02	\$269.51	1.8122
088-351-03	\$409.84	2.7558
088-351-04	\$4.98	0.0335
089-011-02	\$104.43	0.7022
089-011-03	\$5.93	0.0399
089-011-04	\$36.97	0.2486
089-011-16	\$4.27	0.0287
089-011-17	\$6.81	0.0458
089-011-18	\$341.34	2.2952
089-011-19	\$6.65	0.0447
089-011-20	\$33.00	0.2219
089-011-22	\$203.20	1.3663
089-011-29	\$36.48	0.2453
089-011-30	\$36.48	0.2453
089-011-31	\$213.35	1.4346
089-011-32	\$36.97	0.2486
089-011-34	\$36.97	0.2486
089-011-35	\$36.97	0.2486
089-011-36	\$33.00	0.2219
089-011-37	\$33.00	0.2219
089-011-38	\$33.00	0.2219
089-011-39	\$33.00	0.2219
089-011-40	\$33.00	0.2219
089-011-41	\$1.74	0.0117
089-011-42	\$33.00	0.2219
089-011-43	\$1.56	0.0105
089-011-44	\$33.00	0.2219
089-011-45	\$33.00	0.2219
089-011-46	\$33.00	0.2219
089-011-47	\$33.00	0.2219
089-011-48	\$33.00	0.2219
089-011-49	\$33.00	0.2219
089-011-50	\$198.79	1.3367
089-011-51	\$33.00	0.2219
089-011-52	\$33.00	0.2219
089-011-53	\$204.53	1.3753
089-011-55	\$36.97	0.2486
089-011-56	\$36.97	0.2486

**CSA 48 Proposed Benefit
Assessment Rates for FY 2020-21**

Parcel	Assessment	Effective SFE
089-011-57	\$3.54	0.0238
089-011-58	\$36.97	0.2486
089-011-59	\$3.96	0.0266
089-011-60	\$33.00	0.2219
089-011-61	\$33.00	0.2219
089-011-62	\$33.00	0.2219
089-011-63	\$33.00	0.2219
089-011-64	\$1.56	0.0105
089-011-65	\$33.00	0.2219
089-011-66	\$33.00	0.2219
089-011-67	\$33.00	0.2219
089-021-10	\$33.00	0.2219
089-021-11	\$34.74	0.2336
089-021-12	\$203.20	1.3663
089-021-13	\$34.74	0.2336
089-021-14	\$34.74	0.2336
089-021-15	\$5.83	0.0392
089-021-16	\$5.50	0.0370
089-021-20	\$6.65	0.0447
089-021-22	\$38.91	0.2616
089-021-27	\$3.17	0.0213
089-021-28	\$234.35	1.5758
089-021-35	\$36.97	0.2486
089-021-36	\$1.58	0.0106
089-021-37	\$33.00	0.2219
089-021-38	\$36.97	0.2486
089-021-44	\$38.91	0.2616
089-021-45	\$38.91	0.2616
089-021-46	\$38.91	0.2616
089-021-47	\$38.91	0.2616
089-021-51	\$33.00	0.2219
089-021-53	\$33.00	0.2219
089-021-54	\$34.74	0.2336
089-021-55	\$38.91	0.2616
089-021-56	\$193.68	1.3023
089-021-57	\$38.91	0.2616
089-021-58	\$2.83	0.0190
089-021-59	\$197.14	1.3256
089-021-60	\$34.74	0.2336
089-021-64	\$234.35	1.5758
089-021-65	\$209.25	1.4070
089-021-66	\$34.74	0.2336
089-021-67	\$34.74	0.2336
089-021-68	\$38.91	0.2616
089-021-69	\$38.91	0.2616
089-021-70	\$38.91	0.2616
089-021-71	\$34.74	0.2336
089-021-72	\$34.74	0.2336
089-021-73	\$34.74	0.2336
089-021-74	\$197.14	1.3256

**CSA 48 Proposed Benefit
Assessment Rates for FY 2020-21**

Parcel	Assessment	Effective SFE
089-031-02	\$6.81	0.0458
089-031-07	\$24.38	0.1639
089-031-10	\$36.97	0.2486
089-031-13	\$36.97	0.2486
089-031-15	\$280.60	1.8868
089-031-18	\$36.97	0.2486
089-031-19	\$287.04	1.9301
089-031-20	\$36.97	0.2486
089-031-21	\$222.63	1.4970
089-031-24	\$36.97	0.2486
089-031-25	\$36.97	0.2486
089-031-35	\$36.97	0.2486
089-031-36	\$36.97	0.2486
089-031-51	\$33.00	0.2219
089-031-52	\$210.29	1.4140
089-031-56	\$36.97	0.2486
089-031-57	\$36.97	0.2486
089-031-58	\$36.97	0.2486
089-031-59	\$36.97	0.2486
089-031-61	\$36.97	0.2486
089-031-62	\$36.97	0.2486
089-031-70	\$33.00	0.2219
089-031-71	\$33.00	0.2219
089-031-79	\$161.55	1.0863
089-031-80	\$1.41	0.0095
089-031-90	\$36.97	0.2486
089-031-91	\$147.04	0.9887
089-031-92	\$147.04	0.9887
089-031-93	\$152.78	1.0273
089-031-94	\$0.00	0.0000
089-031-95	\$33.00	0.2219
089-031-96	\$36.97	0.2486
089-031-97	\$1.98	0.0133
089-031-98	\$441.61	2.9694
089-041-39	\$37.75	0.2538
089-041-46	\$33.70	0.2266
089-041-50	\$209.75	1.4104
089-041-57	\$174.72	1.1748
089-041-58	\$36.97	0.2486
089-041-63	\$181.29	1.2190
089-041-67	\$227.59	1.5303
089-041-69	\$34.74	0.2336
089-041-71	\$37.75	0.2538
089-041-72	\$37.75	0.2538
089-041-73	\$180.40	1.2130
089-041-74	\$542.98	3.6510
089-041-76	\$34.74	0.2336
089-041-77	\$34.74	0.2336
089-041-78	\$33.70	0.2266
089-041-79	\$33.70	0.2266

**CSA 48 Proposed Benefit
Assessment Rates for FY 2020-21**

ADDITIONAL MATERIALS #12.a

Appendix C

Parcel	Assessment	Effective SFE
089-041-80	\$197.10	1.3253
089-041-81	\$37.75	0.2538
089-041-86	\$34.74	0.2336
089-041-87	\$34.74	0.2336
089-041-89	\$37.75	0.2538
089-041-93	\$1.01	0.0068
089-041-94	\$29.36	0.1974
089-051-01	\$151.32	1.0175
089-051-02	\$14.56	0.0979
089-051-05	\$14.08	0.0947
089-051-08	\$168.84	1.1353
089-051-09	\$25.31	0.1702
089-051-11	\$283.28	1.9048
089-051-12	\$171.06	1.1502
089-051-13	\$241.97	1.6270
089-051-21	\$36.97	0.2486
089-051-22	\$222.63	1.4970
089-051-24	\$209.75	1.4104
089-051-26	\$216.19	1.4537
089-051-27	\$216.19	1.4537
089-051-28	\$36.97	0.2486
089-051-29	\$33.00	0.2219
089-051-32	\$209.75	1.4104
089-051-34	\$36.97	0.2486
089-051-35	\$33.00	0.2219
089-051-36	\$190.44	1.2805
089-051-37	\$441.61	2.9694
089-061-07	\$178.33	1.1991
089-061-22	\$363.07	2.4413
089-061-35	\$6.65	0.0447
089-061-36	\$22.47	0.1511
089-081-01	\$33.00	0.2219
089-081-18	\$181.54	1.2207
089-081-23	\$170.03	1.1433
089-081-24	\$170.03	1.1433
089-081-26	\$164.29	1.1047
089-081-27	\$33.00	0.2219
089-081-28	\$158.54	1.0660
089-081-29	\$152.78	1.0273
089-081-30	\$33.00	0.2219
089-081-34	\$21.52	0.1447
089-081-35	\$446.86	3.0047
089-081-37	\$142.70	0.9595
089-081-38	\$2.69	0.0181
089-081-39	\$33.00	0.2219
089-091-34	\$198.79	1.3367
089-091-36	\$33.00	0.2219
089-091-37	\$33.00	0.2219
089-091-41	\$198.79	1.3367
089-091-42	\$33.00	0.2219

**CSA 48 Proposed Benefit
Assessment Rates for FY 2020-21**

Parcel	Assessment	Effective SFE
089-091-59	\$33.00	0.2219
089-091-60	\$33.00	0.2219
089-091-61	\$204.53	1.3753
089-091-62	\$193.04	1.2980
089-091-65	\$198.79	1.3367
089-091-66	\$222.63	1.4970
089-091-68	\$33.00	0.2219
089-101-03	\$0.00	0.0000
089-101-08	\$36.97	0.2486
089-101-32	\$6.22	0.0418
089-101-52	\$0.00	0.0000
089-101-53	\$0.00	0.0000
089-101-54	\$0.00	0.0000
089-101-60	\$33.00	0.2219
089-101-61	\$33.00	0.2219
089-101-62	\$33.00	0.2219
089-101-64	\$36.97	0.2486
089-101-65	\$36.97	0.2486
089-101-66	\$36.97	0.2486
089-101-67	\$36.97	0.2486
089-101-68	\$33.00	0.2219
089-101-69	\$222.63	1.4970
089-101-70	\$33.00	0.2219
089-101-71	\$33.00	0.2219
089-101-77	\$33.00	0.2219
089-101-78	\$0.85	0.0057
089-101-84	\$6.08	0.0409
089-101-87	\$0.00	0.0000
089-101-88	\$0.00	0.0000
089-121-07	\$6.34	0.0426
089-121-68	\$160.14	1.0768
089-121-69	\$1.74	0.0117
089-121-70	\$159.81	1.0746
089-121-71	\$1.58	0.0106
089-231-01	\$13.85	0.0931
089-231-02	\$165.67	1.1140
089-231-03	\$644.92	4.3365
089-231-04	\$422.29	2.8395
089-231-05	\$391.73	2.6340
089-231-06	\$33.70	0.2266
089-231-10	\$229.09	1.5404
089-231-11	\$317.87	2.1374
089-231-12	\$253.63	1.7054
089-231-13	\$33.70	0.2266
089-351-01	\$340.08	2.2867
089-351-04	\$190.44	1.2805
089-351-05	\$222.63	1.4970
089-351-06	\$203.32	1.3671
089-351-09	\$196.88	1.3238
089-351-10	\$152.78	1.0273

**CSA 48 Proposed Benefit
Assessment Rates for FY 2020-21**

Parcel	Assessment	Effective SFE
089-351-11	\$0.57	0.0038
089-351-12	\$158.54	1.0660
089-351-14	\$158.54	1.0660
089-351-15	\$158.54	1.0660
089-351-16	\$184.00	1.2372
089-381-12	\$191.22	1.2858
089-381-13	\$33.00	0.2219
089-381-14	\$147.04	0.9887
089-381-16	\$173.62	1.1674
089-381-17	\$179.49	1.2069
089-381-18	\$36.97	0.2486
089-381-19	\$0.74	0.0050
089-381-21	\$4.91	0.0330
089-391-07	\$152.78	1.0273
089-391-08	\$33.00	0.2219
089-391-09	\$294.06	1.9773
089-391-10	\$152.78	1.0273
089-391-13	\$152.78	1.0273
089-391-15	\$33.00	0.2219
089-391-16	\$147.04	0.9887
089-391-17	\$147.04	0.9887
089-391-20	\$198.79	1.3367
089-391-23	\$33.00	0.2219
089-391-24	\$33.00	0.2219
089-391-25	\$33.00	0.2219
089-391-31	\$152.78	1.0273
089-391-35	\$152.78	1.0273
089-391-36	\$33.00	0.2219
089-391-37	\$33.00	0.2219
089-391-39	\$305.57	2.0547
089-391-42	\$152.78	1.0273
089-391-44	\$0.00	0.0000
089-391-45	\$33.00	0.2219
089-391-46	\$0.00	0.0000
089-391-47	\$33.00	0.2219
089-391-49	\$0.00	0.0000
089-391-50	\$33.00	0.2219
089-391-51	\$33.00	0.2219
089-391-52	\$33.00	0.2219
089-391-53	\$158.54	1.0660
089-391-54	\$152.78	1.0273
089-391-55	\$0.15	0.0010
089-391-56	\$171.12	1.1506
089-391-57	\$36.97	0.2486
089-401-09	\$36.97	0.2486
089-401-15	\$33.00	0.2219
089-401-16	\$0.43	0.0029
089-401-17	\$36.97	0.2486
089-401-18	\$36.97	0.2486
089-401-19	\$33.00	0.2219

**CSA 48 Proposed Benefit
Assessment Rates for FY 2020-21**

Parcel	Assessment	Effective SFE
089-401-21	\$190.44	1.2805
089-401-25	\$171.12	1.1506
089-401-26	\$36.97	0.2486
089-401-27	\$171.12	1.1506
089-401-28	\$36.97	0.2486
089-401-29	\$36.97	0.2486
089-401-30	\$190.44	1.2805
089-401-32	\$6.34	0.0426
089-401-38	\$36.97	0.2486
089-401-40	\$0.00	0.0000
089-401-42	\$7.75	0.0521
089-401-43	\$8.08	0.0543
089-411-01	\$0.00	0.0000
089-411-02	\$0.00	0.0000
089-411-05	\$33.00	0.2219
089-411-11	\$33.00	0.2219
089-411-12	\$33.00	0.2219
089-411-13	\$193.04	1.2980
089-411-15	\$33.00	0.2219
089-411-16	\$33.00	0.2219
089-411-17	\$164.29	1.1047
089-411-18	\$239.04	1.6073
089-411-21	\$33.00	0.2219
089-411-22	\$250.53	1.6846
089-411-23	\$33.00	0.2219
089-451-01	\$34.74	0.2336
089-461-05	\$158.54	1.0660
089-461-08	\$152.78	1.0273
089-461-12	\$0.00	0.0000
089-461-13	\$36.97	0.2486
089-461-16	\$152.78	1.0273
089-461-20	\$33.00	0.2219
089-461-22	\$171.12	1.1506
089-461-24	\$164.29	1.1047
089-461-25	\$33.00	0.2219
089-461-26	\$0.57	0.0038
089-461-27	\$33.00	0.2219
089-461-28	\$33.00	0.2219
089-461-30	\$36.97	0.2486
089-461-31	\$164.68	1.1073
089-461-32	\$33.00	0.2219
089-461-33	\$33.00	0.2219
089-461-35	\$33.00	0.2219
089-461-37	\$33.00	0.2219
089-461-39	\$33.00	0.2219
089-461-40	\$33.00	0.2219
089-461-41	\$175.79	1.1820
089-461-42	\$152.78	1.0273
089-461-43	\$33.00	0.2219
089-471-02	\$196.88	1.3238

**CSA 48 Proposed Benefit
Assessment Rates for FY 2020-21**

Parcel	Assessment	Effective SFE
089-471-03	\$184.00	1.2372
089-471-06	\$204.53	1.3753
089-471-07	\$235.53	1.5837
089-471-09	\$216.19	1.4537
089-471-10	\$248.41	1.6703
089-471-11	\$241.97	1.6270
089-501-02	\$204.53	1.3753
089-501-03	\$33.00	0.2219
089-501-04	\$33.00	0.2219
089-501-05	\$33.00	0.2219
089-501-06	\$33.00	0.2219
089-501-07	\$36.97	0.2486
089-501-08	\$36.97	0.2486
089-501-09	\$36.97	0.2486
089-501-10	\$36.97	0.2486
089-521-06	\$9.82	0.0660
089-531-01	\$1.04	0.0070
089-531-02	\$33.70	0.2266
089-531-03	\$38.91	0.2616
089-531-04	\$33.70	0.2266
089-531-05	\$170.75	1.1481
089-531-06	\$36.97	0.2486
089-531-07	\$36.97	0.2486
089-531-08	\$38.91	0.2616
089-531-09	\$34.74	0.2336
089-531-10	\$36.97	0.2486
089-531-11	\$196.88	1.3238
089-531-12	\$2.54	0.0171
089-531-13	\$5.37	0.0361
089-531-15	\$149.76	1.0070
090-071-05	\$6.78	0.0456
090-071-06	\$6.93	0.0466
090-071-09	\$12.98	0.0873
090-071-10	\$8.08	0.0543
090-071-11	\$8.40	0.0565
090-081-01	\$5.77	0.0388
090-081-02	\$302.78	2.0359
090-081-04	\$177.57	1.1940
090-081-05	\$33.70	0.2266
090-081-09	\$8.86	0.0596
090-081-10	\$0.00	0.0000
090-081-12	\$33.70	0.2266
090-081-14	\$0.00	0.0000
090-091-01	\$0.00	0.0000
090-131-05	\$7.60	0.0511
090-131-06	\$168.84	1.1353
090-131-15	\$6.62	0.0445
090-141-01	\$0.00	0.0000
090-141-02	\$168.14	1.1306
090-141-03	\$37.75	0.2538

**CSA 48 Proposed Benefit
Assessment Rates for FY 2020-21**

Parcel	Assessment	Effective SFE
090-151-02	\$0.73	0.0049
090-151-03	\$1.16	0.0078
090-151-05	\$4.05	0.0272
090-151-07	\$331.05	2.2260
090-151-08	\$8.08	0.0543
090-151-09	\$173.62	1.1674
090-151-10	\$341.71	2.2977
090-161-01	\$0.00	0.0000
090-161-02	\$0.15	0.0010
090-161-03	\$0.00	0.0000
090-162-01	\$0.00	0.0000
090-162-02	\$0.00	0.0000
090-162-03	\$0.00	0.0000
090-162-04	\$0.00	0.0000
090-162-05	\$0.00	0.0000
090-162-06	\$0.00	0.0000
090-162-07	\$0.00	0.0000
090-163-01	\$0.00	0.0000
090-171-01	\$33.70	0.2266
090-171-02	\$0.00	0.0000
090-171-03	\$0.00	0.0000
090-171-04	\$0.00	0.0000
090-171-05	\$0.00	0.0000
090-172-01	\$0.00	0.0000
090-172-02	\$0.00	0.0000
090-172-03	\$0.00	0.0000
090-172-04	\$33.70	0.2266
090-172-05	\$0.00	0.0000
090-172-06	\$0.00	0.0000
090-172-07	\$0.00	0.0000
090-172-08	\$0.00	0.0000
090-172-09	\$0.00	0.0000
090-173-01	\$0.00	0.0000
090-173-02	\$0.00	0.0000
090-173-03	\$0.00	0.0000
090-173-04	\$0.00	0.0000
090-173-05	\$0.00	0.0000
090-173-06	\$0.00	0.0000
090-173-07	\$0.00	0.0000
090-173-08	\$0.00	0.0000
090-173-09	\$0.00	0.0000
090-173-10	\$0.00	0.0000
090-173-11	\$0.00	0.0000
090-173-12	\$0.00	0.0000
090-281-01	\$4.05	0.0272
090-281-02	\$33.70	0.2266
091-012-01	\$7.12	0.0479
091-012-02	\$36.97	0.2486
091-012-03	\$36.97	0.2486
091-012-04	\$36.97	0.2486

**CSA 48 Proposed Benefit
Assessment Rates for FY 2020-21**

Parcel	Assessment	Effective SFE
091-012-05	\$36.97	0.2486
091-012-06	\$40.85	0.2747
091-012-07	\$36.97	0.2486
091-012-08	\$36.97	0.2486
091-012-12	\$37.75	0.2538
091-012-13	\$37.75	0.2538
091-012-14	\$37.75	0.2538
091-012-16	\$164.29	1.1047
091-012-18	\$193.04	1.2980
091-012-20	\$163.93	1.1023
091-012-21	\$37.75	0.2538
091-012-22	\$37.75	0.2538
091-012-23	\$37.75	0.2538
091-012-24	\$37.75	0.2538
091-012-25	\$216.19	1.4537
091-012-26	\$216.19	1.4537
091-012-29	\$11.39	0.0766
091-012-31	\$36.97	0.2486
091-012-32	\$3.61	0.0243
091-012-33	\$167.74	1.1279
091-012-34	\$33.70	0.2266
091-012-35	\$33.70	0.2266
091-012-36	\$37.75	0.2538
091-012-37	\$37.75	0.2538
091-012-39	\$187.88	1.2633
091-012-40	\$187.88	1.2633
091-012-42	\$37.75	0.2538
091-012-43	\$175.30	1.1787
091-012-45	\$220.75	1.4843
091-012-46	\$0.00	0.0000
091-012-47	\$174.72	1.1748
091-012-48	\$365.42	2.4571
091-012-49	\$37.75	0.2538
091-012-50	\$5.92	0.0398
091-012-51	\$167.55	1.1266
091-012-52	\$33.70	0.2266
091-012-53	\$145.42	0.9778
091-012-54	\$1.59	0.0107
091-012-56	\$37.75	0.2538
091-012-58	\$37.75	0.2538
091-012-59	\$36.97	0.2486
091-012-60	\$36.97	0.2486
091-012-62	\$37.75	0.2538
091-012-63	\$227.33	1.5286
091-012-64	\$37.75	0.2538
091-012-65	\$187.88	1.2633
091-012-66	\$36.97	0.2486
091-012-67	\$216.19	1.4537
091-012-68	\$37.75	0.2538
091-012-69	\$37.75	0.2538

**CSA 48 Proposed Benefit
Assessment Rates for FY 2020-21**

ADDITIONAL MATERIALS #12.a

Appendix C

Parcel	Assessment	Effective SFE
091-012-70	\$37.75	0.2538
091-012-73	\$37.75	0.2538
091-012-74	\$37.75	0.2538
091-012-75	\$0.64	0.0043
091-012-77	\$33.00	0.2219
091-012-78	\$181.29	1.2190
091-012-79	\$175.79	1.1820
091-012-82	\$1.70	0.0114
091-012-83	\$332.54	2.2360
091-012-85	\$177.56	1.1939
091-012-86	\$162.06	1.0897
091-012-87	\$37.75	0.2538
091-012-88	\$9.18	0.0617
091-012-89	\$8.39	0.0564
091-021-03	\$177.56	1.1939
091-021-07	\$329.36	2.2146
091-021-08	\$3,684.34	24.7737
091-021-09	\$358.85	2.4129
091-021-11	\$33.00	0.2219
091-021-13	\$158.24	1.0640
091-021-14	\$1,443.36	9.7052
091-021-15	\$36.97	0.2486
091-021-16	\$33.00	0.2219
091-021-17	\$141.28	0.9500
091-021-19	\$36.97	0.2486
091-021-20	\$331.99	2.2323
091-021-23	\$214.17	1.4401
091-021-25	\$171.12	1.1506
091-021-26	\$171.12	1.1506
091-021-28	\$161.87	1.0884
091-021-31	\$253.63	1.7054
091-021-32	\$0.00	0.0000
091-021-38	\$37.75	0.2538
091-021-39	\$181.29	1.2190
091-021-40	\$181.29	1.2190
091-021-41	\$181.29	1.2190
091-021-42	\$196.88	1.3238
091-021-43	\$36.97	0.2486
091-021-44	\$37.75	0.2538
091-021-45	\$214.17	1.4401
091-031-06	\$244.06	1.6411
091-031-07	\$261.69	1.7596
091-031-09	\$174.72	1.1748
091-031-10	\$37.75	0.2538
091-031-11	\$37.75	0.2538
091-031-13	\$227.33	1.5286
091-031-17	\$302.78	2.0359
091-031-18	\$286.51	1.9265
091-031-19	\$208.85	1.4043
091-042-11	\$36.97	0.2486

**CSA 48 Proposed Benefit
Assessment Rates for FY 2020-21**

Parcel	Assessment	Effective SFE
091-042-12	\$36.97	0.2486
091-042-13	\$36.97	0.2486
091-042-14	\$36.97	0.2486
091-042-15	\$280.60	1.8868
091-042-16	\$36.97	0.2486
091-042-17	\$36.97	0.2486
091-042-18	\$222.63	1.4970
091-042-19	\$222.63	1.4970
091-042-20	\$36.97	0.2486
091-042-21	\$177.56	1.1939
091-042-22	\$36.97	0.2486
091-042-23	\$36.97	0.2486
091-042-24	\$177.56	1.1939
091-042-25	\$171.12	1.1506
091-042-26	\$36.97	0.2486
091-042-27	\$36.97	0.2486
091-042-41	\$25.31	0.1702
091-051-02	\$0.00	0.0000
091-051-03	\$0.00	0.0000
091-061-16	\$178.98	1.2035
091-061-18	\$160.83	1.0814
091-061-20	\$221.35	1.4884
091-061-24	\$34.74	0.2336
091-061-28	\$34.74	0.2336
091-061-29	\$34.74	0.2336
091-061-30	\$38.91	0.2616
091-061-31	\$261.48	1.7582
091-061-33	\$166.88	1.1221
091-061-34	\$34.74	0.2336
091-061-35	\$166.88	1.1221
091-061-36	\$34.74	0.2336
091-061-37	\$172.93	1.1628
091-061-38	\$154.77	1.0407
091-061-39	\$154.77	1.0407
091-061-45	\$154.77	1.0407
091-061-46	\$160.83	1.0814
091-071-03	\$217.61	1.4632
091-071-06	\$40.85	0.2747
091-071-07	\$224.72	1.5110
091-071-10	\$466.74	3.1384
091-071-12	\$8.33	0.0560
091-071-13	\$186.88	1.2566
091-081-04	\$200.64	1.3491
091-081-07	\$191.09	1.2849
091-081-08	\$0.00	0.0000
091-081-09	\$159.90	1.0752
091-081-18	\$162.51	1.0927
091-081-20	\$0.00	0.0000
091-081-21	\$327.70	2.2035
091-081-36	\$0.00	0.0000

**CSA 48 Proposed Benefit
Assessment Rates for FY 2020-21**

ADDITIONAL MATERIALS #12.a

Appendix C

Parcel	Assessment	Effective SFE
091-081-37	\$0.00	0.0000
091-081-38	\$175.22	1.1782
091-081-40	\$160.83	1.0814
091-081-44	\$157.72	1.0605
091-081-45	\$157.88	1.0616
091-081-46	\$175.22	1.1782
091-081-47	\$168.87	1.1355
091-092-01	\$211.09	1.4194
091-101-01	\$181.57	1.2209
091-101-02	\$168.87	1.1355
091-101-03	\$162.51	1.0927
091-101-04	\$162.51	1.0927
091-101-05	\$162.51	1.0927
091-101-06	\$173.35	1.1656
091-101-07	\$180.13	1.2112
091-101-08	\$200.46	1.3479
091-101-09	\$166.88	1.1221
091-101-10	\$160.83	1.0814
091-101-11	\$154.77	1.0407
091-101-12	\$148.72	1.0000
091-101-13	\$193.68	1.3023
091-101-14	\$154.77	1.0407
091-111-02	\$171.12	1.1506
091-111-03	\$171.12	1.1506
091-111-04	\$184.00	1.2372
091-111-05	\$171.12	1.1506
091-121-01	\$189.13	1.2717
091-121-02	\$189.13	1.2717
091-121-03	\$182.02	1.2239
091-121-04	\$196.25	1.3196
091-131-27	\$169.32	1.1385
091-131-28	\$6.31	0.0424
091-171-01	\$33.70	0.2266
091-171-02	\$37.75	0.2538
091-171-05	\$37.75	0.2538
091-171-07	\$329.71	2.2170
091-171-08	\$186.61	1.2548
091-171-09	\$10.34	0.0695
091-171-10	\$203.32	1.3671
091-171-11	\$168.14	1.1306
091-171-12	\$37.75	0.2538
091-181-01	\$2.05	0.0138
091-181-02	\$161.09	1.0832
091-181-03	\$165.45	1.1125
091-181-04	\$36.97	0.2486
091-181-05	\$36.97	0.2486
091-181-06	\$36.97	0.2486
091-181-07	\$36.97	0.2486
091-181-08	\$9.82	0.0660
091-181-09	\$13.13	0.0883

**CSA 48 Proposed Benefit
Assessment Rates for FY 2020-21**

Parcel	Assessment	Effective SFE
091-181-10	\$12.51	0.0841
091-181-11	\$36.97	0.2486
091-191-01	\$222.63	1.4970
091-191-02	\$216.19	1.4537
091-191-03	\$209.75	1.4104
091-191-04	\$222.63	1.4970
091-191-05	\$36.97	0.2486
091-191-06	\$229.09	1.5404
091-191-07	\$198.79	1.3367
091-191-08	\$33.00	0.2219
091-191-09	\$262.04	1.7620
091-191-10	\$33.00	0.2219
091-191-11	\$36.97	0.2486
091-191-12	\$36.97	0.2486
091-191-13	\$239.04	1.6073
091-191-16	\$0.00	0.0000
091-201-02	\$187.94	1.2637
091-201-03	\$175.22	1.1782
091-201-04	\$238.78	1.6056
091-201-05	\$213.35	1.4346
093-023-03	\$166.88	1.1221
093-023-04	\$185.04	1.2442
093-023-08	\$185.04	1.2442
093-023-09	\$360.24	2.4223
093-023-10	\$298.93	2.0100
093-023-12	\$241.13	1.6214
093-023-13	\$227.59	1.5303
093-023-14	\$203.20	1.3663
093-023-16	\$209.25	1.4070
093-023-18	\$38.91	0.2616
093-023-19	\$0.00	0.0000
093-023-20	\$234.35	1.5758
093-023-21	\$34.74	0.2336
093-051-09	\$19.99	0.1344
093-051-10	\$336.14	2.2602
093-051-11	\$275.03	1.8493
093-051-19	\$34.74	0.2336
093-051-20	\$203.20	1.3663
093-051-21	\$197.14	1.3256
093-051-22	\$178.98	1.2035
093-051-44	\$257.67	1.7326
093-051-50	\$34.74	0.2336
093-051-51	\$34.74	0.2336
093-051-52	\$254.70	1.7126
093-051-53	\$172.93	1.1628
093-051-54	\$5.16	0.0347
093-071-02	\$200.46	1.3479
093-071-03	\$207.24	1.3935
093-071-10	\$302.15	2.0317
093-071-11	\$315.70	2.1228

**CSA 48 Proposed Benefit
Assessment Rates for FY 2020-21**

ADDITIONAL MATERIALS #12.a

Appendix C

Parcel	Assessment	Effective SFE
093-071-17	\$180.13	1.2112
093-071-20	\$180.13	1.2112
093-071-22	\$186.91	1.2568
093-071-23	\$234.35	1.5758
093-071-24	\$38.91	0.2616
093-071-25	\$186.91	1.2568
093-112-02	\$264.20	1.7765
093-112-08	\$238.78	1.6056
093-112-10	\$36.48	0.2453
093-112-18	\$2.97	0.0200
093-121-01	\$34.74	0.2336
093-121-02	\$0.15	0.0010
093-122-01	\$152.74	1.0270
093-122-15	\$36.48	0.2453
093-122-20	\$337.73	2.2709
093-122-21	\$168.87	1.1355
093-123-08	\$394.94	2.6556
093-123-09	\$36.48	0.2453
093-123-13	\$162.51	1.0927
093-123-14	\$156.16	1.0500
093-191-20	\$185.04	1.2442
093-191-21	\$220.80	1.4847
093-241-01	\$36.48	0.2453
093-241-02	\$162.51	1.0927
093-241-03	\$162.51	1.0927
093-241-07	\$36.48	0.2453
093-241-08	\$168.87	1.1355
093-241-09	\$0.00	0.0000
093-241-10	\$194.29	1.3064
093-241-11	\$187.94	1.2637
093-241-12	\$162.51	1.0927
093-241-13	\$318.66	2.1427
093-241-14	\$162.51	1.0927
093-241-15	\$162.51	1.0927
093-241-19	\$162.51	1.0927
093-241-20	\$36.48	0.2453
093-241-21	\$162.51	1.0927
093-241-22	\$168.87	1.1355
093-241-23	\$156.16	1.0500
093-261-16	\$154.77	1.0407
093-261-17	\$166.88	1.1221
093-261-21	\$154.77	1.0407
093-261-23	\$166.88	1.1221
093-261-24	\$172.93	1.1628
093-261-30	\$178.98	1.2035
093-261-31	\$172.93	1.1628
093-261-32	\$185.04	1.2442
093-261-33	\$166.88	1.1221
093-261-34	\$34.74	0.2336
093-261-35	\$172.93	1.1628

**CSA 48 Proposed Benefit
Assessment Rates for FY 2020-21**

Parcel	Assessment	Effective SFE
093-261-36	\$166.88	1.1221
093-261-40	\$160.83	1.0814
093-261-41	\$1.49	0.0100
093-261-46	\$166.88	1.1221
093-261-48	\$0.00	0.0000
093-261-58	\$178.98	1.2035
093-261-59	\$207.24	1.3935
093-261-60	\$166.88	1.1221
093-261-61	\$166.88	1.1221
093-261-63	\$166.88	1.1221
093-261-65	\$172.93	1.1628
093-261-66	\$172.93	1.1628
093-261-67	\$34.74	0.2336
093-261-77	\$203.20	1.3663
093-261-80	\$154.77	1.0407
093-261-81	\$154.77	1.0407
093-272-01	\$227.41	1.5291
093-272-02	\$34.74	0.2336
093-272-03	\$34.74	0.2336
093-272-04	\$160.83	1.0814
093-272-05	\$275.83	1.8547
093-272-06	\$175.22	1.1782
093-272-07	\$175.22	1.1782
093-272-08	\$175.22	1.1782
093-272-09	\$187.94	1.2637
093-272-10	\$168.87	1.1355
093-272-11	\$187.94	1.2637
093-272-12	\$175.22	1.1782
093-272-13	\$175.22	1.1782
093-272-14	\$181.57	1.2209
093-272-15	\$36.48	0.2453
093-272-17	\$36.48	0.2453
093-272-20	\$196.25	1.3196
093-272-21	\$0.00	0.0000
093-272-22	\$203.37	1.3675
093-272-23	\$203.37	1.3675
093-272-24	\$175.22	1.1782
093-272-25	\$40.85	0.2747
093-272-26	\$189.13	1.2717
093-272-27	\$300.04	2.0175
093-272-28	\$300.04	2.0175
093-272-36	\$196.25	1.3196
093-272-37	\$196.25	1.3196
093-272-38	\$238.78	1.6056
093-273-01	\$0.00	0.0000
093-273-02	\$162.51	1.0927
093-273-03	\$168.87	1.1355
093-273-05	\$168.87	1.1355
093-273-06	\$203.37	1.3675
093-273-07	\$189.13	1.2717

**CSA 48 Proposed Benefit
Assessment Rates for FY 2020-21**

Parcel	Assessment	Effective SFE
093-273-08	\$196.25	1.3196
093-273-09	\$189.13	1.2717
093-273-10	\$189.13	1.2717
093-273-11	\$189.13	1.2717
093-273-12	\$196.25	1.3196
093-273-13	\$168.87	1.1355
093-273-14	\$36.48	0.2453
093-273-15	\$200.64	1.3491
093-273-16	\$187.94	1.2637
093-273-17	\$187.94	1.2637
093-273-18	\$181.57	1.2209
093-273-19	\$168.87	1.1355
093-273-20	\$196.25	1.3196
093-273-21	\$182.02	1.2239
093-273-22	\$196.25	1.3196
093-273-23	\$224.72	1.5110
093-273-24	\$182.02	1.2239
093-273-25	\$563.34	3.7879
093-273-26	\$189.13	1.2717
093-273-27	\$189.13	1.2717
093-273-28	\$331.38	2.2282
093-273-29	\$238.78	1.6056
093-273-30	\$226.07	1.5201
093-273-31	\$238.96	1.6068
093-273-32	\$246.07	1.6546
093-282-02	\$166.88	1.1221
093-282-03	\$0.00	0.0000
093-282-04	\$172.93	1.1628
093-282-06	\$178.98	1.2035
093-282-07	\$34.74	0.2336
093-282-08	\$185.04	1.2442
093-282-09	\$166.88	1.1221
093-282-14	\$193.68	1.3023
093-282-15	\$36.48	0.2453
093-282-16	\$215.30	1.4477
093-282-17	\$175.22	1.1782
093-282-18	\$203.37	1.3675
093-282-19	\$220.80	1.4847
093-282-20	\$182.02	1.2239
093-282-21	\$182.02	1.2239
093-282-22	\$189.13	1.2717
093-282-23	\$189.13	1.2717
093-282-24	\$196.25	1.3196
093-282-29	\$181.57	1.2209
093-282-30	\$168.87	1.1355
093-282-31	\$156.16	1.0500
093-282-32	\$189.13	1.2717
093-282-33	\$189.13	1.2717
093-282-36	\$181.57	1.2209
093-282-37	\$175.22	1.1782

**CSA 48 Proposed Benefit
Assessment Rates for FY 2020-21**

Parcel	Assessment	Effective SFE
093-282-40	\$189.13	1.2717
093-282-42	\$36.48	0.2453
093-282-43	\$34.74	0.2336
093-282-44	\$36.48	0.2453
093-282-48	\$182.02	1.2239
093-282-49	\$168.87	1.1355
093-282-50	\$181.57	1.2209
093-282-51	\$168.87	1.1355
093-282-52	\$168.87	1.1355
093-282-53	\$175.22	1.1782
093-282-54	\$178.98	1.2035
093-282-55	\$191.09	1.2849
093-282-56	\$172.93	1.1628
093-282-58	\$172.93	1.1628
093-282-62	\$0.00	0.0000
093-282-69	\$189.13	1.2717
093-282-70	\$162.51	1.0927
093-282-71	\$175.22	1.1782
093-282-72	\$175.22	1.1782
093-282-74	\$186.91	1.2568
093-282-75	\$38.91	0.2616
093-282-76	\$220.80	1.4847
093-282-79	\$166.88	1.1221
093-282-80	\$156.16	1.0500
093-282-81	\$162.51	1.0927
093-282-82	\$181.57	1.2209
093-282-83	\$181.57	1.2209
093-282-84	\$178.98	1.2035
093-282-85	\$200.64	1.3491
093-282-86	\$375.87	2.5274
093-282-87	\$196.25	1.3196
093-282-88	\$172.93	1.1628
093-282-89	\$158.54	1.0660
093-282-90	\$162.51	1.0927
093-282-91	\$175.22	1.1782
093-291-01	\$34.74	0.2336
093-291-02	\$160.83	1.0814
093-291-04	\$0.74	0.0050
093-291-11	\$168.04	1.1299
093-291-13	\$302.15	2.0317
093-291-18	\$186.91	1.2568
093-291-19	\$34.74	0.2336
093-291-20	\$186.91	1.2568
093-291-21	\$186.91	1.2568
093-291-23	\$193.68	1.3023
093-291-24	\$193.68	1.3023
093-291-25	\$200.46	1.3479
093-291-26	\$193.68	1.3023
093-291-27	\$180.13	1.2112
093-291-31	\$227.41	1.5291

**CSA 48 Proposed Benefit
Assessment Rates for FY 2020-21**

Parcel	Assessment	Effective SFE
093-291-32	\$269.78	1.8140
093-291-33	\$197.14	1.3256
093-291-36	\$388.23	2.6105
093-291-37	\$0.00	0.0000
093-291-38	\$180.13	1.2112
093-291-39	\$180.13	1.2112
093-291-40	\$38.91	0.2616
093-291-41	\$160.83	1.0814
093-291-42	\$203.20	1.3663
093-291-47	\$172.93	1.1628
093-291-49	\$34.74	0.2336
093-291-50	\$288.59	1.9405
093-291-51	\$239.51	1.6105
093-291-52	\$34.74	0.2336
093-301-01	\$162.51	1.0927
093-301-02	\$156.16	1.0500
093-301-03	\$0.00	0.0000
093-302-01	\$0.00	0.0000
093-302-02	\$36.48	0.2453
093-302-03	\$0.00	0.0000
093-302-04	\$156.16	1.0500
093-302-05	\$36.48	0.2453
093-302-06	\$0.00	0.0000
093-302-07	\$312.31	2.1000
093-302-08	\$36.48	0.2453
093-302-09	\$156.16	1.0500
093-302-10	\$0.00	0.0000
093-302-11	\$36.48	0.2453
093-302-12	\$156.16	1.0500
093-302-13	\$36.48	0.2453
093-303-02	\$162.51	1.0927
093-311-03	\$189.13	1.2717
093-311-08	\$189.13	1.2717
093-311-09	\$196.25	1.3196
093-311-10	\$210.48	1.4153
093-311-11	\$203.37	1.3675
093-311-12	\$224.72	1.5110
093-311-17	\$40.85	0.2747
093-311-24	\$40.85	0.2747
093-311-26	\$40.85	0.2747
093-311-27	\$40.85	0.2747
093-311-28	\$40.85	0.2747
093-311-29	\$238.78	1.6056
093-311-30	\$217.61	1.4632
093-361-03	\$189.13	1.2717
093-361-04	\$182.02	1.2239
093-361-05	\$36.48	0.2453
093-361-07	\$175.22	1.1782
093-361-08	\$168.87	1.1355
093-361-09	\$194.29	1.3064

**CSA 48 Proposed Benefit
Assessment Rates for FY 2020-21**

Parcel	Assessment	Effective SFE
093-361-10	\$36.48	0.2453
093-361-11	\$0.79	0.0053
093-361-13	\$168.87	1.1355
093-361-14	\$175.22	1.1782
093-361-18	\$219.72	1.4774
093-411-22	\$0.00	0.0000
093-411-23	\$0.00	0.0000
093-411-24	\$178.98	1.2035
093-421-02	\$324.37	2.1811
093-421-03	\$181.57	1.2209
093-421-04	\$281.66	1.8939
093-421-05	\$345.73	2.3247
093-421-07	\$36.48	0.2453
093-421-09	\$36.48	0.2453
093-421-10	\$200.64	1.3491
093-421-12	\$168.87	1.1355
093-421-13	\$1.10	0.0074
093-421-16	\$183.09	1.2311
093-421-17	\$712.18	4.7887
093-421-18	\$712.18	4.7887
093-421-19	\$445.39	2.9948
093-421-20	\$488.10	3.2820
093-421-21	\$181.57	1.2209
093-421-22	\$162.51	1.0927
093-431-01	\$163.34	1.0983
093-431-03	\$194.29	1.3064
093-431-04	\$156.16	1.0500
093-441-01	\$177.99	1.1968
093-441-02	\$184.95	1.2436
093-441-04	\$0.34	0.0023
093-441-07	\$177.99	1.1968
093-441-08	\$184.95	1.2436
093-442-01	\$39.95	0.2686
093-451-05	\$0.00	0.0000
093-451-06	\$340.46	2.2893
093-461-07	\$148.72	1.0000
093-461-08	\$148.72	1.0000
093-461-09	\$148.72	1.0000
093-461-10	\$148.72	1.0000
093-461-11	\$154.77	1.0407
093-461-12	\$0.15	0.0010
093-481-01	\$6.10	0.0410
093-481-02	\$309.55	2.0814
093-481-03	\$34.74	0.2336
093-481-04	\$193.68	1.3023
093-481-05	\$166.88	1.1221
093-481-06	\$178.98	1.2035
093-491-01	\$207.00	1.3919
093-491-02	\$213.35	1.4346
093-491-03	\$197.14	1.3256

**CSA 48 Proposed Benefit
Assessment Rates for FY 2020-21**

Parcel	Assessment	Effective SFE
093-491-04	\$172.93	1.1628
093-491-05	\$34.74	0.2336
093-491-06	\$203.20	1.3663
093-491-07	\$172.93	1.1628
093-491-08	\$160.83	1.0814
093-491-09	\$166.88	1.1221
093-491-10	\$166.88	1.1221
093-491-11	\$470.37	3.1628
093-491-12	\$148.72	1.0000
093-491-13	\$0.00	0.0000
093-491-14	\$172.93	1.1628
093-491-15	\$315.60	2.1221
093-491-16	\$173.35	1.1656
093-491-17	\$207.24	1.3935
093-491-18	\$1.34	0.0090
095-011-02	\$168.87	1.1355
095-011-04	\$36.48	0.2453
095-011-08	\$36.48	0.2453
095-011-09	\$36.48	0.2453
095-011-11	\$36.48	0.2453
095-011-13	\$36.48	0.2453
095-011-14	\$372.25	2.5030
095-011-16	\$36.48	0.2453
095-011-17	\$200.64	1.3491
095-011-18	\$200.64	1.3491
095-011-19	\$187.94	1.2637
095-011-20	\$181.57	1.2209
095-011-21	\$156.16	1.0500
095-011-23	\$2.66	0.0179
095-011-25	\$36.48	0.2453
095-011-26	\$391.31	2.6312
095-011-27	\$36.48	0.2453
095-011-28	\$36.48	0.2453
095-012-01	\$162.51	1.0927
095-012-02	\$162.51	1.0927
095-012-03	\$162.51	1.0927
095-012-04	\$156.16	1.0500
095-012-05	\$2,136.54	14.3662
095-012-06	\$175.22	1.1782
095-012-07	\$36.48	0.2453
095-021-04	\$36.48	0.2453
095-021-05	\$36.48	0.2453
095-021-06	\$0.00	0.0000
095-021-08	\$375.87	2.5274
095-021-09	\$232.42	1.5628
095-021-22	\$39.95	0.2686
095-021-24	\$39.95	0.2686
095-021-26	\$39.95	0.2686
095-021-28	\$36.48	0.2453
095-031-05	\$203.37	1.3675

**CSA 48 Proposed Benefit
Assessment Rates for FY 2020-21**

ADDITIONAL MATERIALS #12.a

Appendix C

Parcel	Assessment	Effective SFE
095-031-06	\$162.51	1.0927
095-031-07	\$156.16	1.0500
095-031-08	\$0.00	0.0000
095-031-09	\$36.48	0.2453
095-031-11	\$0.00	0.0000
095-031-13	\$0.00	0.0000
095-031-22	\$168.87	1.1355
095-031-24	\$196.25	1.3196
095-031-26	\$168.87	1.1355
095-031-27	\$156.16	1.0500
095-031-28	\$36.48	0.2453
095-031-29	\$168.87	1.1355
095-031-30	\$246.07	1.6546
095-041-03	\$36.48	0.2453
095-041-04	\$162.51	1.0927
095-041-05	\$162.51	1.0927
095-041-06	\$156.16	1.0500
095-041-07	\$156.16	1.0500
095-041-08	\$36.48	0.2453
095-041-12	\$162.51	1.0927
095-041-13	\$312.31	2.1000
095-041-15	\$36.48	0.2453
095-041-16	\$162.51	1.0927
095-041-17	\$156.16	1.0500
095-041-18	\$156.16	1.0500
095-051-03	\$160.83	1.0814
095-051-06	\$48.42	0.3256
095-051-07	\$172.93	1.1628
095-051-08	\$148.72	1.0000
095-051-09	\$148.72	1.0000
095-051-10	\$150.06	1.0090
095-051-11	\$48.42	0.3256
095-051-12	\$160.83	1.0814
095-062-01	\$212.79	1.4308
095-062-03	\$162.51	1.0927
095-062-04	\$0.00	0.0000
095-062-06	\$200.64	1.3491
095-062-07	\$36.48	0.2453
095-062-11	\$168.87	1.1355
095-062-18	\$257.85	1.7338
095-062-21	\$219.72	1.4774
095-062-23	\$233.46	1.5698
095-062-24	\$185.04	1.2442
095-062-25	\$185.04	1.2442
095-062-26	\$36.48	0.2453
095-062-27	\$162.51	1.0927
095-062-29	\$156.16	1.0500
095-062-30	\$168.87	1.1355
095-062-31	\$219.72	1.4774
095-062-33	\$340.46	2.2893

**CSA 48 Proposed Benefit
Assessment Rates for FY 2020-21**

Parcel	Assessment	Effective SFE
095-062-36	\$324.16	2.1797
095-062-37	\$162.51	1.0927
095-062-38	\$36.48	0.2453
095-071-04	\$34.74	0.2336
095-071-05	\$34.74	0.2336
095-071-09	\$160.83	1.0814
095-071-10	\$0.00	0.0000
095-071-11	\$148.72	1.0000
095-071-12	\$150.50	1.0120
095-081-03	\$0.00	0.0000
095-081-05	\$36.48	0.2453
095-081-07	\$36.48	0.2453
095-081-08	\$194.29	1.3064
095-081-09	\$270.55	1.8192
095-081-10	\$36.48	0.2453
095-081-12	\$175.22	1.1782
095-081-13	\$1.87	0.0126
095-081-14	\$0.00	0.0000
095-081-18	\$154.77	1.0407
095-081-21	\$172.93	1.1628
095-081-23	\$166.88	1.1221
095-081-27	\$178.98	1.2035
095-081-28	\$160.83	1.0814
095-081-29	\$185.04	1.2442
095-081-30	\$178.98	1.2035
095-081-31	\$166.88	1.1221
095-081-32	\$166.88	1.1221
095-081-33	\$178.98	1.2035
095-081-34	\$376.13	2.5291
095-081-35	\$160.83	1.0814
095-081-36	\$10.11	0.0680
095-091-02	\$172.93	1.1628
095-091-04	\$306.66	2.0620
095-091-05	\$34.74	0.2336
095-091-08	\$0.00	0.0000
095-091-09	\$33.70	0.2266
095-091-11	\$34.74	0.2336
095-091-12	\$0.00	0.0000
095-091-13	\$33.70	0.2266
095-091-14	\$33.70	0.2266
095-091-18	\$296.92	1.9965
095-091-19	\$33.70	0.2266
095-091-20	\$34.74	0.2336
095-091-22	\$0.74	0.0050
095-091-24	\$34.74	0.2336
095-091-25	\$34.74	0.2336
095-091-26	\$34.74	0.2336
095-091-27	\$154.77	1.0407
095-091-28	\$154.77	1.0407
095-091-29	\$232.33	1.5622

**CSA 48 Proposed Benefit
Assessment Rates for FY 2020-21**

ADDITIONAL MATERIALS #12.a

Appendix C

Parcel	Assessment	Effective SFE
095-091-32	\$33.70	0.2266
095-091-33	\$33.70	0.2266
095-091-34	\$173.62	1.1674
095-091-35	\$33.70	0.2266
095-091-36	\$2.31	0.0155
095-091-37	\$33.70	0.2266
095-091-38	\$179.49	1.2069
095-121-29	\$33.70	0.2266
095-121-30	\$33.70	0.2266
095-231-01	\$312.48	2.1011
095-231-02	\$470.34	3.1626
095-231-03	\$511.20	3.4373
095-231-05	\$44.75	0.3009
096-011-10	\$181.57	1.2209
096-011-30	\$40.85	0.2747
096-011-31	\$369.51	2.4846
096-011-32	\$157.41	1.0584
096-021-03	\$156.16	1.0500
096-021-12	\$162.51	1.0927
096-021-16	\$156.16	1.0500
096-021-17	\$162.51	1.0927
096-021-18	\$156.16	1.0500
096-021-19	\$36.48	0.2453
096-021-21	\$168.87	1.1355
096-021-25	\$168.87	1.1355
096-021-26	\$175.22	1.1782
096-041-03	\$184.95	1.2436
096-041-07	\$39.95	0.2686
096-041-10	\$191.91	1.2904
096-041-13	\$177.99	1.1968
096-041-15	\$141.28	0.9500
096-041-16	\$184.95	1.2436
096-041-17	\$184.95	1.2436
096-041-18	\$198.87	1.3372
096-041-19	\$177.99	1.1968
096-041-20	\$177.99	1.1968
096-061-02	\$191.91	1.2904
096-061-05	\$191.91	1.2904
096-061-07	\$212.79	1.4308
096-061-08	\$177.99	1.1968
096-061-10	\$171.03	1.1500
096-061-11	\$177.99	1.1968
096-081-02	\$205.83	1.3840
096-081-03	\$540.92	3.6372
096-081-06	\$198.87	1.3372
096-081-08	\$568.76	3.8244
096-081-09	\$355.98	2.3936
096-081-10	\$177.99	1.1968
096-081-11	\$171.03	1.1500
096-081-12	\$39.95	0.2686

**CSA 48 Proposed Benefit
Assessment Rates for FY 2020-21**

ADDITIONAL MATERIALS #12.a

Appendix C

Parcel	Assessment	Effective SFE
096-081-14	\$219.75	1.4776
096-081-15	\$191.91	1.2904
096-081-16	\$171.03	1.1500
096-081-17	\$171.03	1.1500
096-081-18	\$184.95	1.2436
096-081-19	\$0.00	0.0000
096-081-20	\$219.75	1.4776
096-091-08	\$219.75	1.4776
096-091-10	\$39.95	0.2686
096-091-12	\$177.99	1.1968
096-091-13	\$184.95	1.2436
096-091-20	\$184.95	1.2436
096-091-22	\$349.02	2.3468
096-091-23	\$184.95	1.2436
096-091-24	\$184.95	1.2436
096-101-01	\$36.48	0.2453
096-101-04	\$39.95	0.2686
096-101-06	\$177.99	1.1968
096-101-07	\$39.95	0.2686
096-101-08	\$233.67	1.5712
096-101-09	\$39.95	0.2686
096-101-10	\$191.91	1.2904
096-111-06	\$176.00	1.1834
096-111-07	\$233.67	1.5712
096-111-08	\$171.03	1.1500
096-111-09	\$191.91	1.2904
096-111-10	\$177.99	1.1968
096-121-03	\$191.91	1.2904
096-121-04	\$39.95	0.2686
096-121-06	\$362.94	2.4404
096-121-07	\$198.87	1.3372
096-121-09	\$0.18	0.0012
096-121-11	\$36.48	0.2453
096-121-13	\$39.95	0.2686
096-121-15	\$362.94	2.4404
096-121-16	\$171.03	1.1500
096-121-17	\$184.95	1.2436
096-121-18	\$171.03	1.1500
096-121-19	\$184.95	1.2436
096-121-20	\$191.91	1.2904
096-121-21	\$39.95	0.2686
096-121-27	\$198.87	1.3372
096-121-28	\$198.87	1.3372
096-121-29	\$184.95	1.2436
096-121-30	\$39.95	0.2686
096-121-31	\$184.95	1.2436
096-131-12	\$177.99	1.1968
096-131-13	\$177.99	1.1968
096-131-15	\$2,340.02	15.7344
096-131-17	\$191.91	1.2904

**CSA 48 Proposed Benefit
Assessment Rates for FY 2020-21**

ADDITIONAL MATERIALS #12.a

Appendix C

Parcel	Assessment	Effective SFE
096-131-22	\$226.71	1.5244
096-131-26	\$39.95	0.2686
096-131-27	\$177.99	1.1968
096-131-28	\$177.99	1.1968
096-131-29	\$184.95	1.2436
096-131-31	\$39.95	0.2686
096-131-32	\$184.95	1.2436
096-131-34	\$39.95	0.2686
096-131-35	\$205.83	1.3840
096-131-36	\$205.83	1.3840
096-131-37	\$177.99	1.1968
096-131-38	\$177.99	1.1968
096-151-01	\$355.98	2.3936
096-151-02	\$205.83	1.3840
096-151-06	\$191.91	1.2904
096-151-08	\$177.99	1.1968
096-151-10	\$39.95	0.2686
096-151-11	\$184.95	1.2436
096-151-13	\$325.28	2.1872
096-151-14	\$168.87	1.1355
096-151-22	\$14.05	0.0945
096-151-25	\$4,985.26	33.5211
096-151-26	\$168.87	1.1355
096-151-27	\$168.87	1.1355
096-161-07	\$191.91	1.2904
096-161-10	\$177.99	1.1968
096-161-11	\$184.95	1.2436
096-161-12	\$184.95	1.2436
096-161-15	\$39.95	0.2686
096-161-32	\$177.99	1.1968
096-161-33	\$177.99	1.1968
096-161-34	\$177.99	1.1968
096-161-35	\$780.01	5.2448
096-161-37	\$171.03	1.1500
096-161-43	\$171.03	1.1500
096-161-44	\$184.95	1.2436
096-171-02	\$171.03	1.1500
096-171-06	\$171.03	1.1500
096-171-08	\$191.91	1.2904
096-171-09	\$0.00	0.0000
096-171-14	\$171.03	1.1500
096-171-15	\$171.03	1.1500
096-171-16	\$171.03	1.1500
096-171-17	\$39.95	0.2686
096-171-24	\$0.00	0.0000
096-171-27	\$171.03	1.1500
096-171-28	\$177.99	1.1968
096-171-30	\$39.95	0.2686
096-171-32	\$191.91	1.2904
096-171-34	\$191.91	1.2904

**CSA 48 Proposed Benefit
Assessment Rates for FY 2020-21**

ADDITIONAL MATERIALS #12.a

Appendix C

Parcel	Assessment	Effective SFE
096-171-35	\$184.95	1.2436
096-171-36	\$184.95	1.2436
096-171-37	\$171.03	1.1500
096-171-38	\$177.99	1.1968
096-171-42	\$171.03	1.1500
096-171-44	\$177.99	1.1968
096-171-45	\$191.91	1.2904
096-171-46	\$1,560.01	10.4896
096-171-49	\$177.99	1.1968
096-181-04	\$177.99	1.1968
096-181-07	\$205.83	1.3840
096-181-08	\$177.99	1.1968
096-181-09	\$198.87	1.3372
096-181-11	\$233.67	1.5712
096-181-12	\$184.95	1.2436
096-181-13	\$39.95	0.2686
096-191-04	\$0.00	0.0000
096-191-05	\$39.95	0.2686
096-191-09	\$567.80	3.8179
096-201-08	\$0.00	0.0000
096-201-15	\$184.95	1.2436
096-201-17	\$184.95	1.2436
096-201-18	\$191.91	1.2904
096-201-19	\$184.95	1.2436
096-201-26	\$376.86	2.5340
096-201-28	\$184.95	1.2436
096-201-29	\$174.79	1.1753
096-201-30	\$184.95	1.2436
096-201-31	\$177.99	1.1968
096-201-32	\$39.95	0.2686
096-211-04	\$175.22	1.1782
096-211-05	\$184.95	1.2436
096-211-07	\$240.64	1.6181
096-211-08	\$171.03	1.1500
096-211-09	\$198.87	1.3372
096-211-10	\$39.95	0.2686
096-211-11	\$177.99	1.1968
096-211-14	\$177.99	1.1968
096-211-15	\$310.24	2.0861
096-211-16	\$171.03	1.1500
096-211-17	\$36.48	0.2453
096-221-01	\$198.87	1.3372
096-221-03	\$0.00	0.0000
096-221-11	\$168.87	1.1355
096-221-17	\$36.48	0.2453
096-221-18	\$168.87	1.1355
096-221-21	\$168.87	1.1355
096-221-22	\$162.51	1.0927
096-221-27	\$36.48	0.2453
096-221-28	\$36.48	0.2453

**CSA 48 Proposed Benefit
Assessment Rates for FY 2020-21**

Parcel	Assessment	Effective SFE
096-221-29	\$162.51	1.0927
096-221-36	\$44.75	0.3009
096-221-38	\$162.51	1.0927
096-221-43	\$168.87	1.1355
096-221-44	\$168.87	1.1355
096-221-47	\$177.99	1.1968
096-221-48	\$39.95	0.2686
096-221-50	\$162.51	1.0927
096-221-51	\$156.16	1.0500
096-221-57	\$162.51	1.0927
096-221-64	\$184.95	1.2436
096-221-70	\$162.51	1.0927
096-231-03	\$162.51	1.0927
096-231-08	\$162.51	1.0927
096-231-11	\$171.03	1.1500
096-231-15	\$36.48	0.2453
096-231-16	\$36.48	0.2453
096-231-17	\$177.99	1.1968
096-231-18	\$39.95	0.2686
096-231-19	\$780.01	5.2448
096-231-21	\$39.95	0.2686
096-231-22	\$156.16	1.0500
096-241-05	\$181.57	1.2209
096-241-06	\$162.51	1.0927
096-241-08	\$321.40	2.1611
096-251-01	\$181.57	1.2209
096-251-02	\$187.94	1.2637
096-251-03	\$331.38	2.2282
096-251-05	\$257.85	1.7338
096-251-06	\$207.00	1.3919
096-251-07	\$156.16	1.0500
096-251-08	\$156.16	1.0500
096-261-01	\$2.19	0.0147
096-261-02	\$363.16	2.4419
096-261-03	\$156.16	1.0500
096-261-12	\$224.72	1.5110
096-261-13	\$168.87	1.1355
096-261-14	\$175.22	1.1782
096-261-15	\$168.87	1.1355
096-271-02	\$36.48	0.2453
096-271-04	\$0.16	0.0011
096-271-07	\$175.22	1.1782
096-271-09	\$168.87	1.1355
096-271-10	\$168.87	1.1355
096-271-11	\$168.87	1.1355
096-271-14	\$168.87	1.1355
096-271-20	\$382.23	2.5701
096-271-22	\$168.87	1.1355
096-271-23	\$36.48	0.2453
096-271-24	\$712.18	4.7887

**CSA 48 Proposed Benefit
Assessment Rates for FY 2020-21**

ADDITIONAL MATERIALS #12.a

Appendix C

Parcel	Assessment	Effective SFE
096-271-25	\$175.22	1.1782
096-281-01	\$171.03	1.1500
096-281-02	\$39.95	0.2686
096-281-03	\$177.99	1.1968
096-281-05	\$171.03	1.1500
096-281-06	\$177.99	1.1968
096-281-07	\$177.99	1.1968
096-281-08	\$177.99	1.1968
096-281-09	\$177.99	1.1968
096-281-10	\$349.02	2.3468
096-281-13	\$39.95	0.2686
096-281-14	\$177.99	1.1968
096-281-15	\$177.99	1.1968
096-281-17	\$171.03	1.1500
096-281-18	\$171.03	1.1500
096-281-19	\$177.99	1.1968
096-282-01	\$177.99	1.1968
096-282-02	\$349.02	2.3468
096-282-03	\$177.99	1.1968
096-282-04	\$177.99	1.1968
096-282-05	\$177.99	1.1968
096-282-06	\$177.99	1.1968
096-282-07	\$177.99	1.1968
096-282-08	\$177.99	1.1968
096-283-01	\$171.03	1.1500
096-283-02	\$171.03	1.1500
096-283-03	\$177.99	1.1968
096-283-04	\$177.99	1.1968
096-283-05	\$177.99	1.1968
096-283-06	\$171.03	1.1500
096-283-07	\$177.99	1.1968
096-283-08	\$171.03	1.1500
096-283-09	\$171.03	1.1500
096-283-10	\$177.99	1.1968
096-283-11	\$171.03	1.1500
096-283-12	\$184.95	1.2436
096-283-13	\$177.99	1.1968
096-292-06	\$171.03	1.1500
096-292-07	\$177.99	1.1968
096-292-08	\$177.99	1.1968
096-292-09	\$177.99	1.1968
096-292-10	\$177.99	1.1968
096-292-11	\$177.99	1.1968
096-292-12	\$177.99	1.1968
096-292-13	\$171.03	1.1500
096-292-14	\$171.03	1.1500
096-292-15	\$177.99	1.1968
096-292-16	\$171.03	1.1500
096-292-17	\$177.99	1.1968
096-292-20	\$177.99	1.1968

**CSA 48 Proposed Benefit
Assessment Rates for FY 2020-21**

ADDITIONAL MATERIALS #12.a

Appendix C

Parcel	Assessment	Effective SFE
096-292-21	\$177.99	1.1968
096-292-27	\$171.03	1.1500
096-292-28	\$177.99	1.1968
096-292-29	\$39.95	0.2686
096-292-31	\$0.00	0.0000
096-292-32	\$177.99	1.1968
096-292-33	\$0.00	0.0000
096-292-34	\$177.99	1.1968
096-292-37	\$0.00	0.0000
096-292-38	\$177.99	1.1968
096-292-39	\$177.99	1.1968
096-293-01	\$177.99	1.1968
096-293-05	\$171.03	1.1500
096-293-06	\$177.99	1.1968
096-301-01	\$177.99	1.1968
096-301-02	\$177.99	1.1968
096-301-03	\$171.03	1.1500
096-301-04	\$177.99	1.1968
096-301-05	\$171.03	1.1500
096-301-06	\$171.03	1.1500
096-301-07	\$171.03	1.1500
096-301-09	\$171.03	1.1500
096-301-10	\$171.03	1.1500
096-301-12	\$171.03	1.1500
096-302-01	\$171.03	1.1500
096-302-02	\$177.99	1.1968
096-302-05	\$177.99	1.1968
096-302-06	\$0.00	0.0000
096-302-07	\$39.95	0.2686
096-302-08	\$0.00	0.0000
096-302-09	\$177.99	1.1968
096-302-12	\$177.99	1.1968
096-302-13	\$171.03	1.1500
096-302-14	\$171.03	1.1500
096-302-15	\$171.03	1.1500
096-302-20	\$177.99	1.1968
096-302-25	\$171.03	1.1500
096-302-26	\$171.03	1.1500
096-302-27	\$171.03	1.1500
096-302-28	\$171.03	1.1500
096-302-30	\$177.99	1.1968
096-302-31	\$39.95	0.2686
096-302-32	\$171.03	1.1500
096-302-37	\$177.99	1.1968
096-302-38	\$171.03	1.1500
096-302-41	\$177.99	1.1968
096-302-42	\$171.03	1.1500
096-302-43	\$39.95	0.2686
096-302-44	\$177.99	1.1968
096-302-46	\$177.99	1.1968

**CSA 48 Proposed Benefit
Assessment Rates for FY 2020-21**

ADDITIONAL MATERIALS #12.a

Appendix C

Parcel	Assessment	Effective SFE
096-302-47	\$0.00	0.0000
096-302-48	\$177.99	1.1968
096-302-49	\$177.99	1.1968
096-302-50	\$177.99	1.1968
096-311-18	\$171.03	1.1500
096-311-23	\$177.99	1.1968
096-311-24	\$177.99	1.1968
096-311-25	\$171.03	1.1500
096-311-26	\$171.03	1.1500
096-311-27	\$177.99	1.1968
096-311-29	\$177.99	1.1968
096-311-32	\$177.99	1.1968
096-311-33	\$171.03	1.1500
096-311-34	\$177.99	1.1968
096-311-36	\$171.03	1.1500
096-311-38	\$177.99	1.1968
096-311-39	\$171.03	1.1500
096-311-42	\$184.95	1.2436
096-311-44	\$191.91	1.2904
096-311-47	\$177.99	1.1968
096-311-49	\$171.03	1.1500
096-311-50	\$177.99	1.1968
096-311-51	\$39.95	0.2686
096-311-54	\$0.00	0.0000
096-311-55	\$171.03	1.1500
096-311-57	\$39.95	0.2686
096-311-59	\$177.99	1.1968
096-311-60	\$171.03	1.1500
096-311-61	\$177.99	1.1968
096-311-63	\$171.03	1.1500
096-311-64	\$39.95	0.2686
096-311-67	\$39.95	0.2686
096-311-70	\$177.99	1.1968
096-311-71	\$177.99	1.1968
096-311-72	\$177.99	1.1968
096-311-73	\$0.00	0.0000
096-311-74	\$171.03	1.1500
096-311-75	\$39.95	0.2686
096-311-76	\$0.00	0.0000
096-311-78	\$177.99	1.1968
096-311-79	\$184.95	1.2436
096-311-82	\$177.99	1.1968
096-311-83	\$184.95	1.2436
096-311-87	\$184.95	1.2436
096-311-88	\$177.99	1.1968
096-311-89	\$177.99	1.1968
096-321-03	\$342.06	2.3000
096-321-04	\$171.03	1.1500
096-321-05	\$191.55	1.2880
096-321-06	\$171.03	1.1500

**CSA 48 Proposed Benefit
Assessment Rates for FY 2020-21**

ADDITIONAL MATERIALS #12.a

Appendix C

Parcel	Assessment	Effective SFE
096-321-07	\$171.03	1.1500
096-321-08	\$171.03	1.1500
096-321-11	\$171.03	1.1500
096-321-13	\$177.99	1.1968
096-322-01	\$156.16	1.0500
096-322-02	\$156.16	1.0500
096-322-03	\$156.16	1.0500
096-322-04	\$174.89	1.1760
096-322-05	\$189.13	1.2717
096-322-06	\$0.00	0.0000
096-331-01	\$171.03	1.1500
096-331-02	\$171.03	1.1500
096-331-03	\$171.03	1.1500
096-332-02	\$177.99	1.1968
096-332-03	\$177.99	1.1968
096-332-04	\$171.03	1.1500
096-332-05	\$39.95	0.2686
096-332-06	\$177.99	1.1968
096-332-07	\$177.99	1.1968
096-332-08	\$177.99	1.1968
096-332-09	\$177.99	1.1968
096-332-10	\$39.95	0.2686
096-332-11	\$177.99	1.1968
096-332-13	\$171.03	1.1500
096-333-01	\$39.95	0.2686
096-333-04	\$171.03	1.1500
096-333-05	\$171.03	1.1500
096-333-06	\$177.99	1.1968
096-333-07	\$191.91	1.2904
096-333-10	\$177.99	1.1968
096-333-11	\$0.00	0.0000
096-333-12	\$171.03	1.1500
096-333-13	\$171.03	1.1500
096-333-14	\$177.99	1.1968
096-334-01	\$171.03	1.1500
096-334-02	\$177.99	1.1968
096-334-03	\$177.99	1.1968
096-334-04	\$177.99	1.1968
096-334-05	\$171.03	1.1500
096-334-06	\$171.03	1.1500
096-334-07	\$39.95	0.2686
096-334-08	\$171.03	1.1500
096-334-09	\$0.00	0.0000
096-334-10	\$39.95	0.2686
096-334-11	\$39.95	0.2686
096-334-12	\$177.99	1.1968
096-341-01	\$0.00	0.0000
096-341-02	\$162.51	1.0927
096-341-03	\$162.51	1.0927
096-341-05	\$162.51	1.0927

**CSA 48 Proposed Benefit
Assessment Rates for FY 2020-21**

ADDITIONAL MATERIALS #12.a

Appendix C

Parcel	Assessment	Effective SFE
096-341-06	\$156.16	1.0500
096-341-07	\$1,135.85	7.6375
096-341-11	\$310.14	2.0854
096-341-34	\$36.48	0.2453
096-341-37	\$196.25	1.3196
096-341-38	\$217.61	1.4632
096-341-39	\$175.22	1.1782
096-341-40	\$210.48	1.4153
096-341-41	\$0.62	0.0042
096-341-50	\$38.91	0.2616
096-341-51	\$38.91	0.2616
096-341-52	\$227.59	1.5303
096-341-53	\$38.91	0.2616
096-341-54	\$0.00	0.0000
096-341-55	\$168.87	1.1355
096-341-56	\$213.35	1.4346
096-341-57	\$157.41	1.0584
096-341-58	\$0.52	0.0035
096-341-59	\$1.06	0.0071
096-341-60	\$217.61	1.4632
096-351-03	\$289.62	1.9474
096-351-05	\$196.25	1.3196
096-351-13	\$217.61	1.4632
096-351-20	\$175.22	1.1782
096-351-24	\$175.22	1.1782
096-351-25	\$0.00	0.0000
096-351-26	\$168.87	1.1355
096-351-27	\$203.20	1.3663
096-351-28	\$187.94	1.2637
096-351-35	\$209.25	1.4070
096-351-36	\$203.20	1.3663
096-351-37	\$227.59	1.5303
096-351-38	\$227.59	1.5303
096-351-39	\$38.91	0.2616
096-351-40	\$38.91	0.2616
096-351-41	\$38.91	0.2616
096-351-43	\$196.25	1.3196
096-351-44	\$168.87	1.1355
096-351-45	\$189.13	1.2717
096-351-46	\$36.48	0.2453
096-351-47	\$214.02	1.4391
096-351-51	\$200.46	1.3479
096-351-52	\$200.46	1.3479
096-351-53	\$200.46	1.3479
096-351-57	\$38.91	0.2616
096-351-58	\$36.48	0.2453
096-351-64	\$0.00	0.0000
096-351-69	\$175.22	1.1782
096-351-70	\$217.61	1.4632
096-351-71	\$0.45	0.0030

**CSA 48 Proposed Benefit
Assessment Rates for FY 2020-21**

Parcel	Assessment	Effective SFE
096-351-74	\$0.15	0.0010
096-351-75	\$168.23	1.1312
096-351-76	\$181.57	1.2209
096-351-77	\$162.51	1.0927
096-351-78	\$207.24	1.3935
096-351-79	\$227.59	1.5303
096-361-04	\$200.64	1.3491
096-361-07	\$162.51	1.0927
096-361-08	\$338.62	2.2769
096-361-10	\$156.16	1.0500
096-361-11	\$156.16	1.0500
096-361-12	\$174.89	1.1760
096-361-13	\$182.02	1.2239
096-361-14	\$162.51	1.0927
096-361-15	\$162.51	1.0927
096-361-16	\$168.87	1.1355
096-361-17	\$182.02	1.2239
096-361-18	\$0.00	0.0000
096-361-19	\$175.22	1.1782
096-361-21	\$168.87	1.1355
096-361-22	\$168.87	1.1355
096-361-23	\$175.22	1.1782
096-361-24	\$175.22	1.1782
096-371-01	\$175.22	1.1782
096-371-03	\$168.87	1.1355
096-371-04	\$175.22	1.1782
096-371-10	\$181.57	1.2209
096-371-11	\$0.00	0.0000
096-371-12	\$36.48	0.2453
096-371-13	\$175.22	1.1782
096-371-14	\$175.22	1.1782
096-371-15	\$168.87	1.1355
096-371-16	\$168.87	1.1355
096-371-17	\$168.87	1.1355
096-371-18	\$168.87	1.1355
096-371-19	\$175.22	1.1782
096-371-20	\$168.87	1.1355
096-382-03	\$207.14	1.3928
096-382-04	\$199.34	1.3404
096-382-05	\$199.34	1.3404
096-382-06	\$199.34	1.3404
096-382-07	\$191.55	1.2880
096-382-08	\$214.95	1.4453
096-382-09	\$191.55	1.2880
096-382-10	\$191.55	1.2880
096-382-11	\$191.55	1.2880
096-382-12	\$199.34	1.3404
096-382-13	\$0.00	0.0000
096-382-14	\$0.00	0.0000
096-382-15	\$177.99	1.1968

**CSA 48 Proposed Benefit
Assessment Rates for FY 2020-21**

ADDITIONAL MATERIALS #12.a

Appendix C

Parcel	Assessment	Effective SFE
096-382-17	\$0.00	0.0000
096-382-18	\$177.99	1.1968
096-382-19	\$199.34	1.3404
096-382-21	\$189.13	1.2717
096-382-23	\$355.98	2.3936
096-382-24	\$171.03	1.1500
096-391-01	\$171.03	1.1500
096-391-02	\$177.99	1.1968
096-391-03	\$184.95	1.2436
096-391-04	\$171.03	1.1500
096-391-05	\$171.03	1.1500
096-391-06	\$171.03	1.1500
096-391-07	\$207.14	1.3928
096-391-08	\$0.00	0.0000
096-401-01	\$182.02	1.2239
096-401-02	\$182.02	1.2239
096-401-03	\$168.87	1.1355
096-401-04	\$162.51	1.0927
096-401-05	\$210.48	1.4153
096-401-06	\$217.61	1.4632
096-401-07	\$156.16	1.0500
096-401-08	\$0.00	0.0000
096-401-09	\$182.02	1.2239
096-401-10	\$174.89	1.1760
096-401-11	\$182.02	1.2239
096-401-12	\$174.89	1.1760
096-401-13	\$182.02	1.2239
096-401-14	\$196.25	1.3196
096-411-01	\$175.22	1.1782
096-411-02	\$36.48	0.2453
096-411-03	\$36.48	0.2453
096-411-04	\$184.95	1.2436
096-411-05	\$39.95	0.2686
096-411-06	\$39.95	0.2686
096-421-01	\$177.99	1.1968
096-421-02	\$177.99	1.1968
096-421-03	\$0.00	0.0000
096-421-04	\$191.91	1.2904
096-421-05	\$177.99	1.1968
096-431-01	\$780.01	5.2448
096-431-02	\$171.03	1.1500
096-431-03	\$1,895.23	12.7436
096-431-04	\$41.76	0.2808
096-431-05	\$39.95	0.2686
096-431-06	\$355.98	2.3936
096-441-01	\$338.09	2.2733
096-451-01	\$172.57	1.1604
096-451-02	\$411.67	2.7681
096-451-03	\$233.67	1.5712
096-451-04	\$240.64	1.6181

**CSA 48 Proposed Benefit
Assessment Rates for FY 2020-21**

Parcel	Assessment	Effective SFE
096-461-01	\$308.68	2.0756
096-461-02	\$194.29	1.3064
096-471-01	\$177.99	1.1968
096-471-02	\$177.99	1.1968
096-471-03	\$171.03	1.1500
096-471-04	\$177.99	1.1968
096-471-05	\$171.03	1.1500
096-471-06	\$171.03	1.1500
096-471-07	\$171.03	1.1500
096-471-08	\$39.95	0.2686
096-471-09	\$0.00	0.0000
096-471-10	\$177.99	1.1968
096-471-11	\$39.95	0.2686
096-471-12	\$0.00	0.0000
096-481-01	\$174.89	1.1760
096-481-02	\$174.89	1.1760
096-481-03	\$199.34	1.3404
096-481-04	\$207.14	1.3928
096-481-05	\$168.87	1.1355
096-481-06	\$150.13	1.0095
096-481-07	\$0.73	0.0049
096-481-08	\$156.16	1.0500
096-481-09	\$162.51	1.0927
096-481-10	\$156.16	1.0500
096-481-11	\$171.03	1.1500
097-021-02	\$270.55	1.8192
097-021-03	\$156.16	1.0500
097-021-04	\$36.48	0.2453
097-031-08	\$209.25	1.4070
097-031-12	\$303.49	2.0407
097-031-17	\$154.77	1.0407
097-031-19	\$154.77	1.0407
097-031-20	\$154.77	1.0407
097-031-25	\$34.74	0.2336
097-031-26	\$34.74	0.2336
097-031-27	\$172.93	1.1628
097-031-30	\$160.83	1.0814
097-031-31	\$160.83	1.0814
097-031-36	\$168.87	1.1355
097-031-37	\$36.48	0.2453
097-031-38	\$160.83	1.0814
097-031-39	\$34.74	0.2336
097-031-40	\$160.83	1.0814
097-041-06	\$166.88	1.1221
097-041-07	\$168.87	1.1355
097-041-08	\$175.22	1.1782
097-041-13	\$154.77	1.0407
097-041-15	\$166.88	1.1221
097-041-16	\$160.83	1.0814
097-041-17	\$160.83	1.0814

**CSA 48 Proposed Benefit
Assessment Rates for FY 2020-21**

Parcel	Assessment	Effective SFE
097-041-18	\$156.16	1.0500
097-041-20	\$162.51	1.0927
097-041-21	\$178.98	1.2035
097-041-22	\$185.04	1.2442
097-051-01	\$156.16	1.0500
097-051-02	\$156.16	1.0500
097-051-10	\$36.48	0.2453
097-051-21	\$156.16	1.0500
097-051-23	\$156.16	1.0500
097-051-24	\$36.48	0.2453
097-051-25	\$156.16	1.0500
097-051-26	\$156.16	1.0500
097-051-28	\$162.51	1.0927
097-051-29	\$156.16	1.0500
097-051-30	\$156.16	1.0500
097-051-31	\$162.51	1.0927
097-051-32	\$156.16	1.0500
097-061-04	\$160.83	1.0814
097-061-06	\$34.74	0.2336
097-061-08	\$178.98	1.2035
097-061-09	\$33.70	0.2266
097-061-10	\$191.22	1.2858
097-061-13	\$34.74	0.2336
097-061-17	\$148.72	1.0000
097-061-18	\$34.74	0.2336
097-061-20	\$178.98	1.2035
097-061-21	\$160.83	1.0814
097-061-22	\$34.74	0.2336
097-061-24	\$154.77	1.0407
097-061-25	\$178.98	1.2035
097-061-26	\$36.48	0.2453
097-061-28	\$36.48	0.2453
097-061-30	\$197.14	1.3256
097-061-32	\$187.94	1.2637
097-061-35	\$36.48	0.2453
097-061-36	\$0.00	0.0000
097-061-37	\$175.22	1.1782
097-061-38	\$34.74	0.2336
097-061-39	\$162.51	1.0927
097-061-40	\$162.51	1.0927
097-061-41	\$187.94	1.2637
097-071-03	\$0.00	0.0000
097-071-06	\$36.48	0.2453
097-071-09	\$181.57	1.2209
097-071-14	\$36.48	0.2453
097-071-15	\$162.51	1.0927
097-071-16	\$181.57	1.2209
097-071-17	\$0.00	0.0000
097-071-18	\$187.94	1.2637
097-071-19	\$175.22	1.1782

**CSA 48 Proposed Benefit
Assessment Rates for FY 2020-21**

Parcel	Assessment	Effective SFE
097-071-21	\$219.72	1.4774
097-081-01	\$156.16	1.0500
097-081-06	\$36.48	0.2453
097-081-07	\$36.48	0.2453
097-081-10	\$0.00	0.0000
097-081-11	\$312.31	2.1000
097-081-23	\$175.22	1.1782
097-081-24	\$168.87	1.1355
097-081-25	\$200.64	1.3491
097-081-26	\$207.00	1.3919
097-081-27	\$238.78	1.6056
097-081-28	\$238.78	1.6056
097-081-29	\$175.22	1.1782
097-091-02	\$471.20	3.1684
097-091-08	\$196.25	1.3196
097-091-11	\$181.57	1.2209
097-091-12	\$36.48	0.2453
097-091-15	\$196.25	1.3196
097-091-16	\$207.00	1.3919
097-091-31	\$175.22	1.1782
097-091-32	\$156.16	1.0500
097-101-03	\$156.16	1.0500
097-101-04	\$0.62	0.0042
097-101-07	\$162.51	1.0927
097-101-14	\$162.51	1.0927
097-101-16	\$162.51	1.0927
097-101-17	\$168.87	1.1355
097-101-19	\$168.87	1.1355
097-101-21	\$156.16	1.0500
097-101-22	\$0.00	0.0000
097-101-23	\$175.22	1.1782
097-101-25	\$162.51	1.0927
097-101-29	\$162.51	1.0927
097-101-30	\$162.51	1.0927
097-101-32	\$175.22	1.1782
097-101-33	\$325.03	2.1855
097-101-34	\$162.51	1.0927
097-101-35	\$162.51	1.0927
097-101-40	\$36.48	0.2453
097-101-41	\$168.87	1.1355
097-101-42	\$168.87	1.1355
097-101-43	\$194.29	1.3064
097-101-44	\$187.94	1.2637
097-101-45	\$257.85	1.7338
097-101-46	\$213.35	1.4346
097-111-03	\$168.87	1.1355
097-111-08	\$36.48	0.2453
097-111-10	\$162.51	1.0927
097-111-12	\$181.57	1.2209
097-111-16	\$344.09	2.3137

**CSA 48 Proposed Benefit
Assessment Rates for FY 2020-21**

Parcel	Assessment	Effective SFE
097-111-17	\$270.55	1.8192
097-111-19	\$312.31	2.1000
097-111-22	\$181.57	1.2209
097-111-23	\$181.57	1.2209
097-111-24	\$207.00	1.3919
097-111-25	\$36.48	0.2453
097-121-02	\$156.16	1.0500
097-121-03	\$36.48	0.2453
097-121-04	\$0.00	0.0000
097-121-05	\$156.16	1.0500
097-121-07	\$187.94	1.2637
097-121-10	\$175.22	1.1782
097-121-11	\$2.74	0.0184
097-121-12	\$0.00	0.0000
097-121-13	\$226.07	1.5201
097-121-14	\$36.48	0.2453
097-131-01	\$168.87	1.1355
097-131-02	\$0.00	0.0000
097-131-04	\$0.00	0.0000
097-131-05	\$156.16	1.0500
097-131-06	\$156.16	1.0500
097-131-07	\$181.57	1.2209
097-131-08	\$36.48	0.2453
097-131-09	\$162.51	1.0927
097-131-10	\$156.16	1.0500
097-131-11	\$318.66	2.1427
097-131-12	\$175.22	1.1782
097-141-04	\$162.51	1.0927
097-141-05	\$180.84	1.2160
097-141-10	\$226.07	1.5201
097-141-11	\$213.35	1.4346
097-151-07	\$238.96	1.6068
097-151-08	\$238.96	1.6068
097-151-09	\$159.59	1.0731
097-151-10	\$4.73	0.0318
097-151-12	\$38.91	0.2616
097-151-13	\$356.39	2.3964
097-151-14	\$187.94	1.2637
097-151-15	\$40.85	0.2747
097-151-18	\$288.78	1.9418
097-151-19	\$246.07	1.6546
097-161-02	\$164.93	1.1090
097-161-03	\$175.22	1.1782
097-161-05	\$36.48	0.2453
097-161-06	\$187.94	1.2637
097-171-03	\$200.64	1.3491
097-171-04	\$36.48	0.2453
097-171-06	\$194.29	1.3064
097-171-09	\$0.94	0.0063
097-171-11	\$36.48	0.2453

**CSA 48 Proposed Benefit
Assessment Rates for FY 2020-21**

Parcel	Assessment	Effective SFE
097-171-13	\$162.51	1.0927
097-171-16	\$213.35	1.4346
097-171-20	\$162.51	1.0927
097-171-21	\$181.57	1.2209
097-181-02	\$34.74	0.2336
097-181-03	\$36.48	0.2453
097-181-04	\$187.94	1.2637
097-181-05	\$36.48	0.2453
097-181-06	\$175.22	1.1782
097-181-08	\$156.16	1.0500
097-181-09	\$36.48	0.2453
097-181-10	\$36.48	0.2453
097-181-11	\$178.98	1.2035
097-181-12	\$34.74	0.2336
097-191-01	\$0.00	0.0000
097-191-03	\$34.74	0.2336
097-191-05	\$34.74	0.2336
097-191-06	\$34.74	0.2336
097-191-07	\$34.74	0.2336
097-191-08	\$34.74	0.2336
097-191-10	\$172.93	1.1628
097-191-11	\$178.98	1.2035
097-191-12	\$34.74	0.2336
097-191-13	\$172.93	1.1628
097-201-01	\$34.74	0.2336
097-201-02	\$34.74	0.2336
097-201-03	\$172.93	1.1628
097-201-05	\$34.74	0.2336
097-201-06	\$172.93	1.1628
097-201-07	\$34.74	0.2336
097-201-09	\$34.74	0.2336
097-201-10	\$178.98	1.2035
097-211-01	\$34.74	0.2336
097-211-03	\$197.14	1.3256
097-211-05	\$34.74	0.2336
097-211-06	\$34.74	0.2336
097-211-07	\$34.74	0.2336
097-211-09	\$34.74	0.2336
097-211-10	\$0.00	0.0000
097-211-11	\$191.09	1.2849
097-211-12	\$215.30	1.4477
097-221-06	\$36.48	0.2453
097-221-07	\$36.48	0.2453
097-221-08	\$168.87	1.1355
097-221-09	\$168.87	1.1355
097-222-01	\$221.35	1.4884
097-222-02	\$160.83	1.0814
097-222-04	\$162.51	1.0927
097-222-05	\$162.51	1.0927
097-222-06	\$162.51	1.0927

**CSA 48 Proposed Benefit
Assessment Rates for FY 2020-21**

Parcel	Assessment	Effective SFE
097-222-07	\$0.00	0.0000
097-222-08	\$181.57	1.2209
097-231-02	\$322.48	2.1684
097-231-09	\$148.72	1.0000
097-231-10	\$38.91	0.2616
097-231-12	\$186.91	1.2568
097-231-16	\$36.48	0.2453
097-231-17	\$187.94	1.2637
097-231-18	\$181.57	1.2209
097-231-21	\$0.00	0.0000
097-231-27	\$0.00	0.0000
097-231-35	\$295.91	1.9897
097-231-36	\$270.55	1.8192
097-231-38	\$234.35	1.5758
097-231-42	\$227.59	1.5303
097-231-43	\$234.35	1.5758
097-231-44	\$309.55	2.0814
097-231-45	\$160.07	1.0763
097-231-46	\$159.28	1.0710
097-231-47	\$275.83	1.8547
097-231-48	\$269.78	1.8140
097-231-49	\$502.33	3.3777
097-231-50	\$40.85	0.2747
097-231-51	\$203.20	1.3663
097-231-52	\$261.48	1.7582
097-241-01	\$34.74	0.2336
097-241-02	\$0.00	0.0000
097-241-03	\$38.91	0.2616
097-251-05	\$166.57	1.1200
097-251-06	\$0.00	0.0000
097-251-09	\$34.74	0.2336
097-251-11	\$148.72	1.0000
097-251-13	\$0.00	0.0000
097-251-14	\$245.57	1.6512
097-251-15	\$251.62	1.6919
097-251-16	\$175.06	1.1771
097-251-17	\$458.07	3.0801
097-251-18	\$287.94	1.9361
097-261-04	\$172.93	1.1628
097-261-05	\$0.30	0.0020
097-261-12	\$34.74	0.2336
097-261-18	\$178.98	1.2035
097-261-19	\$172.93	1.1628
097-261-20	\$178.98	1.2035
097-261-21	\$172.93	1.1628
097-261-25	\$209.25	1.4070
097-261-26	\$34.74	0.2336
097-261-27	\$34.74	0.2336
097-261-28	\$34.74	0.2336
097-261-29	\$263.73	1.7733

**CSA 48 Proposed Benefit
Assessment Rates for FY 2020-21**

Parcel	Assessment	Effective SFE
097-261-31	\$199.75	1.3431
097-261-32	\$3.12	0.0210
097-261-33	\$34.74	0.2336
097-261-34	\$384.78	2.5873
097-261-35	\$34.74	0.2336
097-271-01	\$156.16	1.0500
097-271-02	\$162.51	1.0927
097-271-08	\$162.51	1.0927
097-271-09	\$162.51	1.0927
097-271-11	\$162.51	1.0927
097-271-13	\$0.00	0.0000
097-271-15	\$162.51	1.0927
097-271-18	\$156.16	1.0500
097-272-02	\$162.51	1.0927
097-272-03	\$156.16	1.0500
097-272-04	\$162.51	1.0927
097-272-05	\$156.16	1.0500
097-272-06	\$0.00	0.0000
097-281-01	\$162.51	1.0927
097-281-02	\$156.16	1.0500
097-281-03	\$162.51	1.0927
097-281-04	\$162.51	1.0927
097-281-05	\$162.51	1.0927
097-281-06	\$162.51	1.0927
097-281-07	\$156.16	1.0500
097-282-02	\$162.51	1.0927
097-282-03	\$156.16	1.0500
097-282-04	\$156.16	1.0500
097-282-05	\$156.16	1.0500
097-282-06	\$156.16	1.0500
097-282-07	\$156.16	1.0500
097-282-08	\$162.51	1.0927
097-291-03	\$160.83	1.0814
097-291-04	\$34.74	0.2336
097-291-05	\$162.51	1.0927
097-291-06	\$162.51	1.0927
097-291-07	\$162.51	1.0927
097-291-08	\$156.16	1.0500
097-291-09	\$156.16	1.0500
097-292-01	\$156.16	1.0500
097-292-02	\$156.16	1.0500
097-301-01	\$156.16	1.0500
097-301-02	\$156.16	1.0500
097-301-03	\$156.16	1.0500
097-301-04	\$156.16	1.0500
097-301-05	\$156.16	1.0500
097-301-06	\$162.51	1.0927
097-301-07	\$156.16	1.0500
097-301-09	\$156.16	1.0500
097-301-10	\$156.16	1.0500

**CSA 48 Proposed Benefit
Assessment Rates for FY 2020-21**

Parcel	Assessment	Effective SFE
097-301-11	\$162.51	1.0927
097-301-12	\$162.51	1.0927
097-301-13	\$162.51	1.0927
097-301-14	\$156.16	1.0500
097-301-15	\$0.00	0.0000
097-311-01	\$36.48	0.2453
097-311-02	\$162.51	1.0927
097-311-03	\$36.48	0.2453
097-311-04	\$166.88	1.1221
097-311-05	\$0.00	0.0000
097-311-06	\$0.00	0.0000
097-321-01	\$34.74	0.2336
097-321-03	\$168.87	1.1355
097-321-04	\$175.22	1.1782
097-321-05	\$36.48	0.2453
097-321-06	\$175.22	1.1782
097-321-07	\$36.48	0.2453
097-321-08	\$168.87	1.1355
097-321-09	\$219.72	1.4774
098-011-04	\$0.18	0.0012
098-011-05	\$205.83	1.3840
098-011-20	\$345.66	2.3242
098-011-21	\$177.99	1.1968
098-011-22	\$174.28	1.1719
098-011-23	\$3.91	0.0263
098-011-28	\$171.03	1.1500
098-011-32	\$191.91	1.2904
098-011-33	\$191.91	1.2904
098-011-54	\$198.87	1.3372
098-011-61	\$184.95	1.2436
098-011-62	\$177.99	1.1968
098-011-69	\$39.95	0.2686
098-011-71	\$184.95	1.2436
098-011-72	\$184.95	1.2436
098-011-73	\$177.99	1.1968
098-011-74	\$191.91	1.2904
098-011-76	\$39.95	0.2686
098-011-77	\$177.99	1.1968
098-011-78	\$520.04	3.4968
098-011-84	\$184.95	1.2436
098-011-86	\$184.95	1.2436
098-011-88	\$39.95	0.2686
098-011-90	\$184.95	1.2436
098-011-91	\$212.79	1.4308
098-011-92	\$382.23	2.5701
098-021-01	\$3.60	0.0242
098-021-02	\$261.72	1.7598
098-021-06	\$7.85	0.0528
098-021-07	\$18.20	0.1224
098-031-04	\$199.34	1.3404

**CSA 48 Proposed Benefit
Assessment Rates for FY 2020-21**

Parcel	Assessment	Effective SFE
098-031-05	\$191.55	1.2880
098-031-07	\$214.95	1.4453
098-031-10	\$199.34	1.3404
098-031-13	\$222.74	1.4977
098-031-15	\$177.99	1.1968
098-031-18	\$207.14	1.3928
098-031-19	\$191.55	1.2880
098-031-20	\$191.55	1.2880
098-031-22	\$214.95	1.4453
098-031-23	\$214.95	1.4453
098-031-24	\$191.55	1.2880
098-031-25	\$44.75	0.3009
098-041-21	\$199.34	1.3404
098-041-22	\$199.34	1.3404
098-041-23	\$207.14	1.3928
098-041-24	\$214.95	1.4453
098-041-25	\$214.95	1.4453
098-041-26	\$214.95	1.4453
098-051-02	\$187.94	1.2637
098-051-03	\$175.22	1.1782
098-051-04	\$168.87	1.1355
098-051-08	\$712.18	4.7887
098-051-09	\$36.48	0.2453
098-051-12	\$36.48	0.2453
098-051-13	\$1,424.37	9.5775
098-051-16	\$168.87	1.1355
098-051-19	\$168.87	1.1355
098-051-21	\$168.87	1.1355
098-051-22	\$36.48	0.2453
098-051-23	\$331.38	2.2282
098-051-24	\$156.16	1.0500
098-051-25	\$162.51	1.0927
098-051-26	\$36.48	0.2453
098-051-27	\$36.48	0.2453
098-051-28	\$36.48	0.2453
098-051-29	\$168.87	1.1355
098-051-30	\$168.87	1.1355
098-061-04	\$0.00	0.0000
098-061-10	\$36.48	0.2453
098-061-11	\$175.22	1.1782
098-061-12	\$168.87	1.1355
098-061-13	\$168.87	1.1355
098-061-24	\$175.22	1.1782
098-061-25	\$181.57	1.2209
098-061-26	\$181.57	1.2209
098-061-28	\$194.29	1.3064
098-061-32	\$0.00	0.0000
098-061-35	\$181.57	1.2209
098-061-37	\$168.87	1.1355
098-061-38	\$189.13	1.2717

**CSA 48 Proposed Benefit
Assessment Rates for FY 2020-21**

Parcel	Assessment	Effective SFE
098-061-41	\$168.87	1.1355
098-061-42	\$162.51	1.0927
098-061-43	\$189.13	1.2717
098-061-44	\$175.22	1.1782
098-061-45	\$260.32	1.7504
098-061-46	\$210.48	1.4153
098-061-47	\$187.94	1.2637
098-061-49	\$175.22	1.1782
098-071-05	\$276.92	1.8620
098-071-06	\$712.18	4.7887
098-071-08	\$678.21	4.5603
098-071-09	\$315.60	2.1221
098-071-10	\$162.51	1.0927
098-071-12	\$0.00	0.0000
098-071-16	\$283.27	1.9047
098-071-63	\$36.48	0.2453
098-071-76	\$181.57	1.2209
098-071-87	\$181.57	1.2209
098-071-88	\$168.87	1.1355
098-071-90	\$187.94	1.2637
098-071-91	\$187.94	1.2637
098-081-05	\$36.48	0.2453
098-081-07	\$350.44	2.3564
098-081-10	\$36.48	0.2453
098-081-12	\$168.87	1.1355
098-081-13	\$0.00	0.0000
098-081-14	\$162.51	1.0927
098-081-15	\$283.27	1.9047
098-091-03	\$162.51	1.0927
098-091-06	\$175.22	1.1782
098-091-07	\$162.51	1.0927
098-091-16	\$168.87	1.1355
098-091-17	\$264.20	1.7765
098-091-18	\$162.51	1.0927
098-101-04	\$5.00	0.0336
098-101-05	\$324.09	2.1792
098-101-07	\$177.99	1.1968
098-101-10	\$164.75	1.1078
098-101-21	\$205.83	1.3840
098-101-28	\$362.94	2.4404
098-101-29	\$191.91	1.2904
098-111-02	\$1,747.22	11.7484
098-111-04	\$44.75	0.3009
098-111-09	\$230.53	1.5501
098-111-12	\$44.75	0.3009
098-111-17	\$199.34	1.3404
098-111-22	\$207.14	1.3928
098-111-23	\$238.32	1.6025
098-111-29	\$207.14	1.3928
098-111-32	\$230.53	1.5501

**CSA 48 Proposed Benefit
Assessment Rates for FY 2020-21**

Parcel	Assessment	Effective SFE
098-111-41	\$207.14	1.3928
098-111-43	\$199.34	1.3404
098-111-45	\$214.95	1.4453
098-111-46	\$238.32	1.6025
098-111-47	\$222.74	1.4977
098-111-49	\$191.91	1.2904
098-111-52	\$199.34	1.3404
098-111-54	\$199.34	1.3404
098-111-55	\$199.34	1.3404
098-111-56	\$207.14	1.3928
098-111-57	\$199.34	1.3404
098-111-58	\$207.14	1.3928
098-111-59	\$191.91	1.2904
098-111-60	\$214.95	1.4453
098-111-61	\$214.95	1.4453
098-111-62	\$222.74	1.4977
098-111-63	\$207.14	1.3928
098-111-64	\$199.34	1.3404
098-111-65	\$214.95	1.4453
098-111-67	\$370.86	2.4937
098-111-68	\$222.74	1.4977
098-111-69	\$44.75	0.3009
098-111-70	\$300.70	2.0219
098-111-71	\$214.95	1.4453
098-121-04	\$386.17	2.5966
098-121-05	\$480.01	3.2276
098-121-06	\$44.75	0.3009
098-121-11	\$44.75	0.3009
098-121-12	\$238.32	1.6025
098-121-13	\$238.32	1.6025
098-121-14	\$44.75	0.3009
098-131-06	\$13.64	0.0917
098-131-07	\$1,078.90	7.2546
098-131-09	\$40.85	0.2747
098-131-10	\$445.39	2.9948
098-131-11	\$4.55	0.0306
098-131-21	\$40.85	0.2747
098-131-34	\$424.03	2.8512
098-131-65	\$238.96	1.6068
098-131-70	\$409.80	2.7555
098-131-71	\$331.50	2.2290
098-131-72	\$338.62	2.2769
098-131-73	\$844.00	5.6751
098-131-75	\$324.37	2.1811
098-131-76	\$40.85	0.2747
098-141-10	\$0.00	0.0000
098-141-11	\$0.00	0.0000
098-141-12	\$0.00	0.0000
098-141-14	\$56.13	0.3774
098-141-15	\$24.98	0.1680

**CSA 48 Proposed Benefit
Assessment Rates for FY 2020-21**

ADDITIONAL MATERIALS #12.a

Appendix C

Parcel	Assessment	Effective SFE
098-151-02	\$2.23	0.0150
098-151-03	\$3.57	0.0240
098-151-04	\$187.94	1.2637
098-151-06	\$321.40	2.1611
098-151-08	\$200.64	1.3491
098-151-11	\$34.74	0.2336
098-151-13	\$197.14	1.3256
098-151-14	\$34.74	0.2336
098-151-15	\$34.74	0.2336
098-151-16	\$34.74	0.2336
098-151-17	\$34.74	0.2336
098-151-19	\$34.74	0.2336
098-151-20	\$34.74	0.2336
098-151-22	\$181.57	1.2209
098-151-29	\$194.29	1.3064
098-151-30	\$36.48	0.2453
098-151-31	\$181.57	1.2209
098-151-32	\$168.87	1.1355
098-151-33	\$175.22	1.1782
098-151-34	\$168.87	1.1355
098-151-35	\$181.57	1.2209
098-151-36	\$175.22	1.1782
098-151-37	\$181.57	1.2209
098-151-38	\$36.48	0.2453
098-151-39	\$187.94	1.2637
098-151-40	\$34.74	0.2336
098-151-41	\$457.42	3.0757
098-151-42	\$36.48	0.2453
098-151-43	\$156.16	1.0500
098-151-44	\$566.53	3.8094
098-161-06	\$65.88	0.4430
098-161-07	\$154.77	1.0407
098-171-01	\$257.85	1.7338
098-171-02	\$428.09	2.8785
098-171-05	\$184.70	1.2419
098-171-07	\$156.16	1.0500
098-171-09	\$260.32	1.7504
098-171-16	\$210.48	1.4153
098-171-17	\$231.84	1.5589
098-171-20	\$207.00	1.3919
098-171-21	\$196.25	1.3196
098-171-22	\$181.57	1.2209
098-171-25	\$467.58	3.1440
098-171-26	\$36.48	0.2453
098-171-27	\$797.64	5.3634
098-181-03	\$40.85	0.2747
098-181-04	\$64.93	0.4366
098-191-07	\$199.34	1.3404
098-191-08	\$199.34	1.3404
098-191-09	\$191.55	1.2880

**CSA 48 Proposed Benefit
Assessment Rates for FY 2020-21**

ADDITIONAL MATERIALS #12.a

Appendix C

Parcel	Assessment	Effective SFE
098-191-14	\$199.34	1.3404
098-191-16	\$191.55	1.2880
098-191-17	\$191.55	1.2880
098-191-18	\$390.90	2.6284
098-191-19	\$44.75	0.3009
098-191-22	\$44.75	0.3009
098-191-24	\$44.75	0.3009
098-191-25	\$199.34	1.3404
098-191-26	\$199.34	1.3404
098-191-27	\$199.34	1.3404
098-191-28	\$44.75	0.3009
098-191-29	\$199.34	1.3404
098-191-30	\$199.34	1.3404
098-191-31	\$199.34	1.3404
098-191-33	\$199.34	1.3404
098-201-01	\$44.75	0.3009
098-201-06	\$207.14	1.3928
098-201-11	\$199.34	1.3404
098-201-13	\$199.34	1.3404
098-201-14	\$199.34	1.3404
098-201-24	\$214.95	1.4453
098-201-26	\$222.74	1.4977
098-201-28	\$230.53	1.5501
098-201-32	\$5.37	0.0361
098-201-33	\$44.75	0.3009
098-201-36	\$710.54	4.7777
098-201-37	\$347.47	2.3364
098-201-39	\$347.47	2.3364
098-201-40	\$331.88	2.2316
098-211-03	\$406.50	2.7333
098-211-04	\$230.53	1.5501
098-211-05	\$207.14	1.3928
098-211-06	\$238.32	1.6025
098-211-07	\$36.48	0.2453
098-211-08	\$187.94	1.2637
098-211-09	\$36.48	0.2453
098-211-10	\$168.87	1.1355
098-211-17	\$207.14	1.3928
098-211-18	\$253.92	1.7074
098-211-20	\$378.27	2.5435
098-211-22	\$36.48	0.2453
098-211-26	\$39.95	0.2686
098-211-28	\$222.74	1.4977
098-211-29	\$40.85	0.2747
098-211-30	\$36.48	0.2453
098-211-31	\$36.48	0.2453
098-211-32	\$198.87	1.3372
098-211-36	\$222.74	1.4977
098-211-38	\$44.75	0.3009
098-211-39	\$214.95	1.4453

**CSA 48 Proposed Benefit
Assessment Rates for FY 2020-21**

ADDITIONAL MATERIALS #12.a

Appendix C

Parcel	Assessment	Effective SFE
098-221-02	\$222.74	1.4977
098-221-03	\$231.84	1.5589
098-231-05	\$162.51	1.0927
098-231-06	\$156.16	1.0500
098-231-07	\$174.89	1.1760
098-231-08	\$162.51	1.0927
098-231-11	\$162.51	1.0927
098-231-12	\$36.48	0.2453
098-231-13	\$162.51	1.0927
098-241-01	\$39.95	0.2686
098-241-02	\$177.99	1.1968
098-241-04	\$184.95	1.2436
098-241-05	\$177.99	1.1968
098-241-06	\$177.99	1.1968
098-241-07	\$184.95	1.2436
098-241-08	\$184.95	1.2436
098-241-09	\$198.87	1.3372
098-241-10	\$0.00	0.0000
098-241-11	\$191.91	1.2904
098-241-12	\$171.03	1.1500
098-241-13	\$177.99	1.1968
098-251-01	\$222.74	1.4977
098-251-02	\$191.91	1.2904
098-251-03	\$212.79	1.4308
098-251-05	\$191.91	1.2904
098-251-22	\$191.91	1.2904
098-251-27	\$214.95	1.4453
098-251-41	\$191.91	1.2904
098-251-42	\$214.95	1.4453
098-251-43	\$207.14	1.3928
098-251-44	\$184.95	1.2436
098-251-45	\$184.95	1.2436
098-251-46	\$0.00	0.0000
098-251-47	\$0.00	0.0000
098-261-02	\$207.14	1.3928
098-261-03	\$199.34	1.3404
098-261-04	\$199.34	1.3404
098-261-05	\$214.95	1.4453
098-261-07	\$238.32	1.6025
098-261-10	\$261.72	1.7598
098-261-11	\$199.34	1.3404
098-261-12	\$207.14	1.3928
098-261-15	\$199.34	1.3404
098-271-03	\$184.95	1.2436
098-271-09	\$184.95	1.2436
098-271-10	\$191.91	1.2904
098-271-11	\$191.91	1.2904
098-271-14	\$191.91	1.2904
098-271-18	\$177.99	1.1968
098-271-20	\$177.99	1.1968

**CSA 48 Proposed Benefit
Assessment Rates for FY 2020-21**

Parcel	Assessment	Effective SFE
098-271-23	\$184.95	1.2436
098-271-26	\$39.95	0.2686
098-271-27	\$362.94	2.4404
098-271-28	\$177.99	1.1968
098-271-29	\$184.95	1.2436
098-271-30	\$698.03	4.6936
098-271-35	\$39.95	0.2686
098-271-36	\$184.95	1.2436
098-271-41	\$0.00	0.0000
098-271-44	\$177.99	1.1968
098-271-45	\$184.95	1.2436
098-271-46	\$191.91	1.2904
098-271-47	\$191.91	1.2904
098-271-48	\$184.95	1.2436
098-271-49	\$184.95	1.2436
098-271-50	\$191.91	1.2904
098-281-01	\$184.95	1.2436
098-281-02	\$177.99	1.1968
098-281-03	\$184.95	1.2436
098-281-04	\$39.95	0.2686
098-281-05	\$39.95	0.2686
098-281-08	\$191.91	1.2904
098-281-09	\$184.95	1.2436
098-281-12	\$191.91	1.2904
098-281-13	\$184.95	1.2436
098-281-14	\$162.51	1.0927
098-281-15	\$168.87	1.1355
098-281-17	\$168.87	1.1355
098-281-19	\$156.16	1.0500
098-281-20	\$181.57	1.2209
098-281-22	\$168.87	1.1355
098-281-25	\$187.94	1.2637
098-281-26	\$168.87	1.1355
098-281-29	\$184.95	1.2436
098-281-30	\$184.95	1.2436
098-281-31	\$184.95	1.2436
098-281-32	\$191.91	1.2904
098-281-33	\$184.95	1.2436
098-291-03	\$214.95	1.4453
098-291-05	\$0.00	0.0000
098-291-06	\$261.72	1.7598
098-291-08	\$214.95	1.4453
098-291-11	\$437.68	2.9430
098-301-01	\$205.83	1.3840
098-301-02	\$231.84	1.5589
098-301-05	\$168.87	1.1355
098-301-06	\$189.13	1.2717
098-301-09	\$0.00	0.0000
098-301-10	\$189.13	1.2717
098-301-11	\$189.13	1.2717

**CSA 48 Proposed Benefit
Assessment Rates for FY 2020-21**

Parcel	Assessment	Effective SFE
098-301-12	\$182.02	1.2239
098-301-13	\$196.25	1.3196
098-301-14	\$162.51	1.0927
098-311-01	\$230.53	1.5501
098-311-02	\$207.14	1.3928
098-311-03	\$214.95	1.4453
098-311-04	\$214.95	1.4453
098-311-05	\$191.91	1.2904
098-311-06	\$44.75	0.3009
098-311-07	\$199.34	1.3404
098-311-08	\$199.34	1.3404
098-311-09	\$177.99	1.1968
098-311-10	\$184.95	1.2436
098-311-11	\$191.91	1.2904
098-311-12	\$0.00	0.0000
098-321-01	\$212.79	1.4308
098-321-03	\$39.95	0.2686
098-321-04	\$39.95	0.2686
098-321-06	\$44.75	0.3009
098-321-07	\$199.34	1.3404
098-321-08	\$222.74	1.4977
098-321-09	\$308.49	2.0743
098-321-10	\$39.95	0.2686
098-321-11	\$177.99	1.1968
098-321-12	\$780.01	5.2448
098-321-13	\$39.95	0.2686
098-331-01	\$198.87	1.3372
098-331-04	\$219.75	1.4776
098-331-05	\$226.71	1.5244
098-331-06	\$410.38	2.7594
098-331-07	\$176.34	1.1857
098-331-08	\$178.73	1.2018
098-341-02	\$44.75	0.3009
098-341-03	\$285.11	1.9171
098-341-04	\$44.75	0.3009
098-341-05	\$222.74	1.4977
098-351-01	\$68.11	0.4580
099-011-03	\$240.48	1.6170
099-011-09	\$24.39	0.1640
099-011-19	\$312.00	2.0979
099-021-05	\$186.91	1.2568
099-021-06	\$0.67	0.0045
099-021-07	\$201.02	1.3517
099-021-09	\$33.70	0.2266
099-021-11	\$161.87	1.0884
099-021-12	\$208.85	1.4043
099-041-13	\$37.75	0.2538
099-041-29	\$37.75	0.2538
099-041-30	\$37.75	0.2538
099-041-71	\$349.45	2.3497

**CSA 48 Proposed Benefit
Assessment Rates for FY 2020-21**

Parcel	Assessment	Effective SFE
099-041-72	\$187.88	1.2633
099-041-74	\$220.75	1.4843
099-061-05	\$1.44	0.0097
099-061-09	\$6.14	0.0413
099-091-01	\$0.00	0.0000
099-091-06	\$161.57	1.0864
099-091-08	\$37.75	0.2538
099-091-11	\$161.57	1.0864
099-091-13	\$161.57	1.0864
099-091-19	\$168.14	1.1306
099-091-21	\$161.57	1.0864
099-091-22	\$168.14	1.1306
099-091-23	\$161.57	1.0864
099-101-01	\$371.99	2.5013
099-101-06	\$349.45	2.3497
099-101-07	\$144.26	0.9700
099-101-09	\$33.70	0.2266
099-101-10	\$150.13	1.0095
099-101-11	\$33.70	0.2266
099-101-12	\$214.17	1.4401
099-101-13	\$207.60	1.3959
099-101-16	\$291.40	1.9594
099-101-21	\$253.63	1.7054
099-101-23	\$37.75	0.2538
099-101-25	\$156.01	1.0490
099-101-29	\$156.01	1.0490
099-101-31	\$336.29	2.2612
099-101-36	\$227.33	1.5286
099-101-40	\$181.29	1.2190
099-101-42	\$187.88	1.2633
099-101-43	\$174.72	1.1748
099-101-44	\$161.87	1.0884
099-111-08	\$33.70	0.2266
099-111-09	\$33.70	0.2266
099-121-16	\$202.97	1.3648
099-121-25	\$181.29	1.2190
099-121-47	\$156.01	1.0490
099-121-48	\$156.01	1.0490
099-121-52	\$173.62	1.1674
099-121-62	\$197.10	1.3253
099-121-64	\$174.72	1.1748
099-121-65	\$0.00	0.0000
099-121-70	\$174.72	1.1748
099-121-77	\$174.72	1.1748
099-131-03	\$0.15	0.0010
099-131-04	\$147.04	0.9887
099-141-01	\$66.97	0.4503
099-151-01	\$11.73	0.0789
099-161-04	\$33.00	0.2219
099-161-06	\$33.00	0.2219

**CSA 48 Proposed Benefit
Assessment Rates for FY 2020-21**

Parcel	Assessment	Effective SFE
099-161-07	\$0.15	0.0010
099-161-08	\$0.43	0.0029
099-161-09	\$0.15	0.0010
099-161-12	\$3.11	0.0209
099-161-13	\$141.28	0.9500
099-171-03	\$644.36	4.3327
099-171-06	\$33.70	0.2266
099-171-09	\$161.87	1.0884
099-171-10	\$17.61	0.1184
099-171-11	\$144.26	0.9700
099-181-02	\$88.93	0.5980
099-181-03	\$72.38	0.4867
099-181-04	\$72.41	0.4869
099-181-05	\$23.94	0.1610
099-181-06	\$41.05	0.2760
099-191-01	\$33.49	0.2252
099-191-02	\$62.88	0.4228
099-191-03	\$84.34	0.5671
099-191-04	\$84.35	0.5672
099-191-05	\$77.01	0.5178
099-201-01	\$0.28	0.0019
099-201-02	\$0.15	0.0010
099-201-03	\$0.15	0.0010
099-201-05	\$0.28	0.0019
099-201-06	\$0.15	0.0010
099-201-07	\$0.15	0.0010
099-201-09	\$0.15	0.0010
099-201-10	\$0.15	0.0010
099-201-11	\$0.15	0.0010
099-201-12	\$0.15	0.0010
099-211-01	\$0.15	0.0010
099-211-02	\$0.15	0.0010
099-211-03	\$0.15	0.0010
099-211-04	\$0.28	0.0019
099-211-05	\$0.15	0.0010
099-211-06	\$0.15	0.0010
099-211-07	\$0.15	0.0010
099-211-08	\$0.15	0.0010
099-222-01	\$0.15	0.0010
099-222-02	\$0.71	0.0048
099-222-03	\$0.15	0.0010
099-222-04	\$0.15	0.0010
099-222-05	\$0.15	0.0010
099-222-06	\$0.15	0.0010
099-222-07	\$0.28	0.0019
099-222-08	\$33.00	0.2219
099-222-09	\$0.15	0.0010
099-222-10	\$0.28	0.0019
099-231-01	\$0.15	0.0010
099-231-02	\$141.28	0.9500

**CSA 48 Proposed Benefit
Assessment Rates for FY 2020-21**

Parcel	Assessment	Effective SFE
099-231-03	\$0.15	0.0010
099-231-04	\$0.15	0.0010
099-231-05	\$0.15	0.0010
099-231-06	\$0.15	0.0010
099-232-01	\$0.15	0.0010
099-232-02	\$0.15	0.0010
099-232-03	\$0.28	0.0019
099-232-04	\$0.15	0.0010
099-232-05	\$0.15	0.0010
099-232-06	\$0.15	0.0010
099-232-07	\$0.15	0.0010
099-232-09	\$0.15	0.0010
099-232-10	\$0.15	0.0010
099-232-11	\$0.28	0.0019
099-232-12	\$0.15	0.0010
099-232-13	\$0.15	0.0010
099-233-01	\$0.28	0.0019
099-251-01	\$736.86	4.9547
099-261-01	\$249.94	1.6806
099-261-02	\$238.20	1.6017
099-271-01	\$0.15	0.0010
099-271-02	\$0.15	0.0010
099-271-03	\$0.28	0.0019
099-271-04	\$0.15	0.0010
099-271-05	\$0.15	0.0010
104-021-02	\$94.38	0.6346
104-021-03	\$1.70	0.0114
104-071-01	\$6.37	0.0428
104-081-01	\$8.06	0.0542
105-011-25	\$918.73	6.1776
105-021-08	\$61.72	0.4150
105-031-04	\$497.36	3.3443
105-031-06	\$173.62	1.1674
105-031-10	\$294.39	1.9795
105-031-12	\$255.81	1.7201
105-031-14	\$33.70	0.2266
105-031-15	\$294.39	1.9795
105-031-17	\$161.87	1.0884
105-031-19	\$156.01	1.0490
105-031-25	\$150.13	1.0095
105-031-26	\$150.13	1.0095
105-031-27	\$33.70	0.2266
105-031-31	\$273.42	1.8385
105-031-32	\$341.36	2.2953
105-031-34	\$33.70	0.2266
105-031-38	\$411.82	2.7691
105-031-40	\$156.01	1.0490
105-031-41	\$33.70	0.2266
105-031-43	\$161.87	1.0884
105-031-44	\$156.01	1.0490

**CSA 48 Proposed Benefit
Assessment Rates for FY 2020-21**

Parcel	Assessment	Effective SFE
105-031-45	\$33.70	0.2266
105-031-46	\$33.70	0.2266
105-031-47	\$306.13	2.0584
105-031-48	\$150.13	1.0095
105-031-49	\$226.46	1.5227
105-031-50	\$33.70	0.2266
105-031-51	\$156.01	1.0490
105-031-52	\$232.33	1.5622
105-031-53	\$33.70	0.2266
105-031-54	\$197.10	1.3253
105-031-55	\$33.70	0.2266
105-041-01	\$491.49	3.3048
105-041-02	\$326.26	2.1938
105-041-14	\$434.22	2.9197
105-041-16	\$173.62	1.1674
105-041-24	\$150.13	1.0095
105-041-26	\$185.36	1.2464
105-041-36	\$226.46	1.5227
105-041-38	\$33.70	0.2266
105-041-40	\$167.74	1.1279
105-041-42	\$288.52	1.9400
105-041-43	\$0.00	0.0000
105-041-44	\$0.00	0.0000
105-041-46	\$144.99	0.9749
105-041-47	\$185.36	1.2464
105-041-63	\$446.04	2.9992
105-041-64	\$0.28	0.0019
105-041-65	\$144.54	0.9719
105-041-66	\$145.70	0.9797
105-041-67	\$148.44	0.9981
105-041-68	\$150.13	1.0095
105-041-69	\$156.01	1.0490
105-051-02	\$33.70	0.2266
105-051-16	\$370.71	2.4927
105-051-17	\$1.59	0.0107
105-051-28	\$167.74	1.1279
105-051-41	\$208.85	1.4043
105-051-47	\$156.01	1.0490
105-051-48	\$161.87	1.0884
105-051-49	\$17.61	0.1184
105-051-50	\$99.81	0.6711
105-061-02	\$33.00	0.2219
105-061-04	\$33.00	0.2219
105-061-06	\$33.00	0.2219
105-061-07	\$0.00	0.0000
105-061-08	\$0.00	0.0000
105-061-09	\$0.15	0.0010
105-061-16	\$33.00	0.2219
105-061-18	\$141.28	0.9500
105-061-25	\$0.00	0.0000

**CSA 48 Proposed Benefit
Assessment Rates for FY 2020-21**

Parcel	Assessment	Effective SFE
105-061-26	\$141.28	0.9500
105-061-37	\$33.00	0.2219
105-061-43	\$33.00	0.2219
105-061-44	\$33.00	0.2219
105-061-46	\$0.00	0.0000
105-061-47	\$0.00	0.0000
105-061-48	\$0.00	0.0000
105-061-49	\$0.00	0.0000
105-061-50	\$33.00	0.2219
105-061-52	\$141.28	0.9500
105-061-54	\$141.28	0.9500
105-061-60	\$141.28	0.9500
105-061-61	\$0.00	0.0000
105-061-62	\$141.28	0.9500
105-061-63	\$141.28	0.9500
105-061-64	\$0.00	0.0000
105-061-65	\$0.00	0.0000
105-061-66	\$33.00	0.2219
105-061-68	\$0.00	0.0000
105-061-69	\$33.00	0.2219
105-061-70	\$33.00	0.2219
105-061-72	\$141.28	0.9500
105-061-74	\$0.00	0.0000
105-061-75	\$0.00	0.0000
105-061-76	\$0.00	0.0000
105-061-77	\$141.28	0.9500
105-061-78	\$141.28	0.9500
105-061-79	\$141.28	0.9500
105-061-80	\$141.28	0.9500
105-071-01	\$141.28	0.9500
105-071-05	\$33.00	0.2219
105-071-09	\$141.28	0.9500
105-071-10	\$141.28	0.9500
105-071-17	\$141.28	0.9500
105-071-18	\$0.00	0.0000
105-071-23	\$0.00	0.0000
105-071-24	\$0.00	0.0000
105-071-26	\$141.28	0.9500
105-071-29	\$141.28	0.9500
105-071-30	\$141.28	0.9500
105-071-35	\$141.28	0.9500
105-071-36	\$271.21	1.8236
105-071-38	\$141.28	0.9500
105-071-40	\$0.00	0.0000
105-071-46	\$141.28	0.9500
105-071-50	\$141.28	0.9500
105-071-52	\$141.28	0.9500
105-071-53	\$141.28	0.9500
105-071-54	\$141.28	0.9500
105-071-56	\$0.00	0.0000

**CSA 48 Proposed Benefit
Assessment Rates for FY 2020-21**

ADDITIONAL MATERIALS #12.a

Appendix C

Parcel	Assessment	Effective SFE
105-071-57	\$0.00	0.0000
105-071-58	\$0.15	0.0010
105-071-61	\$0.00	0.0000
105-071-63	\$141.28	0.9500
105-071-64	\$141.28	0.9500
105-071-65	\$33.00	0.2219
105-071-66	\$33.00	0.2219
105-071-67	\$33.00	0.2219
105-071-68	\$141.28	0.9500
105-071-71	\$141.28	0.9500
105-071-72	\$141.28	0.9500
105-081-04	\$141.28	0.9500
105-081-08	\$33.00	0.2219
105-081-09	\$33.00	0.2219
105-081-12	\$141.28	0.9500
105-081-13	\$33.00	0.2219
105-081-14	\$0.00	0.0000
105-081-15	\$33.00	0.2219
105-081-16	\$0.00	0.0000
105-081-17	\$33.00	0.2219
105-081-20	\$0.00	0.0000
105-081-22	\$33.00	0.2219
105-081-24	\$33.00	0.2219
105-081-26	\$141.28	0.9500
105-081-27	\$33.00	0.2219
105-081-31	\$0.00	0.0000
105-081-32	\$0.00	0.0000
105-081-33	\$0.00	0.0000
105-081-34	\$0.00	0.0000
105-081-35	\$33.00	0.2219
105-081-36	\$0.00	0.0000
105-081-37	\$33.00	0.2219
105-081-38	\$0.15	0.0010
105-081-39	\$0.00	0.0000
105-081-41	\$0.00	0.0000
105-081-42	\$0.00	0.0000
105-081-43	\$33.00	0.2219
105-081-46	\$0.00	0.0000
105-081-47	\$0.00	0.0000
105-081-49	\$141.28	0.9500
105-081-50	\$141.28	0.9500
105-081-54	\$33.00	0.2219
105-081-56	\$141.28	0.9500
105-081-59	\$33.00	0.2219
105-081-61	\$141.28	0.9500
105-081-63	\$0.00	0.0000
105-081-64	\$0.00	0.0000
105-081-66	\$0.00	0.0000
105-081-67	\$282.57	1.9000
105-081-68	\$141.28	0.9500

**CSA 48 Proposed Benefit
Assessment Rates for FY 2020-21**

Parcel	Assessment	Effective SFE
105-081-69	\$0.00	0.0000
105-081-70	\$141.28	0.9500
105-081-71	\$141.28	0.9500
105-081-72	\$141.28	0.9500
105-081-73	\$276.89	1.8618
105-081-74	\$141.28	0.9500
105-091-02	\$33.00	0.2219
105-091-03	\$33.00	0.2219
105-091-06	\$0.00	0.0000
105-091-08	\$33.00	0.2219
105-091-09	\$33.00	0.2219
105-091-10	\$0.00	0.0000
105-091-11	\$0.00	0.0000
105-091-12	\$0.00	0.0000
105-091-22	\$141.28	0.9500
105-091-23	\$33.00	0.2219
105-091-25	\$33.00	0.2219
105-091-27	\$141.28	0.9500
105-091-28	\$33.00	0.2219
105-091-31	\$33.00	0.2219
105-091-33	\$0.00	0.0000
105-091-35	\$141.28	0.9500
105-091-36	\$141.28	0.9500
105-091-38	\$141.28	0.9500
105-091-39	\$141.28	0.9500
105-091-40	\$141.28	0.9500
105-091-41	\$141.28	0.9500
105-091-43	\$141.28	0.9500
105-091-44	\$141.28	0.9500
105-091-45	\$141.28	0.9500
105-091-46	\$141.28	0.9500
105-091-49	\$33.00	0.2219
105-091-50	\$0.00	0.0000
105-091-51	\$0.00	0.0000
105-091-52	\$141.28	0.9500
105-091-53	\$141.28	0.9500
105-091-55	\$141.28	0.9500
105-101-37	\$33.70	0.2266
105-101-38	\$33.70	0.2266
105-101-39	\$33.70	0.2266
105-101-43	\$144.26	0.9700
105-101-44	\$144.26	0.9700
105-101-45	\$33.70	0.2266
105-101-46	\$0.00	0.0000
105-101-47	\$0.00	0.0000
105-101-48	\$144.26	0.9700
105-101-49	\$144.26	0.9700
105-101-50	\$144.26	0.9700
105-101-69	\$0.00	0.0000
105-101-70	\$33.70	0.2266

**CSA 48 Proposed Benefit
Assessment Rates for FY 2020-21**

Parcel	Assessment	Effective SFE
105-101-76	\$144.26	0.9700
105-101-79	\$150.13	1.0095
105-102-01	\$144.26	0.9700
105-102-02	\$0.00	0.0000
105-102-03	\$0.00	0.0000
105-102-05	\$33.70	0.2266
105-102-06	\$33.70	0.2266
105-102-07	\$0.00	0.0000
105-102-10	\$0.00	0.0000
105-102-15	\$144.26	0.9700
105-102-16	\$144.26	0.9700
105-102-17	\$144.26	0.9700
105-111-17	\$33.70	0.2266
105-111-20	\$187.28	1.2593
105-111-24	\$147.04	0.9887
105-111-25	\$33.00	0.2219
105-111-29	\$208.85	1.4043
105-111-30	\$208.85	1.4043
105-111-34	\$33.00	0.2219
105-111-35	\$147.04	0.9887
105-111-36	\$325.30	2.1873
105-111-37	\$167.74	1.1279
105-111-38	\$156.01	1.0490
105-111-39	\$261.69	1.7596
105-111-40	\$414.33	2.7860
105-121-04	\$34.74	0.2336
105-121-18	\$166.88	1.1221
105-121-22	\$203.20	1.3663
105-121-35	\$160.83	1.0814
105-121-36	\$10.86	0.0730
105-121-37	\$209.25	1.4070
105-121-38	\$209.25	1.4070
105-121-39	\$166.12	1.1170
105-121-40	\$154.97	1.0420
105-131-04	\$34.74	0.2336
105-131-19	\$34.74	0.2336
105-131-20	\$241.13	1.6214
105-131-21	\$166.88	1.1221
105-131-22	\$34.74	0.2336
105-131-23	\$38.91	0.2616
105-131-26	\$303.49	2.0407
105-131-40	\$148.72	1.0000
105-131-41	\$34.74	0.2336
105-131-42	\$36.48	0.2453
105-131-43	\$166.88	1.1221
105-131-44	\$166.88	1.1221
105-131-45	\$185.04	1.2442
105-131-46	\$178.98	1.2035
105-131-47	\$191.09	1.2849
105-131-48	\$245.57	1.6512

**CSA 48 Proposed Benefit
Assessment Rates for FY 2020-21**

Parcel	Assessment	Effective SFE
105-131-49	\$178.98	1.2035
105-131-50	\$178.98	1.2035
105-131-51	\$327.70	2.2035
105-141-01	\$34.74	0.2336
105-141-09	\$870.71	5.8547
105-141-11	\$166.88	1.1221
105-141-14	\$187.94	1.2637
105-141-16	\$233.46	1.5698
105-141-17	\$303.49	2.0407
105-141-18	\$203.20	1.3663
105-141-22	\$309.55	2.0814
105-141-23	\$172.93	1.1628
105-141-24	\$149.76	1.0070
105-141-25	\$200.46	1.3479
105-141-26	\$220.80	1.4847
105-141-27	\$149.91	1.0080
105-141-28	\$34.74	0.2336
105-141-29	\$34.74	0.2336
105-141-30	\$160.83	1.0814
105-141-31	\$34.74	0.2336
105-141-32	\$369.51	2.4846
105-141-35	\$168.87	1.1355
105-141-36	\$232.42	1.5628
105-141-37	\$172.93	1.1628
105-141-40	\$175.22	1.1782
105-141-41	\$162.51	1.0927
105-141-42	\$172.93	1.1628
105-141-43	\$154.77	1.0407
105-151-03	\$160.83	1.0814
105-151-05	\$414.75	2.7888
105-151-06	\$180.13	1.2112
105-151-07	\$185.04	1.2442
105-151-08	\$1.04	0.0070
105-151-09	\$34.74	0.2336
105-151-10	\$295.37	1.9861
105-151-11	\$288.59	1.9405
105-151-12	\$275.03	1.8493
105-151-13	\$293.99	1.9768
105-171-05	\$6.35	0.0427
105-171-09	\$36.48	0.2453
105-171-12	\$187.94	1.2637
105-171-18	\$162.51	1.0927
105-194-49	\$168.87	1.1355
105-194-51	\$325.03	2.1855
105-211-06	\$0.16	0.0011
105-211-12	\$36.48	0.2453
105-211-13	\$166.88	1.1221
105-211-15	\$34.74	0.2336
105-211-16	\$160.83	1.0814
105-211-18	\$38.91	0.2616

**CSA 48 Proposed Benefit
Assessment Rates for FY 2020-21**

Parcel	Assessment	Effective SFE
105-221-01	\$10.56	0.0710
105-221-03	\$0.00	0.0000
105-221-04	\$29.98	0.2016
105-231-77	\$196.25	1.3196
105-231-78	\$189.13	1.2717
105-231-79	\$189.13	1.2717
105-301-02	\$33.70	0.2266
105-301-03	\$152.14	1.0230
105-301-05	\$164.63	1.1070
105-301-06	\$151.84	1.0210
105-301-07	\$33.70	0.2266
105-301-08	\$151.84	1.0210
105-321-01	\$33.70	0.2266
105-321-02	\$167.74	1.1279
105-321-03	\$33.70	0.2266
105-321-04	\$33.70	0.2266
105-321-05	\$167.74	1.1279
105-321-06	\$156.01	1.0490
105-321-07	\$294.39	1.9795
105-321-08	\$8.51	0.0572
105-331-01	\$167.74	1.1279
105-331-02	\$173.62	1.1674
105-331-05	\$150.13	1.0095
105-331-06	\$173.62	1.1674
105-331-07	\$33.70	0.2266
105-331-11	\$173.62	1.1674
105-331-12	\$144.26	0.9700
105-361-02	\$0.00	0.0000
105-361-04	\$33.70	0.2266
105-361-05	\$0.00	0.0000
105-361-12	\$33.70	0.2266
105-361-13	\$33.70	0.2266
105-361-14	\$0.00	0.0000
105-361-16	\$144.26	0.9700
105-362-01	\$141.28	0.9500
105-362-06	\$0.00	0.0000
105-362-07	\$33.00	0.2219
105-362-13	\$33.00	0.2219
105-362-27	\$0.00	0.0000
105-362-31	\$158.54	1.0660
105-362-39	\$141.28	0.9500
105-362-40	\$144.26	0.9700
105-362-41	\$144.26	0.9700
105-362-42	\$144.26	0.9700
105-362-43	\$144.26	0.9700
105-362-44	\$144.26	0.9700
105-362-45	\$144.26	0.9700
105-363-01	\$33.70	0.2266
105-363-02	\$33.70	0.2266
105-364-01	\$144.26	0.9700

**CSA 48 Proposed Benefit
Assessment Rates for FY 2020-21**

Parcel	Assessment	Effective SFE
105-364-02	\$147.04	0.9887
105-365-01	\$147.04	0.9887
105-391-08	\$33.70	0.2266
105-391-09	\$364.84	2.4532
105-391-12	\$34.74	0.2336
105-391-13	\$34.74	0.2336
105-391-20	\$173.62	1.1674
105-391-22	\$166.88	1.1221
105-391-24	\$160.83	1.0814
105-391-27	\$34.74	0.2336
105-391-28	\$172.93	1.1628
105-391-29	\$34.74	0.2336
105-391-30	\$312.00	2.0979
105-391-32	\$156.01	1.0490
105-391-33	\$167.74	1.1279
105-391-35	\$161.87	1.0884
105-391-36	\$179.49	1.2069
105-391-37	\$173.62	1.1674
105-391-38	\$203.20	1.3663
105-391-40	\$214.71	1.4437
105-391-41	\$33.70	0.2266
105-391-43	\$2.68	0.0180
105-391-44	\$166.88	1.1221
105-401-08	\$5.65	0.0380
105-401-09	\$146.65	0.9861
105-401-10	\$210.29	1.4140
105-401-11	\$248.41	1.6703
105-401-12	\$287.04	1.9301
105-401-15	\$216.19	1.4537
105-401-16	\$13.44	0.0904
105-411-03	\$33.70	0.2266
105-411-07	\$179.49	1.2069
105-411-09	\$244.06	1.6411
105-411-10	\$145.85	0.9807
105-411-12	\$335.48	2.2558
105-411-13	\$33.70	0.2266
105-411-14	\$167.74	1.1279
105-411-15	\$33.70	0.2266
105-411-16	\$33.70	0.2266
105-411-17	\$33.00	0.2219
105-411-18	\$214.71	1.4437
105-411-21	\$244.06	1.6411
105-411-22	\$220.58	1.4832
105-421-08	\$262.04	1.7620
105-421-09	\$193.04	1.2980
105-421-10	\$216.03	1.4526
105-421-11	\$3.54	0.0238
105-421-12	\$187.28	1.2593
105-421-13	\$361.55	2.4311
105-421-15	\$210.29	1.4140

**CSA 48 Proposed Benefit
Assessment Rates for FY 2020-21**

Parcel	Assessment	Effective SFE
105-421-23	\$33.00	0.2219
105-421-34	\$198.79	1.3367
105-421-35	\$142.70	0.9595
105-421-36	\$33.00	0.2219
105-421-41	\$361.55	2.4311
105-421-42	\$143.13	0.9624
105-431-05	\$345.82	2.3253
105-431-06	\$222.63	1.4970
105-431-08	\$159.50	1.0725
105-431-09	\$229.09	1.5404
105-431-11	\$37.75	0.2538
105-431-21	\$235.53	1.5837
105-431-22	\$1.74	0.0117
105-431-23	\$1.10	0.0074
105-431-24	\$184.00	1.2372
105-441-01	\$34.74	0.2336
105-441-03	\$160.83	1.0814
105-441-04	\$160.83	1.0814
105-441-05	\$160.83	1.0814
105-441-06	\$154.77	1.0407
105-441-07	\$154.77	1.0407
105-442-03	\$321.65	2.1628
105-442-04	\$191.09	1.2849
105-443-01	\$149.02	1.0020
105-443-02	\$298.03	2.0040
105-443-03	\$149.46	1.0050
105-451-01	\$33.70	0.2266
105-451-02	\$150.13	1.0095
105-451-03	\$0.28	0.0019
105-451-05	\$0.28	0.0019
105-451-06	\$0.28	0.0019
105-451-07	\$0.28	0.0019
105-451-08	\$144.26	0.9700
105-451-09	\$144.26	0.9700
105-451-11	\$150.13	1.0095
105-451-12	\$150.13	1.0095
105-451-14	\$150.13	1.0095
105-451-16	\$150.13	1.0095
105-451-17	\$33.70	0.2266
105-451-18	\$17.61	0.1184
105-451-19	\$0.00	0.0000
105-461-04	\$38.91	0.2616
105-461-05	\$38.91	0.2616
105-471-01	\$197.10	1.3253
105-471-02	\$173.62	1.1674
105-471-03	\$173.62	1.1674
105-471-04	\$33.70	0.2266
105-471-05	\$33.70	0.2266
105-471-06	\$156.01	1.0490
105-471-07	\$161.87	1.0884

**CSA 48 Proposed Benefit
Assessment Rates for FY 2020-21**

ADDITIONAL MATERIALS #12.a

Appendix C

Parcel	Assessment	Effective SFE
105-471-08	\$185.36	1.2464
105-471-09	\$220.58	1.4832
105-471-10	\$291.05	1.9570
105-471-11	\$150.13	1.0095
105-471-12	\$156.01	1.0490
105-471-13	\$161.87	1.0884
105-471-14	\$156.01	1.0490
105-481-01	\$261.69	1.7596
105-481-02	\$269.78	1.8140
105-481-03	\$34.74	0.2336
105-481-04	\$172.93	1.1628
105-481-05	\$178.98	1.2035
105-481-06	\$166.88	1.1221
105-481-07	\$160.83	1.0814
105-491-01	\$203.20	1.3663
105-491-02	\$166.88	1.1221
105-491-03	\$178.98	1.2035
105-491-04	\$303.49	2.0407
105-491-05	\$185.04	1.2442
105-491-06	\$178.98	1.2035
105-491-07	\$0.00	0.0000
105-491-08	\$34.74	0.2336
105-491-09	\$221.35	1.4884
105-511-01	\$1.41	0.0095
105-511-02	\$184.00	1.2372
105-511-03	\$3.32	0.0223
105-511-04	\$196.88	1.3238
105-511-05	\$222.63	1.4970
105-511-06	\$342.23	2.3012
105-511-07	\$36.97	0.2486
105-511-08	\$36.97	0.2486
105-511-09	\$285.04	1.9166
105-511-10	\$36.97	0.2486
105-521-01	\$376.59	2.5322
105-521-02	\$33.70	0.2266
105-521-05	\$6.37	0.0428
105-521-06	\$202.97	1.3648
105-521-07	\$33.70	0.2266
106-011-02	\$5.67	0.0381
106-011-21	\$280.60	1.8868
106-011-26	\$36.97	0.2486
106-011-34	\$267.73	1.8002
106-011-35	\$274.17	1.8435
106-011-38	\$38.91	0.2616
106-011-39	\$0.00	0.0000
106-011-41	\$36.97	0.2486
106-011-42	\$36.97	0.2486
106-011-44	\$247.92	1.6670
106-011-46	\$36.97	0.2486
106-011-47	\$36.97	0.2486

**CSA 48 Proposed Benefit
Assessment Rates for FY 2020-21**

Parcel	Assessment	Effective SFE
106-011-48	\$36.97	0.2486
106-011-49	\$190.44	1.2805
106-011-50	\$36.97	0.2486
106-011-51	\$216.19	1.4537
106-011-52	\$36.97	0.2486
106-011-53	\$38.91	0.2616
106-011-55	\$0.00	0.0000
106-011-56	\$203.32	1.3671
106-011-57	\$36.97	0.2486
106-011-59	\$36.97	0.2486
106-011-61	\$36.97	0.2486
106-011-62	\$222.63	1.4970
106-011-63	\$209.75	1.4104
106-011-64	\$177.56	1.1939
106-011-65	\$36.97	0.2486
106-011-66	\$171.12	1.1506
106-022-04	\$21.82	0.1467
106-022-06	\$214.17	1.4401
106-022-07	\$37.75	0.2538
106-022-08	\$37.75	0.2538
106-022-09	\$37.75	0.2538
106-022-10	\$1.13	0.0076
106-022-11	\$2.42	0.0163
106-022-12	\$12.12	0.0815
106-022-13	\$1.13	0.0076
106-022-15	\$0.43	0.0029
106-022-16	\$6.47	0.0435
106-022-17	\$1.62	0.0109
106-031-06	\$33.70	0.2266
106-031-08	\$33.70	0.2266
106-031-13	\$150.13	1.0095
106-031-14	\$0.00	0.0000
106-031-15	\$144.26	0.9700
106-031-16	\$156.01	1.0490
106-041-02	\$144.26	0.9700
106-041-03	\$33.70	0.2266
106-041-07	\$144.26	0.9700
106-041-08	\$144.26	0.9700
106-041-09	\$33.70	0.2266
106-041-11	\$144.26	0.9700
106-041-12	\$33.70	0.2266
106-041-13	\$33.70	0.2266
106-041-14	\$144.26	0.9700
106-041-15	\$0.15	0.0010
106-041-16	\$33.70	0.2266
106-041-17	\$144.26	0.9700
106-041-18	\$156.01	1.0490
106-041-19	\$33.70	0.2266
106-041-20	\$150.13	1.0095
106-041-22	\$33.70	0.2266

**CSA 48 Proposed Benefit
Assessment Rates for FY 2020-21**

Parcel	Assessment	Effective SFE
106-041-23	\$33.70	0.2266
106-041-24	\$144.26	0.9700
106-041-26	\$144.26	0.9700
106-041-27	\$33.70	0.2266
106-041-28	\$33.70	0.2266
106-041-29	\$33.70	0.2266
106-041-36	\$33.70	0.2266
106-041-37	\$282.72	1.9010
106-041-38	\$33.70	0.2266
106-051-02	\$34.74	0.2336
106-051-03	\$34.74	0.2336
106-051-04	\$148.72	1.0000
106-051-05	\$0.15	0.0010
106-051-06	\$148.72	1.0000
106-051-07	\$0.30	0.0020
106-051-08	\$0.00	0.0000
106-051-13	\$0.00	0.0000
106-051-14	\$0.15	0.0010
106-051-15	\$34.71	0.2334
106-061-01	\$34.74	0.2336
106-061-02	\$154.77	1.0407
106-061-03	\$34.74	0.2336
106-061-04	\$148.72	1.0000
106-061-06	\$0.00	0.0000
106-061-07	\$0.00	0.0000
106-061-08	\$34.74	0.2336
106-061-09	\$0.15	0.0010
106-061-11	\$0.00	0.0000
106-061-12	\$148.72	1.0000
106-061-13	\$34.74	0.2336
106-061-14	\$34.74	0.2336
106-061-17	\$0.15	0.0010
106-061-20	\$34.74	0.2336
106-061-21	\$148.72	1.0000
106-071-01	\$154.77	1.0407
106-071-03	\$34.74	0.2336
106-071-04	\$34.74	0.2336
106-071-05	\$0.00	0.0000
106-071-08	\$160.83	1.0814
106-071-09	\$327.70	2.2035
106-071-10	\$148.72	1.0000
106-071-11	\$154.77	1.0407
106-071-12	\$185.04	1.2442
106-081-01	\$1,356.53	9.1214
106-081-05	\$148.72	1.0000
106-081-07	\$251.62	1.6919
106-081-11	\$9.22	0.0620
106-081-17	\$34.74	0.2336
106-081-18	\$34.74	0.2336
106-081-20	\$185.04	1.2442

**CSA 48 Proposed Benefit
Assessment Rates for FY 2020-21**

Parcel	Assessment	Effective SFE
106-081-21	\$153.93	1.0350
106-081-22	\$166.88	1.1221
106-081-24	\$2,034.80	13.6821
106-081-25	\$34.74	0.2336
106-081-26	\$34.74	0.2336
106-091-03	\$33.70	0.2266
106-091-05	\$0.83	0.0056
106-091-06	\$203.20	1.3663
106-091-07	\$166.88	1.1221
106-091-10	\$38.91	0.2616
106-091-11	\$160.83	1.0814
106-101-01	\$306.36	2.0600
106-101-02	\$280.60	1.8868
106-101-05	\$36.97	0.2486
106-101-06	\$312.80	2.1033
106-101-11	\$36.97	0.2486
106-101-13	\$36.97	0.2486
106-101-14	\$36.97	0.2486
106-101-15	\$36.97	0.2486
106-101-16	\$36.97	0.2486
106-101-17	\$196.88	1.3238
106-101-18	\$3.32	0.0223
106-101-20	\$36.97	0.2486
106-101-21	\$36.97	0.2486
106-101-22	\$190.44	1.2805
106-101-23	\$36.97	0.2486
106-101-25	\$36.97	0.2486
106-101-26	\$36.97	0.2486
106-101-28	\$2.53	0.0170
106-101-30	\$36.97	0.2486
106-101-32	\$216.19	1.4537
106-101-33	\$36.97	0.2486
106-101-34	\$36.97	0.2486
106-101-35	\$184.00	1.2372
106-101-36	\$184.00	1.2372
106-101-37	\$36.97	0.2486
106-101-38	\$36.97	0.2486
106-101-39	\$36.97	0.2486
106-101-40	\$36.97	0.2486
106-101-42	\$36.97	0.2486
106-101-43	\$36.97	0.2486
106-101-44	\$274.17	1.8435
106-101-45	\$254.85	1.7136
106-111-01	\$0.00	0.0000
106-111-02	\$0.00	0.0000
106-111-03	\$36.97	0.2486
106-121-02	\$2.05	0.0138
106-121-09	\$0.48	0.0032
106-121-35	\$36.97	0.2486
106-121-36	\$267.73	1.8002

**CSA 48 Proposed Benefit
Assessment Rates for FY 2020-21**

Parcel	Assessment	Effective SFE
106-121-41	\$90.20	0.6065
106-121-44	\$13.13	0.0883
106-121-46	\$0.64	0.0043
106-131-01	\$33.70	0.2266
106-131-05	\$593.66	3.9918
106-131-06	\$170.22	1.1446
106-131-07	\$647.90	4.3565
106-131-13	\$365.29	2.4562
106-131-14	\$180.13	1.2112
106-131-15	\$38.91	0.2616
106-131-44	\$276.92	1.8620
106-131-45	\$530.81	3.5692
106-131-46	\$276.92	1.8620
106-131-47	\$36.48	0.2453
106-131-49	\$66.46	0.4469
106-141-01	\$297.44	2.0000
106-141-02	\$175.22	1.1782
106-141-03	\$0.16	0.0011
106-141-05	\$148.73	1.0001
106-141-07	\$247.05	1.6612
106-141-08	\$156.16	1.0500
106-141-14	\$37.75	0.2538
106-141-15	\$3.61	0.0243
106-141-18	\$150.13	1.0095
106-141-19	\$150.76	1.0137
106-141-22	\$167.74	1.1279
106-141-26	\$238.20	1.6017
106-141-28	\$200.64	1.3491
106-141-29	\$168.20	1.1310
106-141-32	\$240.48	1.6170
106-141-34	\$3.57	0.0240
106-141-37	\$208.85	1.4043
106-141-38	\$146.13	0.9826
106-141-41	\$202.97	1.3648
106-141-42	\$240.48	1.6170
106-141-43	\$1.44	0.0097
106-151-02	\$34.74	0.2336
106-151-04	\$148.72	1.0000
106-151-05	\$34.74	0.2336
106-151-06	\$160.83	1.0814
106-151-08	\$181.39	1.2197
106-151-10	\$372.68	2.5059
106-151-13	\$34.74	0.2336
106-151-16	\$387.37	2.6047
106-151-17	\$234.35	1.5758
106-151-18	\$169.90	1.1424
106-151-20	\$160.83	1.0814
106-151-21	\$38.91	0.2616
106-151-22	\$203.20	1.3663
106-151-24	\$191.09	1.2849

**CSA 48 Proposed Benefit
Assessment Rates for FY 2020-21**

ADDITIONAL MATERIALS #12.a

Appendix C

Parcel	Assessment	Effective SFE
106-151-25	\$322.48	2.1684
106-151-26	\$34.74	0.2336
106-151-27	\$180.13	1.2112
106-151-28	\$34.74	0.2336
106-151-29	\$34.74	0.2336
106-151-30	\$38.91	0.2616
106-151-31	\$215.30	1.4477
106-151-32	\$34.74	0.2336
106-151-33	\$34.74	0.2336
106-151-34	\$151.25	1.0170
106-151-35	\$34.74	0.2336
106-151-36	\$281.81	1.8949
106-151-37	\$34.74	0.2336
106-151-38	\$221.35	1.4884
106-151-39	\$257.67	1.7326
106-151-40	\$38.91	0.2616
106-161-01	\$191.33	1.2865
106-161-03	\$5.06	0.0340
106-161-04	\$13.30	0.0894
106-171-02	\$168.34	1.1319
106-171-03	\$325.03	2.1855
106-171-04	\$162.51	1.0927
106-171-07	\$1.73	0.0116
106-171-08	\$0.00	0.0000
106-171-09	\$37.75	0.2538
106-171-10	\$0.86	0.0058
106-171-12	\$158.51	1.0658
106-171-13	\$158.51	1.0658
106-171-14	\$15.35	0.1032
106-181-03	\$802.43	5.3956
106-181-04	\$34.74	0.2336
106-181-07	\$34.74	0.2336
106-181-08	\$14.16	0.0952
106-181-09	\$641.12	4.3109
106-191-02	\$36.48	0.2453
106-191-03	\$219.72	1.4774
106-191-04	\$171.06	1.1502
106-191-05	\$33.00	0.2219
106-191-08	\$219.72	1.4774
106-191-12	\$428.73	2.8828
106-191-13	\$647.71	4.3552
106-201-31	\$11.62	0.0781
106-251-01	\$3.39	0.0228
106-251-04	\$3.67	0.0247
106-251-05	\$36.97	0.2486
106-251-07	\$3.82	0.0257
106-251-14	\$187.28	1.2593
106-251-15	\$33.00	0.2219
106-251-33	\$33.70	0.2266
106-251-34	\$33.70	0.2266

**CSA 48 Proposed Benefit
Assessment Rates for FY 2020-21**

Parcel	Assessment	Effective SFE
106-251-35	\$33.70	0.2266
106-261-02	\$38.91	0.2616
106-261-03	\$7.88	0.0530
106-261-04	\$9.67	0.0650
106-291-01	\$25.82	0.1736
106-291-02	\$1.93	0.0130
106-291-04	\$36.97	0.2486
106-291-11	\$36.97	0.2486
106-291-15	\$38.91	0.2616
106-291-16	\$12.12	0.0815
106-291-21	\$37.75	0.2538
106-291-22	\$37.75	0.2538
106-291-23	\$38.91	0.2616
106-291-24	\$38.91	0.2616
106-291-25	\$227.59	1.5303
106-291-26	\$38.91	0.2616
106-291-27	\$37.75	0.2538
106-291-30	\$37.75	0.2538
106-291-31	\$36.97	0.2486
106-291-32	\$36.97	0.2486
106-291-33	\$37.75	0.2538
106-291-34	\$37.75	0.2538
106-291-35	\$37.75	0.2538
106-291-36	\$37.75	0.2538
106-301-04	\$33.70	0.2266
106-301-05	\$33.70	0.2266
106-301-06	\$33.70	0.2266
106-301-08	\$34.74	0.2336
106-301-09	\$34.74	0.2336
106-301-10	\$33.70	0.2266
106-301-11	\$156.01	1.0490
106-301-12	\$156.01	1.0490
106-301-13	\$144.26	0.9700
106-301-14	\$150.13	1.0095
106-301-16	\$33.70	0.2266
106-301-19	\$33.70	0.2266
106-301-20	\$144.26	0.9700
106-301-21	\$144.26	0.9700
106-301-22	\$33.70	0.2266
106-311-01	\$34.74	0.2336
106-311-03	\$34.74	0.2336
106-311-04	\$200.46	1.3479
106-311-06	\$38.91	0.2616
106-311-07	\$38.91	0.2616
106-311-09	\$38.91	0.2616
106-311-11	\$166.88	1.1221
106-311-12	\$0.59	0.0040
106-311-13	\$34.74	0.2336
106-311-14	\$181.72	1.2219
106-311-16	\$38.91	0.2616

**CSA 48 Proposed Benefit
Assessment Rates for FY 2020-21**

Parcel	Assessment	Effective SFE
106-331-01	\$37.75	0.2538
106-331-02	\$233.91	1.5728
106-331-06	\$1.78	0.0120
106-331-07	\$37.75	0.2538
106-331-08	\$37.75	0.2538
106-331-11	\$227.33	1.5286
106-331-12	\$37.75	0.2538
106-331-13	\$227.33	1.5286
106-331-14	\$227.33	1.5286
106-331-15	\$37.75	0.2538
106-331-16	\$37.75	0.2538
106-331-17	\$0.73	0.0049
106-331-21	\$33.70	0.2266
106-331-22	\$0.97	0.0065
106-331-23	\$37.75	0.2538
106-331-24	\$1.78	0.0120
106-331-25	\$5.98	0.0402
106-331-26	\$681.06	4.5795
106-341-03	\$254.85	1.7136
106-341-04	\$36.97	0.2486
106-341-05	\$241.97	1.6270
106-341-06	\$235.53	1.5837
106-341-07	\$36.97	0.2486
106-341-09	\$36.97	0.2486
106-341-10	\$229.09	1.5404
106-341-11	\$235.53	1.5837
106-341-12	\$36.97	0.2486
106-341-13	\$36.97	0.2486
106-341-15	\$37.75	0.2538
106-341-16	\$37.75	0.2538
106-341-17	\$37.75	0.2538
106-341-18	\$36.97	0.2486
106-341-19	\$36.97	0.2486
106-341-20	\$36.97	0.2486
106-351-03	\$2.10	0.0141
106-351-04	\$33.70	0.2266
106-351-05	\$33.70	0.2266
106-351-06	\$33.70	0.2266
106-351-08	\$33.70	0.2266
106-351-09	\$0.58	0.0039
106-351-10	\$0.58	0.0039
106-351-11	\$0.86	0.0058
106-351-12	\$1.29	0.0087
106-351-15	\$0.97	0.0065
106-351-16	\$156.01	1.0490
106-351-17	\$161.87	1.0884
106-351-18	\$156.01	1.0490
106-361-03	\$150.13	1.0095
106-361-04	\$150.13	1.0095
106-361-06	\$167.74	1.1279

**CSA 48 Proposed Benefit
Assessment Rates for FY 2020-21**

Parcel	Assessment	Effective SFE
106-361-07	\$0.00	0.0000
106-361-08	\$173.62	1.1674
106-361-09	\$202.97	1.3648
106-361-10	\$191.22	1.2858
106-361-11	\$33.70	0.2266
106-361-12	\$33.70	0.2266
106-361-15	\$144.26	0.9700
106-361-17	\$33.70	0.2266
106-361-18	\$0.00	0.0000
106-361-20	\$167.74	1.1279
106-371-01	\$0.00	0.0000
106-371-02	\$36.97	0.2486
106-371-04	\$158.24	1.0640
106-371-05	\$23.90	0.1607
106-371-06	\$33.70	0.2266
106-381-02	\$36.97	0.2486
106-381-03	\$36.97	0.2486
106-381-12	\$36.97	0.2486
106-381-13	\$36.97	0.2486
106-401-01	\$0.00	0.0000
106-401-02	\$34.74	0.2336
106-411-01	\$36.97	0.2486
106-411-02	\$847.35	5.6976
106-411-03	\$448.05	3.0127
106-451-01	\$87.25	0.5867
106-451-02	\$13.68	0.0920
106-461-01	\$25.31	0.1702
106-461-02	\$11.23	0.0755
106-471-06	\$0.16	0.0011
106-471-09	\$0.62	0.0042
106-471-10	\$175.22	1.1782
106-471-11	\$2.97	0.0200
106-471-12	\$0.48	0.0032
106-471-13	\$36.48	0.2453
106-471-14	\$1.10	0.0074
106-471-15	\$5.31	0.0357
106-471-16	\$1.19	0.0080
106-471-17	\$2.81	0.0189
106-471-18	\$1.64	0.0110
106-471-19	\$1.10	0.0074
106-491-01	\$33.00	0.2219
106-491-02	\$33.00	0.2219
106-491-06	\$33.00	0.2219
106-491-07	\$36.97	0.2486
106-491-08	\$196.88	1.3238
106-491-09	\$33.00	0.2219
106-491-10	\$147.04	0.9887
106-491-11	\$33.00	0.2219
106-491-12	\$33.00	0.2219
106-491-16	\$33.00	0.2219

**CSA 48 Proposed Benefit
Assessment Rates for FY 2020-21**

Parcel	Assessment	Effective SFE
106-491-17	\$28.75	0.1933
106-501-01	\$4.76	0.0320
106-501-02	\$3.42	0.0230
106-501-03	\$4.49	0.0302
106-521-01	\$36.97	0.2486
106-521-02	\$36.97	0.2486
106-521-03	\$36.97	0.2486
106-521-04	\$500.47	3.3652
106-521-05	\$36.97	0.2486
106-521-06	\$36.97	0.2486
106-521-07	\$885.98	5.9574
106-521-08	\$36.97	0.2486
106-521-09	\$37.75	0.2538
106-521-10	\$37.75	0.2538
106-521-11	\$37.75	0.2538
106-521-12	\$37.75	0.2538
106-521-13	\$37.75	0.2538
106-521-14	\$36.97	0.2486
106-521-15	\$36.97	0.2486
106-521-16	\$36.97	0.2486
107-011-03	\$382.23	2.5701
107-011-04	\$283.27	1.9047
107-011-07	\$52.83	0.3552
107-021-09	\$238.78	1.6056
107-021-10	\$187.94	1.2637
107-021-11	\$175.22	1.1782
107-021-13	\$162.51	1.0927
107-021-15	\$156.16	1.0500
107-021-16	\$175.22	1.1782
107-021-17	\$156.16	1.0500
107-021-19	\$36.48	0.2453
107-021-33	\$181.57	1.2209
107-021-55	\$174.12	1.1708
107-021-64	\$334.11	2.2466
107-031-01	\$12.76	0.0858
107-031-04	\$233.67	1.5712
107-031-05	\$217.61	1.4632
107-031-06	\$40.85	0.2747
107-031-07	\$253.20	1.7025
107-031-08	\$253.20	1.7025
107-031-09	\$253.20	1.7025
107-031-10	\$175.59	1.1807
107-031-11	\$0.88	0.0059
107-031-12	\$203.37	1.3675
107-031-13	\$176.11	1.1842
107-031-14	\$176.11	1.1842
107-031-17	\$203.40	1.3677
107-041-02	\$698.75	4.6984
107-051-04	\$36.48	0.2453
107-051-08	\$712.18	4.7887

**CSA 48 Proposed Benefit
Assessment Rates for FY 2020-21**

ADDITIONAL MATERIALS #12.a

Appendix C

Parcel	Assessment	Effective SFE
107-051-17	\$175.22	1.1782
107-051-27	\$168.87	1.1355
107-051-28	\$36.48	0.2453
107-051-29	\$0.00	0.0000
107-051-30	\$0.00	0.0000
107-051-32	\$5.93	0.0399
107-051-33	\$207.00	1.3919
107-052-01	\$162.51	1.0927
107-052-02	\$194.29	1.3064
107-052-03	\$156.78	1.0542
107-052-04	\$1.56	0.0105
107-052-05	\$36.48	0.2453
107-052-06	\$0.94	0.0063
107-052-07	\$0.94	0.0063
107-052-08	\$364.50	2.4509
107-052-09	\$36.48	0.2453
107-052-10	\$162.51	1.0927
107-061-01	\$38.91	0.2616
107-061-14	\$182.02	1.2239
107-061-15	\$5.25	0.0353
107-061-17	\$288.78	1.9418
107-061-18	\$40.85	0.2747
107-061-19	\$260.32	1.7504
107-061-20	\$196.25	1.3196
107-061-22	\$203.37	1.3675
107-081-01	\$12.80	0.0861
107-081-02	\$162.51	1.0927
107-081-08	\$251.49	1.6910
107-081-10	\$36.48	0.2453
107-081-11	\$2.35	0.0158
107-081-12	\$159.76	1.0742
107-081-13	\$219.72	1.4774
107-081-16	\$168.87	1.1355
107-081-17	\$175.22	1.1782
107-081-18	\$276.92	1.8620
107-081-20	\$3.12	0.0210
107-081-22	\$159.13	1.0700
107-081-23	\$159.13	1.0700
107-081-26	\$181.19	1.2183
107-081-28	\$180.49	1.2136
107-092-07	\$39.95	0.2686
107-092-09	\$40.85	0.2747
107-092-10	\$254.56	1.7117
107-092-11	\$39.95	0.2686
107-092-14	\$156.16	1.0500
107-092-15	\$36.48	0.2453
107-092-16	\$312.31	2.1000
107-092-17	\$168.87	1.1355
107-092-19	\$36.48	0.2453
107-092-30	\$350.44	2.3564

**CSA 48 Proposed Benefit
Assessment Rates for FY 2020-21**

ADDITIONAL MATERIALS #12.a

Appendix C

Parcel	Assessment	Effective SFE
107-092-35	\$207.00	1.3919
107-092-36	\$168.87	1.1355
107-092-42	\$156.16	1.0500
107-092-45	\$168.87	1.1355
107-092-46	\$36.48	0.2453
107-092-47	\$257.85	1.7338
107-092-48	\$194.29	1.3064
107-101-04	\$156.16	1.0500
107-101-06	\$156.16	1.0500
107-101-07	\$299.76	2.0156
107-101-09	\$207.00	1.3919
107-101-13	\$494.40	3.3244
107-101-14	\$171.03	1.1500
107-101-16	\$36.48	0.2453
107-101-17	\$156.16	1.0500
107-101-18	\$0.16	0.0011
107-101-19	\$156.16	1.0500
107-101-20	\$203.37	1.3675
107-101-35	\$213.35	1.4346
107-101-36	\$452.51	3.0427
107-101-38	\$213.35	1.4346
107-101-45	\$5.47	0.0368
107-101-48	\$224.72	1.5110
107-101-49	\$181.57	1.2209
107-101-50	\$181.57	1.2209
107-101-51	\$181.57	1.2209
107-101-52	\$207.00	1.3919
107-101-53	\$207.00	1.3919
107-101-54	\$175.22	1.1782
107-101-55	\$181.57	1.2209
107-101-56	\$194.29	1.3064
107-101-57	\$213.35	1.4346
107-101-58	\$219.72	1.4774
107-101-59	\$260.32	1.7504
107-101-60	\$40.85	0.2747
107-101-61	\$246.07	1.6546
107-101-62	\$40.85	0.2747
107-101-63	\$156.16	1.0500
107-101-64	\$168.87	1.1355
107-101-67	\$83.54	0.5617
107-101-68	\$481.27	3.2361
107-111-10	\$283.27	1.9047
107-111-11	\$454.86	3.0585
107-111-27	\$203.37	1.3675
107-111-31	\$162.51	1.0927
107-111-32	\$82.63	0.5556
107-111-61	\$246.07	1.6546
107-111-62	\$238.96	1.6068
107-111-63	\$246.07	1.6546
107-111-70	\$231.84	1.5589

**CSA 48 Proposed Benefit
Assessment Rates for FY 2020-21**

Parcel	Assessment	Effective SFE
107-111-72	\$40.85	0.2747
107-111-73	\$203.37	1.3675
107-111-76	\$40.85	0.2747
107-111-77	\$317.26	2.1333
107-111-79	\$227.78	1.5316
107-111-80	\$936.55	6.2974
107-121-03	\$694.95	4.6729
107-121-12	\$44.75	0.3009
107-121-20	\$0.00	0.0000
107-121-25	\$44.75	0.3009
107-121-40	\$214.95	1.4453
107-121-41	\$207.14	1.3928
107-121-44	\$199.34	1.3404
107-121-45	\$191.55	1.2880
107-121-46	\$191.55	1.2880
107-121-47	\$191.55	1.2880
107-121-48	\$191.55	1.2880
107-121-49	\$199.34	1.3404
107-121-50	\$207.14	1.3928
107-121-61	\$44.75	0.3009
107-121-66	\$780.01	5.2448
107-121-67	\$317.20	2.1329
107-121-68	\$9.41	0.0633
107-131-18	\$171.03	1.1500
107-131-19	\$171.03	1.1500
107-131-26	\$171.03	1.1500
107-131-27	\$349.02	2.3468
107-131-28	\$171.03	1.1500
107-131-32	\$171.03	1.1500
107-131-33	\$171.03	1.1500
107-131-34	\$171.03	1.1500
107-131-35	\$171.03	1.1500
107-131-38	\$171.03	1.1500
107-131-39	\$171.03	1.1500
107-131-48	\$428.79	2.8832
107-151-78	\$238.32	1.6025
107-151-79	\$44.75	0.3009
107-151-85	\$238.32	1.6025
107-151-86	\$44.75	0.3009
107-162-01	\$226.41	1.5224
107-162-02	\$616.92	4.1482
107-162-03	\$177.99	1.1968
107-162-04	\$768.47	5.1672
107-162-08	\$184.95	1.2436
107-162-10	\$198.87	1.3372
107-162-12	\$124.73	0.8387
107-173-01	\$240.64	1.6181
107-173-03	\$171.03	1.1500
107-173-04	\$171.03	1.1500
107-173-05	\$171.03	1.1500

**CSA 48 Proposed Benefit
Assessment Rates for FY 2020-21**

Parcel	Assessment	Effective SFE
107-173-06	\$205.83	1.3840
107-173-08	\$171.03	1.1500
107-173-09	\$171.03	1.1500
107-173-27	\$177.99	1.1968
107-173-28	\$177.99	1.1968
107-173-38	\$0.00	0.0000
107-173-39	\$16,598.56	111.6095
107-173-39-1	\$0.00	0.0000
107-173-39-10	\$0.00	0.0000
107-173-39-12	\$0.00	0.0000
107-173-39-14	\$0.00	0.0000
107-173-39-18	\$0.00	0.0000
107-173-39-19	\$0.00	0.0000
107-173-39-24	\$0.00	0.0000
107-173-39-26	\$0.00	0.0000
107-173-39-27	\$0.00	0.0000
107-173-39-29	\$0.00	0.0000
107-173-39-3	\$0.00	0.0000
107-173-39-34	\$0.00	0.0000
107-173-39-35	\$0.00	0.0000
107-173-39-37	\$0.00	0.0000
107-173-39-4	\$0.00	0.0000
107-173-39-44	\$0.00	0.0000
107-173-39-46	\$0.00	0.0000
107-173-39-48	\$0.00	0.0000
107-173-39-49	\$0.00	0.0000
107-173-39-5	\$0.00	0.0000
107-173-39-52	\$0.00	0.0000
107-173-39-53	\$0.00	0.0000
107-173-39-54	\$0.00	0.0000
107-173-39-55	\$0.00	0.0000
107-173-39-56	\$0.00	0.0000
107-173-39-57	\$0.00	0.0000
107-173-39-59	\$0.00	0.0000
107-173-39-6	\$0.00	0.0000
107-173-39-64	\$0.00	0.0000
107-173-39-67	\$0.00	0.0000
107-173-39-7	\$0.00	0.0000
107-173-39-71	\$0.00	0.0000
107-173-39-73	\$0.00	0.0000
107-173-39-74	\$0.00	0.0000
107-173-39-77	\$0.00	0.0000
107-173-39-78	\$0.00	0.0000
107-173-39-79	\$0.00	0.0000
107-173-39-9	\$0.00	0.0000
107-173-40	\$335.19	2.2538
107-173-41	\$177.99	1.1968
107-173-43	\$177.99	1.1968
107-173-44	\$184.95	1.2436
107-173-46	\$191.91	1.2904

**CSA 48 Proposed Benefit
Assessment Rates for FY 2020-21**

ADDITIONAL MATERIALS #12.a

Appendix C

Parcel	Assessment	Effective SFE
107-173-47	\$191.91	1.2904
107-173-51	\$184.95	1.2436
107-173-52	\$39.95	0.2686
107-181-09	\$198.29	1.3333
107-181-13	\$425.50	2.8611
107-181-15	\$234.70	1.5781
107-181-16	\$234.07	1.5739
107-181-26	\$2.63	0.0177
107-181-27	\$191.91	1.2904
107-181-28	\$39.95	0.2686
107-181-29	\$39.95	0.2686
107-181-30	\$20.88	0.1404
107-181-31	\$226.41	1.5224
107-181-33	\$91.88	0.6178
107-181-35	\$171.03	1.1500
107-181-36	\$171.03	1.1500
107-181-37	\$0.00	0.0000
107-181-38	\$280.01	1.8828
107-181-39	\$218.75	1.4709
107-181-40	\$226.41	1.5224
107-181-41	\$226.41	1.5224
107-181-42	\$780.01	5.2448
107-191-01	\$171.03	1.1500
107-191-02	\$171.03	1.1500
107-191-04	\$0.00	0.0000
107-191-05	\$171.03	1.1500
107-191-06	\$171.03	1.1500
107-191-07	\$171.03	1.1500
107-191-09	\$171.03	1.1500
107-191-15	\$171.03	1.1500
107-191-17	\$171.03	1.1500
107-191-18	\$39.95	0.2686
107-191-19	\$171.03	1.1500
107-191-20	\$171.03	1.1500
107-191-21	\$171.03	1.1500
107-191-22	\$171.03	1.1500
107-191-23	\$171.03	1.1500
107-191-25	\$171.03	1.1500
107-191-27	\$342.06	2.3000
107-191-30	\$171.03	1.1500
107-191-31	\$171.03	1.1500
107-191-32	\$0.00	0.0000
107-191-33	\$177.99	1.1968
107-201-04	\$171.03	1.1500
107-201-05	\$171.03	1.1500
107-201-06	\$171.03	1.1500
107-201-08	\$171.03	1.1500
107-201-09	\$171.03	1.1500
107-201-10	\$171.03	1.1500
107-201-11	\$171.03	1.1500

**CSA 48 Proposed Benefit
Assessment Rates for FY 2020-21**

Parcel	Assessment	Effective SFE
107-201-12	\$177.99	1.1968
107-201-13	\$177.99	1.1968
107-201-16	\$171.03	1.1500
107-201-17	\$171.03	1.1500
107-201-18	\$171.03	1.1500
107-201-20	\$171.03	1.1500
107-201-23	\$171.03	1.1500
107-201-24	\$171.03	1.1500
107-201-25	\$171.03	1.1500
107-201-26	\$171.03	1.1500
107-201-27	\$171.03	1.1500
107-201-28	\$171.03	1.1500
107-201-29	\$171.03	1.1500
107-201-30	\$171.03	1.1500
107-211-01	\$342.74	2.3046
107-211-02	\$184.95	1.2436
107-211-04	\$171.03	1.1500
107-211-05	\$171.03	1.1500
107-211-06	\$171.03	1.1500
107-211-09	\$376.86	2.5340
107-211-10	\$0.00	0.0000
107-211-11	\$1,560.01	10.4896
107-211-12	\$177.99	1.1968
107-211-13	\$171.03	1.1500
107-211-15	\$171.03	1.1500
107-211-17	\$171.03	1.1500
107-211-18	\$171.03	1.1500
107-211-19	\$0.18	0.0012
107-211-20	\$171.55	1.1535
107-221-02	\$191.91	1.2904
107-221-03	\$219.75	1.4776
107-221-05	\$254.56	1.7117
107-221-11	\$219.75	1.4776
107-221-12	\$240.64	1.6181
107-221-13	\$198.87	1.3372
107-222-05	\$171.03	1.1500
107-222-06	\$83.54	0.5617
107-222-08	\$177.99	1.1968
107-222-09	\$317.20	2.1329
107-222-14	\$399.24	2.6845
107-222-17	\$203.45	1.3680
107-222-18	\$364.25	2.4492
107-222-19	\$171.03	1.1500
107-222-20	\$240.64	1.6181
107-222-21	\$171.03	1.1500
107-222-22	\$171.03	1.1500
107-222-26	\$171.03	1.1500
107-222-27	\$203.45	1.3680
107-222-28	\$520.04	3.4968
107-222-29	\$324.16	2.1797

**CSA 48 Proposed Benefit
Assessment Rates for FY 2020-21**

ADDITIONAL MATERIALS #12.a

Appendix C

Parcel	Assessment	Effective SFE
107-222-30	\$264.71	1.7799
107-222-49	\$203.45	1.3680
107-222-50	\$203.45	1.3680
107-222-51	\$191.91	1.2904
107-222-52	\$211.11	1.4195
107-222-57	\$172.40	1.1592
107-231-11	\$404.70	2.7212
107-231-12	\$173.94	1.1696
107-231-16	\$386.82	2.6010
107-231-30	\$177.99	1.1968
107-231-34	\$177.99	1.1968
107-231-35	\$177.99	1.1968
107-231-36	\$177.99	1.1968
107-231-39	\$177.99	1.1968
107-231-40	\$177.99	1.1968
107-231-42	\$177.99	1.1968
107-231-45	\$177.99	1.1968
107-231-46	\$177.99	1.1968
107-231-47	\$177.99	1.1968
107-231-49	\$0.00	0.0000
107-231-54	\$171.03	1.1500
107-231-57	\$0.00	0.0000
107-231-58	\$191.91	1.2904
107-241-04	\$177.99	1.1968
107-241-05	\$184.95	1.2436
107-241-06	\$184.95	1.2436
107-241-07	\$171.03	1.1500
107-241-09	\$177.99	1.1968
107-241-10	\$177.99	1.1968
107-241-11	\$335.26	2.2543
107-241-12	\$171.03	1.1500
107-241-16	\$171.03	1.1500
107-241-18	\$177.99	1.1968
107-241-19	\$177.99	1.1968
107-241-20	\$177.99	1.1968
107-241-21	\$177.99	1.1968
107-241-23	\$0.00	0.0000
107-241-24	\$177.99	1.1968
107-241-28	\$171.03	1.1500
107-241-29	\$39.95	0.2686
107-241-30	\$171.03	1.1500
107-241-31	\$39.95	0.2686
107-241-32	\$177.99	1.1968
107-241-33	\$177.99	1.1968
107-241-35	\$177.99	1.1968
107-241-36	\$177.99	1.1968
107-241-38	\$177.99	1.1968
107-241-41	\$198.87	1.3372
107-241-42	\$184.95	1.2436
107-241-44	\$171.03	1.1500

**CSA 48 Proposed Benefit
Assessment Rates for FY 2020-21**

ADDITIONAL MATERIALS #12.a

Appendix C

Parcel	Assessment	Effective SFE
107-241-45	\$171.03	1.1500
107-241-46	\$177.99	1.1968
107-241-47	\$171.03	1.1500
107-241-48	\$39.95	0.2686
107-241-49	\$171.03	1.1500
107-241-50	\$177.99	1.1968
107-251-04	\$191.55	1.2880
107-251-05	\$191.55	1.2880
107-251-06	\$191.55	1.2880
107-251-07	\$199.34	1.3404
107-251-08	\$199.34	1.3404
107-251-09	\$191.55	1.2880
107-251-10	\$199.34	1.3404
107-251-11	\$0.00	0.0000
107-251-12	\$199.34	1.3404
107-251-13	\$44.75	0.3009
107-251-16	\$207.14	1.3928
107-251-18	\$199.34	1.3404
107-251-19	\$199.34	1.3404
107-251-22	\$199.34	1.3404
107-251-23	\$207.14	1.3928
107-251-24	\$406.50	2.7333
107-251-25	\$184.95	1.2436
107-251-26	\$207.14	1.3928
107-251-27	\$199.34	1.3404
107-251-28	\$199.34	1.3404
107-271-01	\$171.03	1.1500
107-271-02	\$171.03	1.1500
107-271-04	\$207.14	1.3928
107-271-06	\$191.55	1.2880
107-271-07	\$199.34	1.3404
107-271-08	\$207.14	1.3928
107-271-11	\$199.34	1.3404
107-271-12	\$191.55	1.2880
107-271-13	\$207.14	1.3928
107-271-14	\$199.34	1.3404
107-281-02	\$191.55	1.2880
107-281-05	\$44.75	0.3009
107-281-07	\$191.55	1.2880
107-281-08	\$191.55	1.2880
107-281-09	\$207.14	1.3928
107-281-10	\$168.87	1.1355
107-281-12	\$199.34	1.3404
107-281-13	\$0.00	0.0000
107-281-14	\$207.14	1.3928
107-291-04	\$191.55	1.2880
107-291-05	\$199.34	1.3404
107-291-06	\$0.00	0.0000
107-291-09	\$199.34	1.3404
107-291-10	\$214.95	1.4453

**CSA 48 Proposed Benefit
Assessment Rates for FY 2020-21**

ADDITIONAL MATERIALS #12.a

Appendix C

Parcel	Assessment	Effective SFE
107-291-13	\$199.34	1.3404
107-291-14	\$207.14	1.3928
107-291-16	\$199.34	1.3404
107-291-17	\$207.14	1.3928
107-291-18	\$199.34	1.3404
107-291-19	\$199.34	1.3404
107-291-22	\$44.75	0.3009
107-291-23	\$207.14	1.3928
107-301-01	\$39.95	0.2686
107-301-04	\$375.40	2.5242
107-301-09	\$177.99	1.1968
107-301-10	\$177.99	1.1968
107-301-11	\$171.03	1.1500
107-301-12	\$199.34	1.3404
107-301-14	\$199.34	1.3404
107-301-15	\$199.34	1.3404
107-301-16	\$171.03	1.1500
107-301-17	\$177.99	1.1968
107-311-01	\$171.03	1.1500
107-311-02	\$171.03	1.1500
107-311-03	\$199.34	1.3404
107-311-04	\$375.40	2.5242
107-311-05	\$191.55	1.2880
107-311-06	\$214.95	1.4453
107-321-04	\$0.68	0.0046
107-321-05	\$1.03	0.0069
107-321-06	\$171.03	1.1500
107-321-07	\$0.00	0.0000
107-321-08	\$0.00	0.0000
107-321-11	\$171.03	1.1500
107-321-14	\$177.99	1.1968
107-321-15	\$171.03	1.1500
107-321-18	\$171.03	1.1500
107-321-19	\$191.55	1.2880
107-321-21	\$199.34	1.3404
107-321-23	\$171.03	1.1500
107-321-24	\$0.00	0.0000
107-321-26	\$171.03	1.1500
107-321-27	\$171.03	1.1500
107-331-01	\$198.87	1.3372
107-331-05	\$168.87	1.1355
107-331-06	\$234.70	1.5781
107-331-07	\$177.99	1.1968
107-331-08	\$177.99	1.1968
107-331-12	\$0.00	0.0000
107-331-14	\$177.99	1.1968
107-331-17	\$162.51	1.0927
107-331-18	\$185.75	1.2490
107-331-19	\$171.03	1.1500
107-331-20	\$177.99	1.1968

**CSA 48 Proposed Benefit
Assessment Rates for FY 2020-21**

Parcel	Assessment	Effective SFE
107-331-31	\$162.51	1.0927
107-331-32	\$184.95	1.2436
107-331-35	\$177.99	1.1968
107-331-37	\$177.99	1.1968
107-331-38	\$177.99	1.1968
107-331-41	\$0.00	0.0000
107-331-42	\$177.99	1.1968
107-331-43	\$185.75	1.2490
107-331-44	\$162.51	1.0927
107-331-45	\$177.99	1.1968
107-331-46	\$156.16	1.0500
107-341-01	\$177.99	1.1968
107-341-02	\$171.03	1.1500
107-341-03	\$171.03	1.1500
107-341-04	\$177.99	1.1968
107-341-05	\$171.03	1.1500
107-351-01	\$177.99	1.1968
107-351-02	\$171.03	1.1500
107-351-03	\$177.99	1.1968
107-351-04	\$397.74	2.6744
107-351-05	\$171.03	1.1500
107-351-06	\$171.03	1.1500
107-351-07	\$177.99	1.1968
107-351-08	\$177.99	1.1968
107-351-12	\$177.99	1.1968
107-351-17	\$177.99	1.1968
107-351-18	\$177.99	1.1968
107-351-19	\$191.91	1.2904
107-351-21	\$177.99	1.1968
107-351-23	\$199.34	1.3404
107-351-25	\$177.99	1.1968
107-351-26	\$39.95	0.2686
107-351-27	\$191.91	1.2904
107-351-28	\$171.03	1.1500
107-351-29	\$171.03	1.1500
107-351-30	\$171.03	1.1500
107-351-33	\$207.14	1.3928
107-351-34	\$177.99	1.1968
107-351-38	\$214.95	1.4453
107-351-44	\$191.55	1.2880
107-351-46	\$0.00	0.0000
107-351-47	\$13.92	0.0936
107-351-48	\$191.91	1.2904
107-351-49	\$177.99	1.1968
107-351-50	\$39.95	0.2686
107-351-51	\$199.34	1.3404
107-361-01	\$171.03	1.1500
107-361-07	\$2.91	0.0196
107-361-08	\$171.03	1.1500
107-361-09	\$2.48	0.0167

**CSA 48 Proposed Benefit
Assessment Rates for FY 2020-21**

Parcel	Assessment	Effective SFE
107-371-01	\$171.03	1.1500
107-371-02	\$335.19	2.2538
107-371-03	\$335.19	2.2538
107-371-04	\$171.03	1.1500
107-371-05	\$171.03	1.1500
107-371-06	\$171.03	1.1500
107-371-07	\$171.03	1.1500
107-371-08	\$171.03	1.1500
107-371-09	\$171.03	1.1500
107-371-17	\$177.99	1.1968
107-371-18	\$171.03	1.1500
107-371-19	\$171.03	1.1500
107-381-01	\$174.89	1.1760
107-381-02	\$196.25	1.3196
107-381-04	\$171.03	1.1500
107-381-05	\$168.87	1.1355
107-381-06	\$177.99	1.1968
107-391-01	\$36.48	0.2453
107-391-02	\$156.16	1.0500
107-391-03	\$156.16	1.0500
107-391-04	\$325.03	2.1855
107-391-05	\$175.22	1.1782
107-391-07	\$36.48	0.2453
107-391-08	\$0.00	0.0000
107-391-09	\$168.87	1.1355
107-391-10	\$36.48	0.2453
107-391-11	\$36.48	0.2453
107-401-05	\$177.99	1.1968
107-401-06	\$171.03	1.1500
107-401-07	\$39.95	0.2686
107-401-08	\$171.03	1.1500
107-401-11	\$156.16	1.0500
107-401-13	\$39.95	0.2686
107-401-14	\$39.95	0.2686
107-401-15	\$184.95	1.2436
107-401-16	\$39.95	0.2686
107-401-17	\$191.91	1.2904
107-401-19	\$171.03	1.1500
107-401-20	\$39.95	0.2686
107-401-21	\$39.95	0.2686
107-401-22	\$177.99	1.1968
107-401-23	\$0.00	0.0000
107-401-24	\$175.22	1.1782
107-401-25	\$36.48	0.2453
107-401-26	\$209.25	1.4070
107-411-02	\$36.48	0.2453
107-411-03	\$493.88	3.3209
107-411-04	\$175.22	1.1782
107-421-02	\$0.16	0.0011
107-421-03	\$36.48	0.2453

**CSA 48 Proposed Benefit
Assessment Rates for FY 2020-21**

ADDITIONAL MATERIALS #12.a

Appendix C

Parcel	Assessment	Effective SFE
107-421-04	\$156.16	1.0500
107-421-05	\$36.48	0.2453
107-421-06	\$36.48	0.2453
107-421-10	\$162.51	1.0927
107-422-03	\$156.16	1.0500
107-422-04	\$162.51	1.0927
107-422-08	\$156.16	1.0500
107-422-10	\$156.16	1.0500
107-422-11	\$156.16	1.0500
107-422-12	\$156.16	1.0500
107-422-13	\$156.16	1.0500
107-422-14	\$156.16	1.0500
107-422-19	\$162.51	1.0927
107-422-22	\$162.51	1.0927
107-422-23	\$0.00	0.0000
107-422-24	\$162.51	1.0927
107-422-25	\$156.16	1.0500
107-422-26	\$318.66	2.1427
107-431-01	\$39.95	0.2686
107-431-04	\$171.03	1.1500
107-431-05	\$171.03	1.1500
107-431-06	\$171.03	1.1500
107-431-09	\$39.95	0.2686
107-431-11	\$171.03	1.1500
107-431-12	\$171.03	1.1500
107-431-13	\$39.95	0.2686
107-431-14	\$349.02	2.3468
107-431-15	\$184.95	1.2436
107-451-02	\$189.13	1.2717
107-451-03	\$199.34	1.3404
107-451-05	\$238.32	1.6025
107-451-06	\$303.02	2.0375
107-451-07	\$40.85	0.2747
107-451-08	\$264.20	1.7765
107-451-09	\$180.84	1.2160
107-451-12	\$178.21	1.1983
107-451-13	\$0.00	0.0000
107-451-14	\$324.09	2.1792
107-451-15	\$253.92	1.7074
107-451-16	\$40.85	0.2747
107-461-02	\$0.00	0.0000
107-461-04	\$171.03	1.1500
107-461-05	\$171.03	1.1500
107-461-06	\$171.03	1.1500
107-461-09	\$171.03	1.1500
107-461-10	\$171.03	1.1500
107-461-11	\$171.03	1.1500
107-461-12	\$171.03	1.1500
107-461-13	\$171.03	1.1500
107-461-14	\$171.03	1.1500

**CSA 48 Proposed Benefit
Assessment Rates for FY 2020-21**

Parcel	Assessment	Effective SFE
107-461-15	\$171.03	1.1500
107-461-16	\$171.03	1.1500
107-461-17	\$171.03	1.1500
107-461-19	\$171.03	1.1500
107-461-20	\$171.03	1.1500
107-461-21	\$171.03	1.1500
107-461-22	\$171.03	1.1500
107-461-23	\$171.03	1.1500
107-461-26	\$44.75	0.3009
107-461-30	\$39.95	0.2686
107-461-31	\$238.32	1.6025
107-471-01	\$34.74	0.2336
107-471-02	\$168.87	1.1355
107-471-03	\$181.57	1.2209
107-471-04	\$3.91	0.0263
107-471-05	\$36.48	0.2453
107-471-09	\$162.51	1.0927
107-471-11	\$0.00	0.0000
107-471-12	\$200.64	1.3491
107-471-13	\$36.48	0.2453
107-481-01	\$39.95	0.2686
107-481-02	\$39.95	0.2686
107-481-04	\$0.00	0.0000
107-481-07	\$177.99	1.1968
107-481-08	\$44.75	0.3009
107-481-10	\$214.95	1.4453
107-481-12	\$0.00	0.0000
107-481-18	\$191.55	1.2880
107-481-19	\$207.14	1.3928
107-481-20	\$214.95	1.4453
107-481-22	\$214.95	1.4453
107-481-23	\$214.95	1.4453
107-481-24	\$214.95	1.4453
107-481-26	\$222.74	1.4977
107-481-28	\$214.95	1.4453
107-481-29	\$191.55	1.2880
107-481-30	\$171.03	1.1500
107-481-31	\$171.03	1.1500
107-481-32	\$39.95	0.2686
107-481-33	\$39.95	0.2686
107-491-01	\$0.00	0.0000
107-491-02	\$255.66	1.7191
107-491-05	\$0.00	0.0000
107-491-06	\$227.71	1.5311
107-491-07	\$185.75	1.2490
107-491-08	\$0.00	0.0000
107-491-09	\$178.76	1.2020
107-491-10	\$173.32	1.1654
107-491-16	\$185.75	1.2490
107-491-18	\$206.72	1.3900

**CSA 48 Proposed Benefit
Assessment Rates for FY 2020-21**

ADDITIONAL MATERIALS #12.a

Appendix C

Parcel	Assessment	Effective SFE
107-491-22	\$175.22	1.1782
107-491-23	\$40.12	0.2698
107-491-24	\$241.68	1.6251
107-491-25	\$297.62	2.0012
107-501-06	\$246.07	1.6546
107-501-09	\$189.13	1.2717
107-501-12	\$168.87	1.1355
107-501-13	\$168.87	1.1355
107-501-14	\$168.87	1.1355
107-501-15	\$187.94	1.2637
107-501-17	\$189.13	1.2717
107-501-20	\$189.13	1.2717
107-501-24	\$168.87	1.1355
107-501-26	\$189.13	1.2717
107-501-27	\$168.87	1.1355
107-501-28	\$168.87	1.1355
107-501-29	\$181.57	1.2209
107-501-30	\$189.13	1.2717
107-511-02	\$196.25	1.3196
107-511-03	\$189.13	1.2717
107-511-04	\$189.13	1.2717
107-511-05	\$189.13	1.2717
107-511-09	\$189.13	1.2717
107-511-11	\$36.48	0.2453
107-511-15	\$303.02	2.0375
107-511-16	\$238.96	1.6068
107-511-17	\$182.02	1.2239
107-511-18	\$196.25	1.3196
107-511-22	\$182.02	1.2239
107-511-26	\$168.87	1.1355
107-511-27	\$187.94	1.2637
107-511-28	\$289.62	1.9474
107-511-29	\$168.87	1.1355
107-521-01	\$171.03	1.1500
107-521-02	\$41.76	0.2808
107-521-03	\$1,560.01	10.4896
107-521-04	\$39.95	0.2686
107-521-05	\$328.30	2.2075
107-521-07	\$171.03	1.1500
107-521-08	\$171.03	1.1500
107-521-13	\$171.03	1.1500
107-521-15	\$171.03	1.1500
107-521-17	\$177.99	1.1968
107-521-18	\$177.99	1.1968
107-521-19	\$177.99	1.1968
107-521-20	\$0.00	0.0000
107-531-01	\$2.28	0.0153
107-531-02	\$182.06	1.2242
107-531-03	\$0.18	0.0012
107-531-04	\$0.31	0.0021

**CSA 48 Proposed Benefit
Assessment Rates for FY 2020-21**

ADDITIONAL MATERIALS #12.a

Appendix C

Parcel	Assessment	Effective SFE
107-531-05	\$36.48	0.2453
107-531-06	\$217.61	1.4632
107-531-07	\$7.35	0.0494
107-531-08	\$281.66	1.8939
107-531-09	\$0.36	0.0024
107-531-10	\$40.85	0.2747
107-531-11	\$196.25	1.3196
107-531-12	\$40.85	0.2747
107-531-13	\$196.25	1.3196
107-531-14	\$40.85	0.2747
107-531-15	\$196.25	1.3196
107-531-16	\$0.00	0.0000
107-541-01	\$978.96	6.5826
107-541-02	\$178.39	1.1995
107-541-03-1	\$385.29	2.5907
107-541-03-2	\$0.00	0.0000
107-541-04	\$192.09	1.2916
107-541-05	\$342.74	2.3046
107-541-06	\$191.91	1.2904
107-541-07	\$205.83	1.3840
107-541-08	\$171.03	1.1500
107-541-09	\$192.46	1.2941
107-541-10	\$203.45	1.3680
107-551-01	\$188.53	1.2677
107-551-02	\$40.85	0.2747
107-551-03	\$196.25	1.3196
107-551-04	\$196.25	1.3196
107-551-05	\$40.85	0.2747
107-551-06	\$40.85	0.2747
107-551-07	\$0.00	0.0000
107-551-08	\$238.78	1.6056
107-551-09	\$187.94	1.2637
107-551-10	\$36.48	0.2453
107-551-11	\$257.85	1.7338
107-561-01	\$7.82	0.0526
107-571-01	\$2,620.82	17.6225
107-571-02	\$0.00	0.0000
107-571-03	\$207.14	1.3928
107-571-04	\$370.86	2.4937
107-571-05	\$347.47	2.3364
107-571-06	\$199.34	1.3404
107-571-07	\$230.53	1.5501
107-571-08	\$222.74	1.4977
107-571-09	\$44.75	0.3009
107-571-10	\$448.82	3.0179
107-571-11	\$261.52	1.7585
107-571-12	\$246.13	1.6550
107-571-13	\$171.03	1.1500
107-571-14	\$171.03	1.1500
107-571-15	\$184.95	1.2436

**CSA 48 Proposed Benefit
Assessment Rates for FY 2020-21**

Parcel	Assessment	Effective SFE
107-581-01	\$303.28	2.0393
107-581-02	\$3,120.03	20.9792
107-581-03	\$3.60	0.0242
107-581-06	\$184.95	1.2436
107-581-07	\$10.16	0.0683
107-581-08	\$207.14	1.3928
107-581-09	\$207.14	1.3928
107-581-10	\$171.03	1.1500
107-581-11	\$171.03	1.1500
107-581-12	\$171.03	1.1500
107-581-13	\$352.01	2.3669
107-591-01	\$211.11	1.4195
107-591-02	\$195.79	1.3165
107-591-03	\$188.13	1.2650
107-591-04	\$195.79	1.3165
107-591-05	\$203.45	1.3680
107-591-06	\$195.79	1.3165
107-591-07	\$188.13	1.2650
107-591-08	\$195.79	1.3165
108-031-03	\$39.95	0.2686
108-031-05	\$177.99	1.1968
108-031-06	\$184.95	1.2436
108-031-18	\$184.95	1.2436
108-031-20	\$234.07	1.5739
108-031-21	\$40.12	0.2698
108-031-22	\$171.03	1.1500
108-031-23	\$39.95	0.2686
108-031-25	\$1,046.14	7.0343
108-031-26	\$310.65	2.0888
108-031-36	\$198.87	1.3372
108-031-37	\$198.87	1.3372
108-031-38	\$318.31	2.1403
108-031-42	\$40.12	0.2698
108-041-04	\$355.98	2.3936
108-041-05	\$171.03	1.1500
108-041-06	\$171.03	1.1500
108-041-07	\$171.03	1.1500
108-041-09	\$177.99	1.1968
108-041-12	\$171.03	1.1500
108-041-13	\$184.95	1.2436
108-041-18	\$171.03	1.1500
108-041-19	\$39.95	0.2686
108-041-25	\$168.87	1.1355
108-041-27	\$162.51	1.0927
108-041-29	\$162.51	1.0927
108-041-33	\$177.99	1.1968
108-041-34	\$177.99	1.1968
108-041-36	\$177.99	1.1968
108-041-37	\$349.02	2.3468
108-041-38	\$199.34	1.3404

**CSA 48 Proposed Benefit
Assessment Rates for FY 2020-21**

ADDITIONAL MATERIALS #12.a

Appendix C

Parcel	Assessment	Effective SFE
108-041-39	\$177.99	1.1968
108-041-40	\$219.75	1.4776
108-051-03	\$0.34	0.0023
108-051-05	\$3.76	0.0253
108-051-07	\$297.62	2.0012
108-051-17	\$213.35	1.4346
108-051-19	\$2.81	0.0189
108-051-20	\$192.74	1.2960
108-051-33	\$177.19	1.1914
108-051-37	\$177.99	1.1968
108-051-38	\$184.95	1.2436
108-051-40	\$184.95	1.2436
108-051-41	\$188.13	1.2650
108-051-42	\$203.45	1.3680
108-051-44	\$184.95	1.2436
108-051-46	\$191.91	1.2904
108-051-48	\$179.33	1.2058
108-051-49	\$2.91	0.0196
108-051-51	\$171.03	1.1500
108-051-52	\$261.52	1.7585
108-051-53	\$275.44	1.8521
108-061-10	\$240.64	1.6181
108-061-18	\$247.60	1.6649
108-061-35	\$39.95	0.2686
108-061-36	\$184.95	1.2436
108-061-37	\$39.95	0.2686
108-061-43	\$191.91	1.2904
108-061-44	\$171.03	1.1500
108-061-48	\$177.99	1.1968
108-061-50	\$184.95	1.2436
108-061-51	\$184.95	1.2436
108-061-53	\$177.99	1.1968
108-061-54	\$177.99	1.1968
108-061-56	\$177.99	1.1968
108-061-57	\$184.95	1.2436
108-061-58	\$39.95	0.2686
108-061-59	\$342.06	2.3000
108-061-60	\$171.03	1.1500
108-061-62	\$241.73	1.6254
108-061-63	\$184.95	1.2436
108-061-64	\$184.95	1.2436
108-071-01	\$188.13	1.2650
108-071-02	\$171.03	1.1500
108-071-05	\$171.03	1.1500
108-071-07	\$171.03	1.1500
108-071-10	\$520.04	3.4968
108-071-11	\$342.06	2.3000
108-071-19	\$171.03	1.1500
108-071-20	\$171.03	1.1500
108-071-21	\$171.03	1.1500

**CSA 48 Proposed Benefit
Assessment Rates for FY 2020-21**

ADDITIONAL MATERIALS #12.a

Appendix C

Parcel	Assessment	Effective SFE
108-071-24	\$171.03	1.1500
108-071-25	\$171.03	1.1500
108-071-26	\$20.88	0.1404
108-071-28	\$171.03	1.1500
108-071-29	\$171.03	1.1500
108-071-30	\$171.03	1.1500
108-071-31	\$171.03	1.1500
108-071-32	\$171.03	1.1500
108-071-33	\$780.01	5.2448
108-071-34	\$171.03	1.1500
108-071-36	\$171.03	1.1500
108-071-37	\$171.03	1.1500
108-071-38	\$171.03	1.1500
108-071-39	\$171.03	1.1500
108-071-42	\$171.03	1.1500
108-071-44	\$171.03	1.1500
108-071-45	\$171.03	1.1500
108-071-46	\$171.03	1.1500
108-071-47	\$171.03	1.1500
108-071-48	\$171.03	1.1500
108-071-49	\$171.03	1.1500
108-071-51	\$171.03	1.1500
108-071-52	\$171.03	1.1500
108-071-58	\$171.03	1.1500
108-071-62	\$171.03	1.1500
108-071-63	\$780.01	5.2448
108-071-64	\$171.03	1.1500
108-071-65	\$171.03	1.1500
108-081-01	\$171.03	1.1500
108-081-02	\$171.03	1.1500
108-081-03	\$171.03	1.1500
108-081-04	\$171.03	1.1500
108-081-07	\$171.03	1.1500
108-081-08	\$171.03	1.1500
108-081-09	\$171.03	1.1500
108-081-10	\$171.03	1.1500
108-081-15	\$171.03	1.1500
108-081-16	\$342.06	2.3000
108-081-19	\$342.06	2.3000
108-081-22	\$171.03	1.1500
108-081-23	\$171.03	1.1500
108-081-24	\$0.18	0.0012
108-081-25	\$171.03	1.1500
108-081-26	\$171.03	1.1500
108-081-27	\$171.03	1.1500
108-081-28	\$171.03	1.1500
108-081-29	\$171.03	1.1500
108-081-30	\$171.03	1.1500
108-081-31	\$171.03	1.1500
108-081-32	\$0.18	0.0012

**CSA 48 Proposed Benefit
Assessment Rates for FY 2020-21**

Parcel	Assessment	Effective SFE
108-081-33	\$171.03	1.1500
108-081-34	\$171.03	1.1500
108-081-99	\$0.18	0.0012
108-121-01	\$388.50	2.6123
108-121-03	\$36.48	0.2453
108-121-09	\$194.29	1.3064
108-121-10	\$346.55	2.3302
108-131-22	\$162.51	1.0927
108-131-23	\$162.51	1.0927
108-131-24	\$162.51	1.0927
108-131-25	\$0.00	0.0000
108-131-27	\$168.87	1.1355
108-131-28	\$168.87	1.1355
108-131-30	\$175.22	1.1782
108-131-31	\$194.29	1.3064
108-131-34	\$175.22	1.1782
108-131-35	\$325.03	2.1855
108-131-36	\$181.57	1.2209
108-131-37	\$181.57	1.2209
108-131-38	\$337.73	2.2709
108-131-40	\$4.46	0.0300
108-131-41	\$4.64	0.0312
108-131-42	\$0.00	0.0000
108-131-43	\$181.57	1.2209
108-131-45	\$337.73	2.2709
108-131-46	\$187.94	1.2637
108-131-47	\$36.48	0.2453
108-131-48	\$0.00	0.0000
108-141-01	\$198.87	1.3372
108-141-05	\$184.95	1.2436
108-141-06	\$177.99	1.1968
108-141-09	\$191.91	1.2904
108-141-11	\$156.16	1.0500
108-141-18	\$177.99	1.1968
108-141-19	\$177.99	1.1968
108-141-20	\$177.99	1.1968
108-141-21	\$184.95	1.2436
108-141-23	\$349.02	2.3468
108-141-24	\$355.98	2.3936
108-151-04	\$156.16	1.0500
108-151-05	\$19.07	0.1282
108-151-06	\$156.16	1.0500
108-151-07	\$156.16	1.0500
108-151-08	\$171.03	1.1500
108-151-09	\$171.03	1.1500
108-151-11	\$340.46	2.2893
108-151-12	\$171.03	1.1500
108-151-13	\$156.16	1.0500
108-151-15	\$39.95	0.2686
108-151-16	\$342.06	2.3000

**CSA 48 Proposed Benefit
Assessment Rates for FY 2020-21**

Parcel	Assessment	Effective SFE
108-151-17	\$39.95	0.2686
108-151-18	\$156.16	1.0500
108-151-19	\$171.03	1.1500
108-151-20	\$171.03	1.1500
108-151-22	\$171.03	1.1500
108-151-23	\$171.03	1.1500
108-151-24	\$171.03	1.1500
108-151-25	\$177.99	1.1968
108-151-27	\$191.91	1.2904
108-151-28	\$39.95	0.2686
108-161-04	\$1.32	0.0089
108-161-05	\$4.46	0.0300
108-161-06	\$1.32	0.0089
108-161-12	\$177.99	1.1968
108-161-13	\$205.83	1.3840
108-161-32	\$184.95	1.2436
108-161-33	\$36.48	0.2453
108-161-34	\$36.48	0.2453
108-161-37	\$36.48	0.2453
108-161-38	\$36.48	0.2453
108-161-39	\$36.48	0.2453
108-161-40	\$0.00	0.0000
108-161-43	\$39.95	0.2686
108-161-48	\$162.51	1.0927
108-161-49	\$162.51	1.0927
108-161-50	\$162.51	1.0927
108-161-51	\$162.51	1.0927
108-161-52	\$6.19	0.0416
108-161-53	\$191.91	1.2904
108-161-54	\$206.72	1.3900
108-161-55	\$220.72	1.4841
108-161-56	\$199.73	1.3430
108-161-57	\$254.56	1.7117
108-161-66	\$2.91	0.0196
108-161-67	\$371.90	2.5007
108-161-68	\$36.48	0.2453
108-161-69	\$132.26	0.8893
108-161-70	\$39.95	0.2686
108-171-01	\$111.38	0.7489
108-171-05	\$513.08	3.4500
108-171-07	\$3,120.03	20.9792
108-171-09	\$184.95	1.2436
108-171-10	\$39.95	0.2686
108-171-11	\$659.57	4.4350
108-171-30	\$181.57	1.2209
108-171-38	\$48.72	0.3276
108-171-39	\$171.03	1.1500
108-171-40	\$191.91	1.2904
108-171-42	\$181.57	1.2209
108-171-43	\$187.94	1.2637

**CSA 48 Proposed Benefit
Assessment Rates for FY 2020-21**

Parcel	Assessment	Effective SFE
108-171-44	\$212.79	1.4308
108-171-45	\$212.79	1.4308
108-171-46	\$249.39	1.6769
108-171-47	\$171.03	1.1500
108-171-48	\$212.79	1.4308
108-171-49	\$200.64	1.3491
108-181-03	\$184.95	1.2436
108-181-04	\$218.75	1.4709
108-181-05	\$61.26	0.4119
108-181-06	\$195.79	1.3165
108-181-07	\$218.75	1.4709
108-181-08	\$203.45	1.3680
108-181-11	\$218.75	1.4709
108-181-20	\$40.12	0.2698
108-181-21	\$171.03	1.1500
108-181-22	\$171.03	1.1500
108-181-30	\$188.13	1.2650
108-181-33	\$188.13	1.2650
108-181-34	\$218.75	1.4709
108-181-35	\$195.79	1.3165
108-181-36	\$234.07	1.5739
108-181-37	\$191.91	1.2904
108-181-38	\$69.62	0.4681
108-181-39	\$195.79	1.3165
108-181-40	\$218.75	1.4709
108-191-02	\$4.89	0.0329
108-191-03	\$43.95	0.2955
108-191-17	\$371.90	2.5007
108-191-18	\$39.95	0.2686
108-201-02	\$333.61	2.2432
108-201-06	\$226.41	1.5224
108-201-07	\$234.07	1.5739
108-201-09	\$203.45	1.3680
108-201-10	\$211.11	1.4195
108-201-15	\$177.99	1.1968
108-201-17	\$177.99	1.1968
108-201-18	\$177.99	1.1968
108-201-20	\$203.45	1.3680
108-201-22	\$226.41	1.5224
108-201-24	\$195.79	1.3165
108-201-25	\$195.79	1.3165
108-201-26	\$43.95	0.2955
108-201-28	\$171.03	1.1500
108-201-29	\$171.03	1.1500
108-201-30	\$177.99	1.1968
108-201-31	\$0.00	0.0000
108-201-36	\$195.79	1.3165
108-201-40	\$195.79	1.3165
108-201-44	\$195.79	1.3165
108-201-49	\$195.79	1.3165

**CSA 48 Proposed Benefit
Assessment Rates for FY 2020-21**

Parcel	Assessment	Effective SFE
108-201-52	\$211.11	1.4195
108-201-53	\$43.95	0.2955
108-201-56	\$195.79	1.3165
108-201-62	\$195.79	1.3165
108-201-63	\$203.45	1.3680
108-201-64	\$203.45	1.3680
108-201-65	\$195.79	1.3165
108-201-66	\$211.11	1.4195
108-201-67	\$211.11	1.4195
108-201-68	\$195.79	1.3165
108-201-69	\$203.45	1.3680
108-201-70	\$203.45	1.3680
108-201-71	\$0.00	0.0000
108-201-72	\$0.00	0.0000
108-202-12	\$171.03	1.1500
108-202-14	\$177.99	1.1968
108-202-17	\$414.66	2.7882
108-202-20	\$184.95	1.2436
108-202-26	\$171.03	1.1500
108-202-31	\$376.86	2.5340
108-202-33	\$198.87	1.3372
108-202-35	\$342.06	2.3000
108-202-36	\$233.67	1.5712
108-202-41	\$177.99	1.1968
108-202-42	\$177.99	1.1968
108-202-44	\$83.54	0.5617
108-202-45	\$171.03	1.1500
108-211-04	\$171.03	1.1500
108-211-05	\$171.03	1.1500
108-211-06	\$171.03	1.1500
108-211-07	\$171.03	1.1500
108-211-08	\$171.03	1.1500
108-211-09	\$171.03	1.1500
108-211-12	\$171.03	1.1500
108-211-13	\$171.03	1.1500
108-211-14	\$520.04	3.4968
108-211-15	\$177.99	1.1968
108-211-16	\$171.03	1.1500
108-211-17	\$171.03	1.1500
108-211-18	\$171.03	1.1500
108-211-19	\$171.03	1.1500
108-211-20	\$171.03	1.1500
108-211-21	\$171.03	1.1500
108-211-22	\$39.95	0.2686
108-211-23	\$171.03	1.1500
108-211-24	\$171.03	1.1500
108-211-25	\$0.00	0.0000
108-211-26	\$171.03	1.1500
108-211-27	\$171.03	1.1500
108-211-28	\$171.03	1.1500

**CSA 48 Proposed Benefit
Assessment Rates for FY 2020-21**

ADDITIONAL MATERIALS #12.a

Appendix C

Parcel	Assessment	Effective SFE
108-211-29	\$171.03	1.1500
108-211-30	\$171.03	1.1500
108-212-01	\$171.03	1.1500
108-212-02	\$171.03	1.1500
108-212-03	\$171.03	1.1500
108-212-04	\$171.03	1.1500
108-212-05	\$171.03	1.1500
108-212-06	\$171.03	1.1500
108-212-07	\$171.03	1.1500
108-212-08	\$171.03	1.1500
108-212-09	\$171.03	1.1500
108-212-10	\$171.03	1.1500
108-212-11	\$171.03	1.1500
108-212-12	\$342.06	2.3000
108-212-13	\$171.03	1.1500
108-213-01	\$171.03	1.1500
108-213-02	\$171.03	1.1500
108-213-03	\$39.95	0.2686
108-213-04	\$171.03	1.1500
108-213-05	\$171.03	1.1500
108-213-06	\$171.03	1.1500
108-213-07	\$171.03	1.1500
108-213-08	\$171.03	1.1500
108-213-09	\$335.19	2.2538
108-213-10	\$171.03	1.1500
108-214-01	\$171.03	1.1500
108-214-02	\$171.03	1.1500
108-214-03	\$171.03	1.1500
108-214-04	\$171.03	1.1500
108-214-06	\$171.03	1.1500
108-214-07	\$171.03	1.1500
108-214-08	\$171.03	1.1500
108-214-09	\$171.03	1.1500
108-214-10	\$171.03	1.1500
108-214-11	\$171.03	1.1500
108-221-07	\$184.95	1.2436
108-221-10	\$780.01	5.2448
108-221-11	\$177.99	1.1968
108-221-12	\$171.03	1.1500
108-221-13	\$177.99	1.1968
108-221-14	\$177.99	1.1968
108-221-15	\$171.03	1.1500
108-221-16	\$171.03	1.1500
108-221-17	\$39.95	0.2686
108-221-18	\$177.99	1.1968
108-221-19	\$171.03	1.1500
108-221-20	\$177.99	1.1968
108-221-22	\$171.03	1.1500
108-221-23	\$171.03	1.1500
108-221-25	\$219.75	1.4776

**CSA 48 Proposed Benefit
Assessment Rates for FY 2020-21**

ADDITIONAL MATERIALS #12.a

Appendix C

Parcel	Assessment	Effective SFE
108-221-26	\$171.03	1.1500
108-221-27	\$171.03	1.1500
108-221-28	\$177.99	1.1968
108-221-29	\$39.95	0.2686
108-221-32	\$171.03	1.1500
108-221-33	\$171.03	1.1500
108-222-04	\$198.87	1.3372
108-222-05	\$171.03	1.1500
108-222-06	\$171.03	1.1500
108-222-08	\$171.03	1.1500
108-222-11	\$171.03	1.1500
108-222-12	\$171.03	1.1500
108-222-13	\$342.06	2.3000
108-222-14	\$171.03	1.1500
108-222-15	\$171.03	1.1500
108-222-16	\$171.03	1.1500
108-222-23	\$171.03	1.1500
108-222-24	\$171.03	1.1500
108-222-26	\$349.02	2.3468
108-222-27	\$177.99	1.1968
108-222-28	\$171.03	1.1500
108-222-29	\$328.30	2.2075
108-222-30	\$342.06	2.3000
108-222-31	\$171.03	1.1500
108-231-05	\$171.03	1.1500
108-231-06	\$171.03	1.1500
108-231-07	\$171.03	1.1500
108-231-08	\$171.03	1.1500
108-231-09	\$171.03	1.1500
108-231-10	\$171.03	1.1500
108-231-11	\$171.03	1.1500
108-231-12	\$171.03	1.1500
108-231-13	\$188.13	1.2650
108-231-14	\$188.13	1.2650
108-241-01	\$171.03	1.1500
108-241-02	\$171.03	1.1500
108-241-03	\$171.03	1.1500
108-241-04	\$177.99	1.1968
108-241-06	\$171.03	1.1500
108-241-07	\$171.03	1.1500
108-241-08	\$171.03	1.1500
108-241-09	\$171.03	1.1500
108-241-10	\$171.03	1.1500
108-251-01	\$36.48	0.2453
108-251-02	\$177.99	1.1968
108-251-03	\$171.03	1.1500
108-251-04	\$184.95	1.2436
108-251-05	\$177.99	1.1968
108-261-01	\$177.99	1.1968
108-261-02	\$177.99	1.1968

**CSA 48 Proposed Benefit
Assessment Rates for FY 2020-21**

ADDITIONAL MATERIALS #12.a

Appendix C

Parcel	Assessment	Effective SFE
108-261-03	\$0.00	0.0000
108-261-05	\$39.95	0.2686
108-261-06	\$0.00	0.0000
108-261-07	\$177.99	1.1968
108-261-08	\$184.95	1.2436
108-271-02	\$184.95	1.2436
108-271-03	\$177.99	1.1968
108-271-22	\$171.03	1.1500
108-271-23	\$177.99	1.1968
108-271-29	\$318.66	2.1427
108-271-30	\$162.51	1.0927
108-271-31	\$162.51	1.0927
108-271-32	\$177.99	1.1968
108-271-33	\$162.51	1.0927
108-271-34	\$162.51	1.0927
108-271-35	\$177.99	1.1968
108-271-40	\$177.99	1.1968
108-271-42	\$188.13	1.2650
108-271-47	\$195.79	1.3165
108-271-48	\$195.79	1.3165
108-271-49	\$349.02	2.3468
108-271-50	\$177.99	1.1968
108-271-51	\$188.13	1.2650
108-271-60	\$195.79	1.3165
108-271-61	\$195.79	1.3165
108-281-01	\$181.57	1.2209
108-281-02	\$194.29	1.3064
108-281-03	\$192.74	1.2960
108-281-04	\$36.48	0.2453
108-281-05	\$219.75	1.4776
108-281-06	\$0.00	0.0000
108-281-10	\$175.22	1.1782
108-281-11	\$36.48	0.2453
108-281-12	\$162.51	1.0927
108-281-13	\$187.94	1.2637
108-281-14	\$192.74	1.2960
108-281-15	\$185.75	1.2490
108-281-16	\$36.48	0.2453
108-281-17	\$207.00	1.3919
108-281-18	\$36.48	0.2453
108-281-19	\$162.51	1.0927
108-281-20	\$162.51	1.0927
108-281-21	\$162.51	1.0927
108-291-02	\$226.41	1.5224
108-291-03	\$171.03	1.1500
108-291-04	\$226.41	1.5224
108-291-08	\$257.05	1.7284
108-291-10	\$218.75	1.4709
108-291-11	\$43.95	0.2955
108-291-12	\$234.07	1.5739

**CSA 48 Proposed Benefit
Assessment Rates for FY 2020-21**

Parcel	Assessment	Effective SFE
108-301-01	\$203.45	1.3680
108-301-02	\$211.11	1.4195
108-301-03	\$171.03	1.1500
108-301-04	\$203.45	1.3680
108-301-05	\$203.45	1.3680
108-301-06	\$190.02	1.2777
108-301-07	\$177.99	1.1968
108-301-08	\$226.71	1.5244
108-301-09	\$171.03	1.1500
108-301-10	\$1,560.01	10.4896
108-301-11	\$780.01	5.2448
108-301-12	\$111.38	0.7489
108-301-13	\$111.38	0.7489
108-301-14	\$296.32	1.9925
108-331-01	\$226.71	1.5244
108-331-02	\$171.03	1.1500
108-331-03	\$171.03	1.1500
108-331-04	\$171.03	1.1500
108-331-05	\$181.57	1.2209
108-331-06	\$162.51	1.0927
108-331-07	\$156.16	1.0500
108-331-08	\$162.51	1.0927
108-331-09	\$178.76	1.2020
108-331-10	\$185.75	1.2490
108-331-11	\$192.74	1.2960
108-331-12	\$162.51	1.0927
108-331-13	\$162.51	1.0927
108-331-14	\$162.51	1.0927
108-341-01	\$40.12	0.2698
108-341-02	\$178.76	1.2020
108-341-03	\$178.76	1.2020
108-341-04	\$185.75	1.2490
108-341-05	\$178.76	1.2020
108-341-06	\$178.76	1.2020
108-341-07	\$178.76	1.2020
108-341-08	\$0.00	0.0000
108-341-09	\$257.05	1.7284
108-341-10	\$171.03	1.1500
108-341-11	\$226.71	1.5244
108-341-12	\$177.99	1.1968
108-341-13	\$198.87	1.3372
108-341-14	\$198.87	1.3372
108-351-10	\$226.07	1.5201
108-361-01	\$233.67	1.5712
108-361-02	\$526.04	3.5371
108-361-03	\$407.70	2.7414
108-361-04	\$352.01	2.3669
108-361-05	\$83.54	0.5617
108-361-07	\$171.03	1.1500
108-361-08	\$240.64	1.6181

**CSA 48 Proposed Benefit
Assessment Rates for FY 2020-21**

ADDITIONAL MATERIALS #12.a

Appendix C

Parcel	Assessment	Effective SFE
108-371-01	\$198.87	1.3372
108-371-02	\$205.83	1.3840
108-371-05	\$171.03	1.1500
108-371-06	\$39.95	0.2686
108-371-07	\$76.58	0.5149
108-371-08	\$205.83	1.3840
108-371-13	\$0.00	0.0000
108-371-14	\$0.00	0.0000
108-371-15	\$418.63	2.8149
108-371-16	\$0.00	0.0000
108-371-17	\$338.09	2.2733
108-371-21	\$184.95	1.2436
108-371-22	\$180.98	1.2169
108-371-25	\$39.95	0.2686
108-371-27	\$39.95	0.2686
108-371-28	\$0.00	0.0000
108-371-29	\$0.00	0.0000
109-091-20	\$234.07	1.5739
109-091-23	\$43.95	0.2955

END NOTES

¹ Insurance Services Offices Inc. <http://www.rockwall.com/documents/fire/ISO.pdf>

² Institute for Business & Home Safety, "Protect Your Home Against Wildfire Damage," <http://www.ibhs.org/publications/view.asp?id=125>

³ *ibid.*, p.2